

Panel feed-through terminal block - HDFKV 16-VP/Z - 0714147

Please be informed that the data shown in this PDF Document is generated from our Online Catalog. Please find the complete data in the user's documentation. Our General Terms of Use for Downloads are valid (<http://phoenixcontact.com/download>)



Panel feed-through terminal block, connection method: Screw connection, Bolt connection, number of positions: 1, load current: 101 A, cross section: 0.5 mm² - 25 mm², AWG 20 - 4, connection direction of the conductor to plug-in direction: 90 °, width: 12.1 mm, color: gray

Your advantages

- ✓ Well-known connection principle allows worldwide use
- ✓ Low temperature rise, thanks to maximum contact force
- ✓ Tool-free snap-in principle enables easy mounting on the device panel
- ✓ Automatic panel thickness compensation enables universal use
- ✓ Reliable seal even with low-viscosity molding compounds



Key Commercial Data

Packing unit	50 pc
GTIN	
GTIN	4046356180238

Technical data

General

Number of levels	1
Number of connections	2
Nominal cross section	16 mm ²
Color	gray
Insulating material	PA
Flammability rating according to UL 94	V0
Maximum load current	101 A
Rated surge voltage	6 kV
Degree of pollution	3
Overvoltage category	III
Insulating material group	I

Panel feed-through terminal block - HDFKV 16-VP/Z - 0714147

Technical data

General

Connection in acc. with standard	IEC 60947-7-1
Nominal current I_N	76 A
Maximum load current	101 A
Nominal voltage U_N	500 V
Open side panel	No
Number of positions	1

Dimensions

Width	12.1 mm
Length	63.6 mm
Pitch	12.1 mm

Connection data

Note	Terminal sleeve
Connection side	Level 1 ext. 1
Connection method	Screw connection
Conductor cross section solid min.	0.5 mm ²
Conductor cross section solid max.	25 mm ²
Conductor cross section flexible min.	0.5 mm ²
Conductor cross section flexible max.	16 mm ²
Conductor cross section AWG min.	20
Conductor cross section AWG max.	4
Conductor cross section flexible, with ferrule without plastic sleeve min.	0.5 mm ²
Conductor cross section flexible, with ferrule without plastic sleeve max.	16 mm ²
Conductor cross section flexible, with ferrule with plastic sleeve min.	0.5 mm ²
Conductor cross section flexible, with ferrule with plastic sleeve max.	16 mm ²
2 conductors with same cross section, solid min.	0.5 mm ²
2 conductors with same cross section, solid max.	6 mm ²
2 conductors with same cross section, stranded min.	0.5 mm ²
2 conductors with same cross section, stranded max.	6 mm ²
2 conductors with same cross section, stranded, ferrules without plastic sleeve, min.	0.5 mm ²
2 conductors with same cross section, stranded, ferrules without plastic sleeve, max.	6 mm ²
2 conductors with same cross section, stranded, TWIN ferrules with plastic sleeve, min.	0.5 mm ²
2 conductors with same cross section, stranded, TWIN ferrules with plastic sleeve, max.	6 mm ²
Stripping length	16 mm
Internal cylindrical gage	B7
Screw thread	M5
Tightening torque, min	2 Nm
Tightening torque max	2.3 Nm

Panel feed-through terminal block - HDFKV 16-VP/Z - 0714147

Technical data

Connection data

Connection side	Level 1 int. 1
Connection method	Bolt connection
Screw thread	M5
Tightening torque, min	2.5 Nm
Tightening torque max	3 Nm

Standards and Regulations

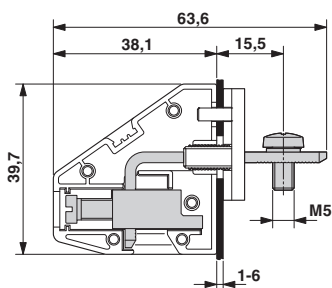
Connection in acc. with standard	CUL
	IEC 60947-7-1
Flammability rating according to UL 94	V0

Environmental Product Compliance

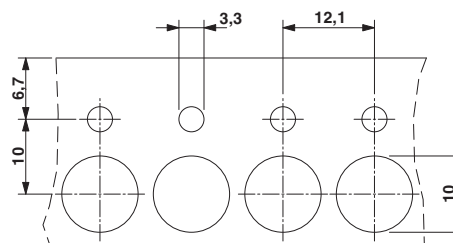
REACH SVHC	Lead 7439-92-1
China RoHS	Environmentally Friendly Use Period = 50
	For details about hazardous substances go to tab "Downloads", Category "Manufacturer's declaration"

Drawings

Dimensional drawing



Dimensional drawing



Approvals

Approvals

Approvals

EAC / cULus Recognized


Ex Approvals

Approval details

Panel feed-through terminal block - HDFKV 16-VP/Z - 0714147

Approvals

EAC		B.01742
-----	---	---------

cULus Recognized		http://database.ul.com/cgi-bin/XYV/template/LISEXT/1FRAME/index.htm	E60425-19870911
------------------	---	---	-----------------

	B	C
Nominal voltage UN	600 V	600 V
Nominal current IN	85 A	85 A
mm ² /AWG/kcmil	20-4	20-4

Phoenix Contact 2019 © - all rights reserved
<http://www.phoenixcontact.com>

PHOENIX CONTACT GmbH & Co. KG
Flachsmarktstr. 8
32825 Blomberg
Germany
Tel. +49 5235 300
Fax +49 5235 3 41200
<http://www.phoenixcontact.com>