

Network cable - VS-M12FSBP-PPC/PL-94C-LI/2,0 - 1413683


Please be informed that the data shown in this PDF Document is generated from our Online Catalog. Please find the complete data in the user's documentation. Our General Terms of Use for Downloads are valid (<http://phoenixcontact.com/download>)



Assembled Ethernet cable, shielded, 4-pair, AWG 26 suitable for use with drag chain (19-wire), RAL 5021 (sea blue), M12 flush-type socket, rear wall/screw mounting with M16 thread on RJ45 connector/IP67 push-pull plastic housing, line, length 2 m



Key Commercial Data

Packing unit	1 STK
GTIN	 4 046356 475877
GTIN	4046356475877

Technical data

Dimensions

Length of cable	2 m
-----------------	-----

General data

Number of positions	8
Degree of pollution	3
Alternative short product description	Ethernet cable

Characteristics head 2

Material (component)	Plastic
----------------------	---------

Standards and Regulations

Flammability rating according to UL 94	V2
--	----

Cable

Cable type	Ethernet drag chain CAT5
Cable type (abbreviation)	94C
UL AWM style	20963 (80°C/30 V)
Signal type/category	Ethernet CAT5 (IEC 11801), 1 Gbps
Cable structure	4x2xAWG26/19; S/UTP
Conductor cross section	4x 2x 0.14 mm ²

Network cable - VS-M12FSBP-PPC/PL-94C-LI/2,0 - 1413683

Technical data

Cable

AWG signal line	26
Conductor structure signal line	19x 0.10 mm
Core diameter including insulation	1 mm
Wire colors	white/blue-blue, white/orange-orange, white/green-green, white/brown-brown
Twisted pairs	2 cores to the pair
Overall twist	Four pairs and four fillers to the core
Shielding	Tinned copper braided shield
Optical shield covering	90 %
External sheath, color	water blue RAL 5021
Outer sheath thickness	0.85 mm
External cable diameter D	6.9 mm +0.1 mm ... 0.2 mm
Minimum bending radius, fixed installation	4 x D
Minimum bending radius, flexible installation	8 x D
Number of bending cycles	5000000
Minimum bending radius, drag chain applications	7,5 x D
Traversing rate	3 m/s
Acceleration	5 m/s ²
Tensile strength GRP	≤ 100 N
Cable weight	57 kg/km
Outer sheath, material	PUR
Material conductor insulation	PP
Conductor material	Bare Cu litz wires
Insulation resistance	≥ 500 MΩ*km
Loop resistance	≤ 290.00 Ω/km
Cable capacity	approx. 50 nF/km (at 1 kHz)
Wave impedance	100 Ω ±5 Ω (at 100 MHz)
Near end crosstalk attenuation (NEXT)	65.3 dB (with 1 MHz)
	56.3 dB (at 4 MHz)
	50.3 dB (at 10 MHz)
	47.2 dB (at 16 MHz)
	45.8 dB (at 20 MHz)
	42.9 dB (at 31.25 MHz)
	38.4 dB (at 62.5 MHz)
	35.3 dB (at 100 MHz)
Power-summated near end crosstalk attenuation (PSNEXT)	62.3 dB (with 1 MHz)
	53.3 dB (at 4 MHz)
	47.3 dB (at 10 MHz)
	44.2 dB (at 16 MHz)
	42.8 dB (at 20 MHz)
	39.9 dB (at 31.25 MHz)

Network cable - VS-M12FSBP-PPC/PL-94C-LI/2,0 - 1413683

Technical data

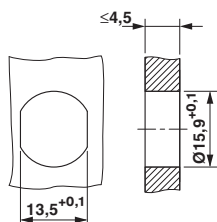
Cable

	35.4 dB (at 62.5 MHz)
	32.3 dB (at 100 MHz)
Attenuation	3.2 dB (with 1 MHz)
	6 dB (at 4 MHz)
	9.5 dB (at 10 MHz)
	12.1 dB (at 16 MHz)
	13.6 dB (at 20 MHz)
	17.1 dB (at 31.25 MHz)
	24.8 dB (at 62.5 MHz)
	32 dB (at 100 MHz)
Return loss (RL)	23 dB (at 4 MHz)
	24.1 dB (at 8 MHz)
	25 dB (at 10 MHz)
	25 dB (at 16 MHz)
	25 dB (at 20 MHz)
	23.6 dB (at 31.25 MHz)
	21.5 dB (at 62.5 MHz)
	20.1 dB (at 100 MHz)
Signal runtime	5.3 ns/m
Coupling resistance	≤ 100.00 mΩ/m (at 10 MHz)
Nominal voltage, cable	≤ 100 V
Test voltage Core/Core	700 V (50 Hz, 1 min.)
Test voltage Core/Shield	700 V (50 Hz, 1 min.)
Flame resistance	according to IEC 60332-1-2
Halogen-free	according to IEC 60754-1
Resistance to oil	according to EN 60811-2-1
Ambient temperature (operation)	-40 °C ... 80 °C (cable, fixed installation)
	-20 °C ... 80 °C (cable, flexible installation)
Ambient temperature (installation)	-20 °C ... 80 °C
Ambient temperature (storage/transport)	-20 °C ... 80 °C

Drawings


Network cable - VS-M12FSBP-PPC/PL-94C-LI/2,0 - 1413683

Dimensional drawing



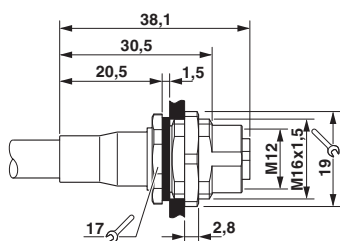
Housing cutout for M16 fastening thread, mounting panel with feed-through hole (alternatively with surface as protection against rotation)

Cable cross section



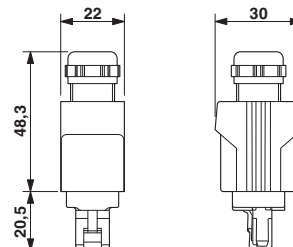
Ethernet drag chain CAT5 [94C]

Dimensional drawing



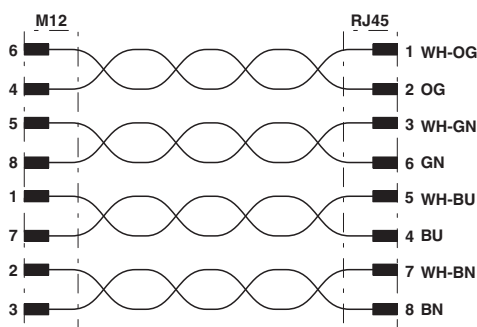
M12 flush-type connector

Dimensional drawing



Push-pull RJ45 connector IP65/67

Circuit diagram



Approvals

Approvals

Approvals

EAC

Ex Approvals

Approval details

Network cable - VS-M12FSBP-PPC/PL-94C-LI/2,0 - 1413683

Approvals

EAC



B.00767

Phoenix Contact 2018 © - all rights reserved
<http://www.phoenixcontact.com>

PHOENIX CONTACT GmbH & Co. KG
Flachsmarktstr. 8
32825 Blomberg
Germany
Tel. +49 5235 300
Fax +49 5235 3 41200
<http://www.phoenixcontact.com>