

**WDL 2.5/S/N/L/PE****Weidmüller Interface GmbH & Co. KG**

Klingenbergstraße 26

D-32758 Detmold

Germany

www.weidmueller.com

**Product image****Building installation wiring**

For building installations, we offer a complete system that revolves around the 10×3 copper rail and comprises perfectly coordinated components: from installation terminal blocks, neutral conductor terminal blocks and distribution terminal blocks to comprehensive accessories such as busbars and busbar holders.

**General ordering data**

|            |   |
|------------|---|
| Version    | W-Series, Distributor terminal block for N rail,<br>Rated cross-section: 2.5 mm <sup>2</sup> , Screw connection |
| Order No.  | <a href="#">1030700000</a>  |
| Type       | WDL 2.5/S/N/L/PE  |
| GTIN (EAN) | 4008 190184452  |
| Qty.       | 50 pc(s).   |

## WDL 2.5/S/N/L/PE

**Weidmüller Interface GmbH & Co. KG**

Klingenbergstraße 26

D-32758 Detmold

Germany

www.weidmueller.com

## Technical data

### Dimensions and weights

|                          |            |                |           |
|--------------------------|------------|----------------|-----------|
| Depth                    | 48 mm      | Depth (inches) | 1.89 inch |
| Depth including DIN rail | 49 mm      | Height         | 84.5 mm   |
| Height (inches)          | 3.327 inch | Width          | 6.1 mm    |
| Width (inches)           | 0.24 inch  | Net weight     | 17.13 g   |

### Temperatures

|                                  |                |                                  |        |
|----------------------------------|----------------|----------------------------------|--------|
| Storage temperature              | -25 °C...55 °C | Continuous operating temp., min. | -50 °C |
| Continuous operating temp., max. | 120 °C         |                                  |        |

### Material data

|                           |       |        |            |
|---------------------------|-------|--------|------------|
| Material                  | Wemid | Colour | dark beige |
| UL 94 flammability rating | V-0   |        |            |

### System specifications

|                                     |   |                               |     |
|-------------------------------------|---|-------------------------------|-----|
| Version                             | Screw connection, N, L and PE connection, for screwable cross-connection, One end without connector | End cover plate required      | Yes |
| Number of potentials                | 3   | Number of levels              | 3   |
| Number of clamping points per level | 2   | Number of potentials per tier | 1   |
| Levels cross-connected internally   | No  | PE connection                 | Yes |
| Rail                                | TS 35   | N-function                    | Yes |
| PE function                         | Yes   | PEN function                  | No  |

### 2 clampable conductors (H05V/H07V) with equal cross-section (rated connection)

|  |                     |  |                     |
|--|---------------------|--|---------------------|
| Cross-section for connected wire, solid, two clampable wires, max.   | 1.5 mm <sup>2</sup> | Cross-section for connected wire, solid, two clampable wires, min.   | 0.5 mm <sup>2</sup> |
| Wire connection cross section, finely stranded with wire-end ferrules DIN 46228/1, 2 clampable wires, max. | 1.5 mm <sup>2</sup> | Wire connection cross section, finely stranded with wire-end ferrules DIN 46228/1, 2 clampable wires, min. | 0.5 mm <sup>2</sup> |
| Wire connection cross section, finely stranded, two clampable wires, min.                                  | 0.5 mm <sup>2</sup> | Wire cross-section, finely stranded, two clampable wires, max.   | 1.5 mm <sup>2</sup> |

### Additional technical data

|                          |       |                             |         |
|--------------------------|-------|-----------------------------|---------|
| Explosion-tested version | No    | Number of similar terminals | 1       |
| Open sides               | right | Type of mounting            | Snap-on |

### CSA rating data

|                               |           |                               |        |
|-------------------------------|-----------|-------------------------------|--------|
| Certificate No. (CSA)         | 12400-296 | Current size B (CSA)          | 10 A   |
| Current size D (CSA)          | 10 A      | Voltage size B (CSA)          | 300 V  |
| Voltage size D (CSA)          | 300 V     | Wire cross section max. (CSA) | 12 AWG |
| Wire cross section min. (CSA) | 26 AWG    |                               |        |

### Conductors for clamping (rated connection)

|            |              |
|------------|--------------|
| Blade size | 0.6 x 3.5 mm |
|------------|--------------|

## WDL 2.5/S/N/L/PE

**Weidmüller Interface GmbH & Co. KG**  
 Klingenbergstraße 26  
 D-32758 Detmold  
 Germany

www.weidmueller.com

## Technical data

|  |  |                       |                     |        |
|--|--|-----------------------|---------------------|--------|
| Clampable conductor                                  | Connection specification               |                       | Screw connection    |        |
|  | Cross-section for conductor connection | Type                  | solid, H05(07) V-U  |        |
|  |  | min.                  | 0.5 mm <sup>2</sup> |        |
|  |  | max.                  | 4 mm <sup>2</sup>   |        |
|  |  | nominal               | 2.5 mm <sup>2</sup> |        |
|  | wire end ferrule                       | Stripping length      | min.                | 8 mm   |
|  |  |                       | max.                | 8 mm   |
|  |  |                       | nominal             | 8 mm   |
|  |  | Tightening torque     | min.                | 0.4 Nm |
|  | max.                                   |                       | 0.6 Nm              |        |
|  | Recommended wire-end ferrule           |                       |                     |        |
|  | Connection specification               |                       | Screw connection    |        |
| Cross-section for conductor connection               | Type                                   | stranded, H07V-R      |                     |        |
|  | min.                                   | 1.5 mm <sup>2</sup>   |                     |        |
|  | max.                                   | 4 mm <sup>2</sup>     |                     |        |
|  | nominal                                | 2.5 mm <sup>2</sup>   |                     |        |
| wire end ferrule                                     | Stripping length                       | min.                  | 8 mm                |        |
|  |  | max.                  | 8 mm                |        |
|  |  | nominal               | 8 mm                |        |
|  | Tightening torque                      | min.                  | 0.4 Nm              |        |
| max.   |  | 0.6 Nm                |                     |        |
| Recommended wire-end ferrule                         |  |                       |                     |        |
| Connection specification                             |  | Screw connection      |                     |        |
| Cross-section for conductor connection               | Type                                   | flexible, H05(07) V-K |                     |        |
|  | min.                                   | 0.5 mm <sup>2</sup>   |                     |        |
|  | max.                                   | 4 mm <sup>2</sup>     |                     |        |
|  | nominal                                | 2.5 mm <sup>2</sup>   |                     |        |
| wire end ferrule                                     | Stripping length                       | min.                  | 8 mm                |        |
|  |  | max.                  | 8 mm                |        |
|  |  | nominal               | 8 mm                |        |
|  | Tightening torque                      | min.                  | 0.4 Nm              |        |
| max.   |  | 0.6 Nm                |                     |        |
| Recommended wire-end ferrule                         |  |                       |                     |        |
| Clamping range, max.                                 | 4 mm <sup>2</sup>                      |                       |                     |        |
| Clamping range, min.                                 | 0.13 mm <sup>2</sup>                   |                       |                     |        |
| Clamping screw                                       | M 2.5                                  |                       |                     |        |
| Connection cross-section, stranded, max.             | 4 mm <sup>2</sup>                      |                       |                     |        |
| Connection cross-section, stranded, min.             | 1.5 mm <sup>2</sup>                    |                       |                     |        |
| Connection direction                                 | on side                                |                       |                     |        |
| Gauge to IEC 60947-1                                 | A3                                     |                       |                     |        |
| Number of connections                                | 5                                      |                       |                     |        |
| Stripping length                                     | 8 mm                                   |                       |                     |        |
| Tightening torque, max.                              | 0.6 Nm                                 |                       |                     |        |
| Tightening torque, min.                              | 0.4 Nm                                 |                       |                     |        |
| Torque level with DMS electric screwdriver           | 1                                      |                       |                     |        |
| Type of connection                                   | Screw connection                       |                       |                     |        |
| Wire connection cross section AWG, max.              | AWG 12                                 |                       |                     |        |
| Wire connection cross section AWG, min.              | AWG 26                                 |                       |                     |        |
| Wire connection cross section, finely stranded, max. | 4 mm <sup>2</sup>                      |                       |                     |        |
| Wire connection cross section, finely stranded, min. | 0.5 mm <sup>2</sup>                    |                       |                     |        |

Creation date October 11, 2023 8:34:43 AM CEST

## WDL 2.5/S/N/L/PE

Weidmüller Interface GmbH &amp; Co. KG

Klingenbergstraße 26

D-32758 Detmold

Germany

www.weidmueller.com

## Technical data

|   |                      |
|---|----------------------|
| Wire connection cross-section, finely stranded with wire-end ferrules DIN 46228/1, max. | 2.5 mm <sup>2</sup>  |
| Wire connection cross-section, finely stranded with wire-end ferrules DIN 46228/1, min. | 0.5 mm <sup>2</sup>  |
| Wire connection cross-section, finely stranded with wire-end ferrules DIN 46228/4, max. | 2.5 mm <sup>2</sup>  |
| Wire connection cross-section, finely stranded with wire-end ferrules DIN 46228/4, min. | 0.25 mm <sup>2</sup> |
| Wire connection cross-section, solid core, max.   | 4 mm <sup>2</sup>    |
| Wire connection cross-section, solid core, min.   | 0.5 mm <sup>2</sup>  |

## General

|   |        |   |                      |
|---|--------|---|----------------------|
| Rail                                    | TS 35  | Standards                               | IEC 60947-7-1 (-7-2) |
| Wire connection cross section AWG, max. | AWG 12 | Wire connection cross section AWG, min. | AWG 26               |

## Rating data

|  |                     |                                 |                      |
|--|---------------------|---------------------------------|----------------------|
| Rated cross-section                          | 2.5 mm <sup>2</sup> | Rated voltage                   | 400 V                |
| Rated DC voltage                             | 400 V               | Rated current                   | 24 A                 |
| Current at maximum wires                     | 32 A                | Standards                       | IEC 60947-7-1 (-7-2) |
| Volume resistance according to IEC 60947-7-x | 1.33 mΩ             | Rated impulse withstand voltage | 4 kV                 |
| Power loss in accordance with IEC 60947-7-x  | 0.77 W              | Rated voltage (L / L)           | 400 V                |
| Rated voltage (L / N)                        | 250 V               | Rated voltage (L / PE)          | 250 V                |
| Pollution severity                           | 3                   | Surge voltage category          | III                  |

## UL rating data

|   |        |   |        |
|---|--------|---|--------|
| Certificate No. (UR)                    | E60693 | Conductor size Factory wiring max. (UR) | 12 AWG |
| Conductor size Factory wiring min. (UR) | 26 AWG | Conductor size Field wiring max. (UR)   | 12 AWG |
| Conductor size Field wiring min. (UR)   | 22 AWG | Current size C (UR)                     | 15 A   |
| Voltage size C (UR)                     | 300 V  |   |        |

## Classifications

|             |             |             |             |
|-------------|-------------|-------------|-------------|
| ETIM 6.0    | EC001329    | ETIM 7.0    | EC001329    |
| ETIM 8.0    | EC001329    | ETIM 9.0    | EC001329    |
| ECLASS 9.0  | 27-14-11-25 | ECLASS 9.1  | 27-14-11-25 |
| ECLASS 10.0 | 27-14-11-25 | ECLASS 11.0 | 27-14-11-25 |
| ECLASS 12.0 | 27-14-11-25 | ECLASS 13.0 | 27250110    |

## Approvals

Approvals



|                       |            |
|-----------------------|------------|
| ROHS                  | Conform    |
| UL File Number Search | UL Website |
| Certificate No. (UR)  | E60693     |

Creation date October 11, 2023 8:34:43 AM CEST

Catalogue status 30.09.2023 / We reserve the right to make technical changes.

**WDL 2.5/S/N/L/PE**

**Weidmüller Interface GmbH & Co. KG**  
Klingenbergstraße 26  
D-32758 Detmold  
Germany

[www.weidmueller.com](http://www.weidmueller.com)

**Technical data****Downloads**

---

|   |   |
|---|---|
| Approval/Certificate/Document of Conformity | <a href="#">NEMKO certificate</a><br><a href="#">CE Declaration of Conformity</a><br><a href="#">UKCA declaration of conformity</a> |
| Engineering Data                            | <a href="#">CAD data – STEP</a>   |
| Engineering Data                            | <a href="#">Zuken E3.S</a>  |
| User Documentation                          | <a href="#">Beipackzettel_WDL.pdf</a><br><a href="#">StorageConditionsTerminalBlocks</a>  |
| Catalogues                                  | <a href="#">Catalogues in PDF-format</a>  |
| Brochures                                   |   |

---

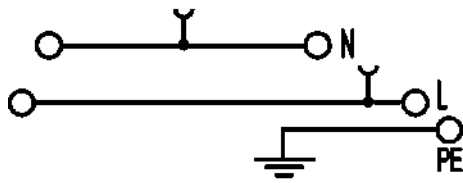
**Data sheet**

**WDL 2.5/S/N/L/PE**

**Weidmüller Interface GmbH & Co. KG**  
Klingenbergstraße 26  
D-32758 Detmold  
Germany

[www.weidmueller.com](http://www.weidmueller.com)

**Drawings**




**WDL 2.5/S/N/L/PE**

**Weidmüller Interface GmbH & Co. KG**  
 Klingenbergstraße 26  
 D-32758 Detmold  
 Germany

www.weidmueller.com

**Accessories**

**Slotted screwdriver**



Slotted screwdriver with rounded blade SD DIN 5265, ISO 2380/2, output to DIN 5264, ISO 2380/1. ChromTop tip, SoftFinish grip

**General ordering data**

|            |                            |                          |
|------------|----------------------------|--------------------------|
| Type       | SDS 0.6X3.5X100            | Version                  |
| Order No.  | <a href="#">9008330000</a> | Screwdriver, Screwdriver |
| GTIN (EAN) | 4032248056286              |                          |
| Qty.       | 1 pc(s).                   |                          |

**Copper**



Of all the metals used, copper has the best electrical conductivity, which results in the highest short-circuit resistance. This makes the copper busbar the most widely used variant.

**General ordering data**

|            |                            |                             |
|------------|----------------------------|-----------------------------|
| Type       | SSCH 10X3X1000 CU/SN       | Version                     |
| Order No.  | <a href="#">0348900000</a> | Accessories, Busbar, Copper |
| GTIN (EAN) | 4008190024802              |                             |
| Qty.       | 1 m                        |                             |

## WDL 2.5/S/N/L/PE

**Weidmüller Interface GmbH & Co. KG**  
 Klingenbergstraße 26  
 D-32758 Detmold  
 Germany

www.weidmueller.com

# Accessories

## Marker holder



The marker holder offer the possibility of additional mounting of standard markers with a pitch of 5 or 5.1 mm. The angled holders can be optionally snapped together and could be mounted in all standard marking channels of the Klippon® Connect modular terminal blocks. Fitting marker types could be found under the respective accessories of the designation marking holder.

### General ordering data

|            |                            |                            |
|------------|----------------------------|----------------------------|
| Type       | BZT 1 WS 10/5              | Version                    |
| Order No.  | <a href="#">1805490000</a> | Accessories, Marker holder |
| GTIN (EAN) | 4032248270231              |                            |
| Qty.       | 100 pc(s).                 |                            |
| Type       | BZT 1 ZA WS 10/5           | Version                    |
| Order No.  | <a href="#">1805520000</a> | Accessories, Marker holder |
| GTIN (EAN) | 4032248270248              |                            |
| Qty.       | 100 pc(s).                 |                            |

## WS 8/5



### WS/ DEK

MultiMark terminal markers use an innovative composite material made from two components. The hard base contour of the marker snaps securely into the connector. The elastic surface finish makes the marker easy to mount. This specially punched material enables the strips to be stretched to accommodate the slight variations in spacing that tend to add up, especially with long terminal blocks. Another advantage: the excellent printability of the surface material guarantees durable and wear-resistant labelling. A print resolution of 300 dpi also produces a very legible script.

#### Your benefits with MultiMark

- Firm hold and durable printing
- Continuous strips save installation time
- Easy mounting thanks to an innovative composite material
- Large label field for optimal legibility
- High flexibility thanks to manufacturer independence

### General ordering data

|            |                            |   |
|------------|----------------------------|---|
| Type       | WS 8/5 MM WS               | Version   |
| Order No.  | <a href="#">2007150000</a> | WS, Terminal marker, 8 x 5 mm, Weidmueller, white |
| GTIN (EAN) | 4050118392029              |   |
| Qty.       | 800 pc(s).                 |   |

## WDL 2.5/S/N/L/PE

**Weidmüller Interface GmbH & Co. KG**  
 Klingenbergstraße 26  
 D-32758 Detmold  
 Germany

www.weidmueller.com

# Accessories

## W-Series



### Building installation wiring

For building installations, we offer a complete system that revolves around the 10×3 copper rail and comprises perfectly coordinated components: from installation terminal blocks, neutral conductor terminal blocks and distribution terminal blocks to comprehensive accessories such as busbars and busbar holders.

### General ordering data

|            |                            |                        |
|------------|----------------------------|------------------------|
| Type       | WHP WDL2.5/S BL            | Version                |
| Order No.  | <a href="#">1067980000</a> | W-Series, Fixing plate |
| GTIN (EAN) | 4008190022440              |                        |
| Qty.       | 20 pc(s).                  |                        |

## Blank



The Dekafix (DEK) marker is the universal marker for all conductor and plug-in connectors as well as for electronic sub-assemblies. The system is ideal for short number sequences and covers a wide range of ready-printed markers.

Strips for fast installation in only one work step. The printing is easy to read, rich in contrast and available in various widths.

- Large range of ready-to-use markers
- Strips for fast installation
- Terminal markers, suitable for all Weidmüller cable connectors
- Available as blank MultiCard or with standard printing

**For custom printing:** Please send us a file of our labeling software M-Print PRO or M-Print PRO Online (without installation) for your labeling specifications.

### General ordering data

|            |                            |   |
|------------|----------------------------|---|
| Type       | DEK 5/5 MC NE WS           | Version   |
| Order No.  | <a href="#">1609801044</a> | Dekafix, Terminal marker, 5 x 5 mm, Pitch in mm (P): 5.00 |
| GTIN (EAN) | 4008190397111              | Weidmueller, white  |
| Qty.       | 1,000 pc(s).               |   |


## WDL 2.5/S/N/L/PE

**Weidmüller Interface GmbH & Co. KG**  
 Klingenbergstraße 26  
 D-32758 Detmold  
 Germany

www.weidmueller.com

# Accessories

## Blank



WS markers are the perfect match for the W-series connectors. Thanks to their system compatibility, the WS tags can also be used with the I-series and the Z-series. The large marking surfaces do not only permit long character strings but also multi-line text. WS markers are ideal for labels with long, customised character strings. Thanks to the proven MultiCard format, printing with PrintJet CONNECT oder/or Plotter is possible.

- Can be fitted in strips or individually
- Markers in proven MultiCard format

**For custom printing:** Please send us a file of our labeling software M-Print PRO or M-Print PRO Online (without installation) for your labeling specifications.

### General ordering data

|            |                            |   |
|------------|----------------------------|---|
| Type       | WS 8/5 MC NE WS            | Version   |
| Order No.  | <a href="#">1640740000</a> | WS, Terminal marker, 8 x 5 mm, Pitch in mm (P): 5.00 Weidmueller, |
| GTIN (EAN) | 4008190279103              | Allen-Bradley, white  |
| Qty.       | 720 pc(s).                 |   |

## 2.5 mm<sup>2</sup>



### Building installation wiring

For building installations, we offer a complete system that revolves around the 10x3 copper rail and comprises perfectly coordinated components: from installation terminal blocks, neutral conductor terminal blocks and distribution terminal blocks to comprehensive accessories such as busbars and busbar holders.

### General ordering data

|            |                            |   |
|------------|----------------------------|---|
| Type       | Q 2 WDL2.5S                | Version   |
| Order No.  | <a href="#">1071500000</a> | W-Series, Cross-connector, For the terminals, Number of poles: 2  |
| GTIN (EAN) | 4008190424930              |   |
| Qty.       | 50 pc(s).                  |   |
| Type       | Q 4 WDL2.5S                | Version   |
| Order No.  | <a href="#">1071700000</a> | W-Series, Cross-connector, For the terminals, Number of poles: 4  |
| GTIN (EAN) | 4008190424916              |   |
| Qty.       | 50 pc(s).                  |   |
| Type       | Q 3 WDL2.5S                | Version   |
| Order No.  | <a href="#">1071600000</a> | W-Series, Cross-connector, For the terminals, Number of poles: 3  |
| GTIN (EAN) | 4008190424923              |   |
| Qty.       | 50 pc(s).                  |   |
| Type       | Q 20 WDL2.5S               | Version   |
| Order No.  | <a href="#">1074200000</a> | W-Series, Cross-connector, For the terminals, Number of poles: 20 |
| GTIN (EAN) | 4008190910501              |   |
| Qty.       | 20 pc(s).                  |   |

Creation date October 11, 2023 8:34:43 AM CEST

## WDL 2.5/S/N/L/PE


**Weidmüller Interface GmbH & Co. KG**  
 Klingenbergstraße 26  
 D-32758 Detmold  
 Germany

www.weidmueller.com

## Accessories

|            |                            |   |
|------------|----------------------------|---|
| Type       | Q 10 WDL2.5S               | Version   |
| Order No.  | <a href="#">1071800000</a> | W-Series, Cross-connector, For the terminals, Number of poles: 10 |
| GTIN (EAN) | 4008190424893              |   |
| Qty.       | 20 pc(s).                  |   |

## SAK-Series



A partition plate is used for the optical separation of circuits or used for electrical isolation from neighbouring cross-connectors. In contrast to the end plate, the contour can be larger than the adjacent terminal blocks. However, it should not be smaller, as otherwise the required clearance and creepage distances within the application can no longer be maintained.

### General ordering data

|            |                            |  |
|------------|----------------------------|--|
| Type       | TSCH 1                     | Version                                  |
| Order No.  | <a href="#">0319160000</a> | SAK Series, Small partition, beige, 2 mm |
| GTIN (EAN) | 4008190097219              |  |
| Qty.       | 100 pc(s).                 |  |

## ZGB pivotable group tag holder



The ZGB 15 is a hinged group tag carrier. The tag carrier can hold the dekafix 5, WS 12/5 terminal markers or the inlay tag ESO 15.

The ZGB 30 is a hinged group tag carrier. The tag carrier can hold the dekafix 5, WS 12/5 terminal markers or the inlay tag ESO 7.

Inlay tags and protective strips can be found under "Accessories".

### General ordering data

|            |                            |   |
|------------|----------------------------|---|
| Type       | ZGB 15                     | Version   |
| Order No.  | <a href="#">1636530000</a> | Terminal markers, Terminal marker, 15 x 7 mm, Pitch in mm (P): 5.00 |
| GTIN (EAN) | 4008190297053              | Weidmueller, white  |
| Qty.       | 20 pc(s).                  |   |

|            |                            |   |
|------------|----------------------------|---|
| Type       | ZGB 30                     | Version   |
| Order No.  | <a href="#">1611930000</a> | Terminal markers, Terminal marker, 32 x 7 mm, Pitch in mm (P): 5.00 |
| GTIN (EAN) | 4008190002251              | Weidmueller, white  |
| Qty.       | 20 pc(s).                  |   |

## WDL 2.5/S/N/L/PE

**Weidmüller Interface GmbH & Co. KG**  
Klingenbergstraße 26  
D-32758 Detmold  
Germany

www.weidmueller.com

## Accessories

### Uninsulated



Uninsulated bus bar tap-off terminals offer a space-saving option for connecting conductors on a bus bar.

### General ordering data

|            |                            |   |
|------------|----------------------------|---|
| Type       | ZB 35/M6X16                | Version   |
| Order No.  | <a href="#">0266500000</a> | Accessories, Clamping yoke for busbar, Rated cross-section: Clamping yoke, Feed-through (bushing) |
| GTIN (EAN) | 4008190102814              |   |
| Qty.       | 20 pc(s).                  |   |
| Type       | ZB 4                       | Version   |
| Order No.  | <a href="#">0316500000</a> | Accessories, Clamping yoke for busbar, Rated cross-section: Clamping yoke, Feed-through (bushing) |
| GTIN (EAN) | 4008190061999              |   |
| Qty.       | 50 pc(s).                  |   |
| Type       | ZB 16 ZKSC                 | Version   |
| Order No.  | <a href="#">0316600000</a> | Accessories, Clamping yoke for busbar, Rated cross-section: Clamping yoke, Feed-through (bushing) |
| GTIN (EAN) | 4008190145989              |   |
| Qty.       | 50 pc(s).                  |   |

### W-Series



Weidmüller's range of products includes end brackets that guarantee a permanent, reliable mounting on the terminal rail and prevent sliding. Versions with and without screws are available. The end brackets include marking options, also for group markers, and also a test plug holder.

### General ordering data

|            |                            |                       |
|------------|----------------------------|-----------------------|
| Type       | WEW 35/2                   | Version               |
| Order No.  | <a href="#">1061200000</a> | W-Series, End bracket |
| GTIN (EAN) | 4008190030230              |                       |
| Qty.       | 50 pc(s).                  |                       |

**Data sheet**

**WDL 2.5/S/N/L/PE**

**Weidmüller Interface GmbH & Co. KG**  
 Klingenbergstraße 26  
 D-32758 Detmold  
 Germany

www.weidmueller.com

**Accessories**

**2.5 mm<sup>2</sup>**



**Building installation wiring**

For building installations, we offer a complete system that revolves around the 10×3 copper rail and comprises perfectly coordinated components: from installation terminal blocks, neutral conductor terminal blocks and distribution terminal blocks to comprehensive accessories such as busbars and busbar holders.

**General ordering data**

|            |                            |                     |
|------------|----------------------------|---------------------|
| Type       | WAP WDL2.5/S               | Version             |
| Order No.  | <a href="#">1067700000</a> | W-Series, End plate |
| GTIN (EAN) | 4008190059316              |                     |
| Qty.       | 20 pc(s).                  |                     |