

A2C 2.5 RD**Weidmüller Interface GmbH & Co. KG**

Klingenbergstraße 26

D-32758 Detmold

Germany

www.weidmueller.com

Product image

To feed through power, signal, and data is the classical requirement in electrical engineering and panel building. The insulating material, the connection system and the design of the terminal blocks are the differentiating features. A feed-through terminal block is suitable for joining and/or connecting one or more conductors. They could have one or more connection levels that are on the same potential or insulated against one another.

General ordering data

Version	Feed-through terminal, PUSH IN, 2.5 mm ² , 800 V, 24 A, red
Order No.	1521900000
Type	A2C 2.5 RD
GTIN (EAN)	4050118328332
Qty.	100 pc(s).

Creation date October 11, 2023 8:36:26 AM CEST

Catalogue status 30.09.2023 / We reserve the right to make technical changes.

A2C 2.5 RD

Weidmüller Interface GmbH & Co. KG

Klingenbergstraße 26

D-32758 Detmold

Germany

www.weidmueller.com

Technical data

Dimensions and weights

Depth	36.5 mm	Depth (inches)	1.437 inch
Depth including DIN rail	37 mm	Height	55 mm
Height (inches)	2.165 inch	Width	5.1 mm
Width (inches)	0.201 inch	Net weight	6.335 g

Temperatures

Storage temperature	-25 °C...55 °C	Continuous operating temp., min.	-60 °C
Continuous operating temp., max.	130 °C		

Material data

Material	Wemid	Colour	red
Colour of operational elements	orange	UL 94 flammability rating	V-0

Rating data IECEx/ATEX

Certificate No. (ATEX)	TUEV16ATEX7909U	Certificate No. (IECEX)	IECEXTUR16.0036U
Max. voltage (ATEX)	550 V	Current (ATEX)	20 A
Wire cross section max. (ATEX)	2.5 mm ²	Max. voltage (IECEX)	550 V
Current (IECEX)	20 A	Wire cross section max. (IECEX)	2.5 mm ²
Marking EN 60079-7	Ex eb II C Gb	Ex 2014/34/EU label	II 2 G D

System specifications

End cover plate required	Yes	Number of potentials	1
Number of levels	1	Number of clamping points per level	2
Number of potentials per tier	1	PE connection	No
Rail	TS 35	N-function	No
PE function	No	PEN function	No

Additional technical data

Installation advice	Rail	Open sides	right
Snap-on	No	Type of fixing	Snap-on
Type of mounting	TS 35	With snap-in pegs	No

CSA rating data

Certificate No. (CSA)	200039-70089609	Current size B (CSA)	20 A
Current size C (CSA)	20 A	Current size D (CSA)	5 A
Voltage size B (CSA)	600 V	Voltage size C (CSA)	600 V
Voltage size D (CSA)	600 V	Wire cross section max. (CSA)	12 AWG
Wire cross section min. (CSA)	28 AWG		

Conductors for clamping (rated connection)

Blade size	0.6 x 3.5 mm
Clamping range, max.	4 mm ²
Clamping range, min.	0.14 mm ²
Connection cross-section, stranded, max.	4 mm ²
Connection cross-section, stranded, min.	0.5 mm ²
Connection direction	top
Gauge to IEC 60947-1	A3

Creation date October 11, 2023 8:36:26 AM CEST

A2C 2.5 RD

Weidmüller Interface GmbH & Co. KG
 Klingenbergstraße 26
 D-32758 Detmold
 Germany

www.weidmueller.com

Technical data

Number of connections	2			
Stripping length	10 mm			
Tube length for twin wire-end ferrule	Tube length	max.	12 mm	
		min.	8 mm	
	Cross-section for conductor connection	min.	0.5 mm ²	
		max.	0.75 mm ²	
Tube length for wire-end ferrule with plastic collar DIN 46228/4	Cross-section for conductor connection	min.	0.14 mm ²	
		max.	0.34 mm ²	
	Tube length	max.	8 mm	
		min.	6 mm	
	Cross-section for conductor connection	min.	0.5 mm ²	
		max.	1 mm ²	
	Tube length	max.	12 mm	
		min.	6 mm	
	Cross-section for conductor connection	min.	1.5 mm ²	
		max.	2.5 mm ²	
	Tube length	max.	12 mm	
		min.	8 mm	
Tube length for wire-end ferrule without plastic collar DIN 46228/1	Tube length	nominal	5 mm	
		max. length	10 mm	
	Cross-section for conductor connection	nominal	0.25 mm ²	
		min.	0.5 mm ²	
	Tube length	max.	12 mm	
		min.	7 mm	
	Cross-section for conductor connection	min.	1.5 mm ²	
		max.	4 mm ²	
	Twin wire-end ferrules, max.	0.75 mm ²		
	Twin wire-end ferrules, min.	0.5 mm ²		
	Type of connection	PUSH IN		
	Wire connection cross section AWG, max.	AWG 12		
Wire connection cross section AWG, min.	AWG 28			
Wire connection cross section, finely stranded, max.	4 mm ²			
Wire connection cross section, finely stranded, min.	0.5 mm ²			
Wire connection cross-section, finely stranded with wire-end ferrules DIN 46228/1, max.	4 mm ²			
Wire connection cross-section, finely stranded with wire-end ferrules DIN 46228/1, min.	0.5 mm ²			
Wire connection cross-section, finely stranded with wire-end ferrules DIN 46228/4, max.	2.5 mm ²			
Wire connection cross-section, finely stranded with wire-end ferrules DIN 46228/4, min.	0.5 mm ²			
Wire connection cross-section, solid core, max.	2.5 mm ²			
Wire connection cross-section, solid core, min.	0.5 mm ²			

A2C 2.5 RD

Weidmüller Interface GmbH & Co. KG
 Klingenbergstraße 26
 D-32758 Detmold
 Germany

www.weidmueller.com

Technical data

General

Installation advice	Rail	Rail	TS 35
Standards	IEC 60947-7-1	Wire connection cross section AWG, max.	AWG 12
Wire connection cross section AWG, min.	AWG 28		

Rating data

Rated cross-section	2.5 mm ²	Rated voltage	800 V
Rated DC voltage	800 V	Rated current	24 A
Current at maximum wires	24 A	Standards	IEC 60947-7-1
Volume resistance according to IEC 60947-7-x	1.33 mΩ	Rated impulse withstand voltage	8 kV
Power loss in accordance with IEC 60947-7-x	0.77 W	Pollution severity	3
Surge voltage category	III		

UL rating data

Certificate No. (cURus)	E60693	Conductor size Factory wiring max. (cURus)	12 AWG
Conductor size Factory wiring min. (cURus)	28 AWG	Conductor size Field wiring max. (cURus)	12 AWG
Conductor size Field wiring min. (cURus)	28 AWG	Current size B (cURus)	20 A
Current size C (cURus)	20 A	Current size D (cURus)	5 A
Voltage size B (cURus)	600 V	Voltage size C (cURus)	600 V
Voltage size D (cURus)	600 V		

Classifications

ETIM 6.0	EC000897	ETIM 7.0	EC000897
ETIM 8.0	EC000897	ETIM 9.0	EC000897
ECLASS 9.0	27-14-11-20	ECLASS 9.1	27-14-11-20
ECLASS 10.0	27-14-11-20	ECLASS 11.0	27-14-11-20
ECLASS 12.0	27-14-11-20	ECLASS 13.0	27250101

Approvals

Approvals



ROHS	Conform
UL File Number Search	UL Website
Certificate No. (cURus)	E60693
Certificate No. (cURusEX)	E184763

A2C 2.5 RD

Weidmüller Interface GmbH & Co. KG

Klingenbergstraße 26

D-32758 Detmold

Germany

www.weidmueller.com

Technical data

Downloads

Approval/Certificate/Document of Conformity	Attestation of Conformity IECEX Certificate ATEX Certificate CB Test Certificate DNVGL certificate CCC Ex Certificate UKCA Ex Certificate CE Declaration of Conformity UKCA declaration of conformity
Engineering Data	CAD data – STEP
Engineering Data	Zuken E3.S
Tender specification	Klippon® Connect 1521900000 DE Klippon® Connect 1521900000 EN
User Documentation	NTI_A2C_2.5.pdf NTI_ALO_6 StorageConditionsTerminalBlocks NTI_ALO16 User Manual AXC 1.5-16
Catalogues	Catalogues in PDF-format

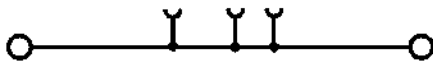
Data sheet

A2C 2.5 RD

Weidmüller Interface GmbH & Co. KG
Klingenbergstraße 26
D-32758 Detmold
Germany

www.weidmueller.com

Drawings



A2C 2.5 RD

Weidmüller Interface GmbH & Co. KG
 Klingenbergstraße 26
 D-32758 Detmold
 Germany

www.weidmueller.com

Accessories

Z-Series



Weidmüller's range of products includes end brackets that guarantee a permanent, reliable mounting on the terminal rail and prevent sliding. Versions with and without screws are available. The end brackets include marking options, also for group markers, and also a test plug holder.

General ordering data

Type	ZST 1	Version
Order No.	1269070000	Accessories, Accessories holder
GTIN (EAN)	4050118094091	
Qty.	25 pc(s).	
Type	ZST	Version
Order No.	1678680000	Z-series, Accessories holder
GTIN (EAN)	4008190466770	
Qty.	10 pc(s).	

A-Series



Warning covers with a flash symbol provide more safety for man and machine. They are used where external voltage must be indicated within the application.

General ordering data

Type	AAM 2.5 YE FLASH	Version
Order No.	2635550000	Terminal marker, 8 x 5.1 mm, Pitch in mm (P): 5.00 yellow
GTIN (EAN)	4050118674095	
Qty.	40 pc(s).	

A2C 2.5 RD

Weidmüller Interface GmbH & Co. KG
 Klingenbergstraße 26
 D-32758 Detmold
 Germany

www.weidmueller.com

Accessories

A-Series



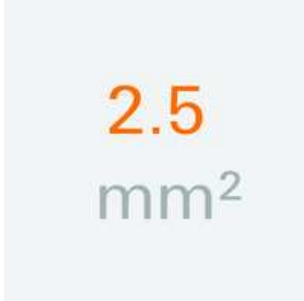
Test adapters and test plugs are used for the electrical connection between terminal blocks and the test equipment. In this way, an electrical contact can be established in the wired state and measurements can be done easily.

General ordering data

Type	ATPG 2.5 MI-R
Order No.	1991960000
GTIN (EAN)	4050118376685
Qty.	50 pc(s).

Type	ATPG 1.5-10 L
Order No.	1991890000
GTIN (EAN)	4050118376647
Qty.	50 pc(s).

2.5 mm²



End plates are fitted to the open side of the last modular terminal before the end bracket. The use of an end plate ensures the function of the modular terminal and the specified rated voltage. It guarantees protection against contact with live parts and makes the final terminal finger-proof.

General ordering data

Type	AEP 2C 2.5	Version
Order No.	1514400000	A-series, End plate
GTIN (EAN)	4050118436112	
Qty.	50 pc(s).	

Type	AEP 2C 2.5 BL	Version
Order No.	1514420000	A-series, End plate
GTIN (EAN)	4050118436136	
Qty.	50 pc(s).	

Type	AEP 2C 2.5 OR	Version
Order No.	2052290000	A-series, End plate
GTIN (EAN)	4050118411959	
Qty.	50 pc(s).	

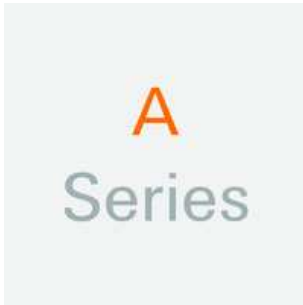
A2C 2.5 RD

Weidmüller Interface GmbH & Co. KG
 Klingenbergstraße 26
 D-32758 Detmold
 Germany

www.weidmueller.com

Accessories

A-Series



Weidmüller's range of products includes end brackets that guarantee a permanent, reliable mounting on the terminal rail and prevent sliding. Versions with and without screws are available. The end brackets include marking options, also for group markers, and also a test plug holder.

General ordering data

Type	AEB 35 SCL/1 V0	Version
Order No.	2661280000	A-series, End bracket
GTIN (EAN)	4050118702163	
Qty.	20 pc(s).	
Type	AEB 35 SC/1 BK	Version
Order No.	2475310000	A-series, End bracket
GTIN (EAN)	4050118487114	
Qty.	50 pc(s).	
Type	AEB 35 SC/1	Version
Order No.	1991920000	A-series, End bracket
GTIN (EAN)	4050118376722	
Qty.	50 pc(s).	
Type	AEB 35 SCL/1 V0 GY	Version
Order No.	2661290000	A-series, End bracket
GTIN (EAN)	4050118702170	
Qty.	20 pc(s).	
Type	AEB 35 SCL/1 V0 BK	Version
Order No.	2661300000	A-series, End bracket
GTIN (EAN)	4050118702187	
Qty.	20 pc(s).	


A2C 2.5 RD

Weidmüller Interface GmbH & Co. KG
Klingenbergstraße 26
D-32758 Detmold
Germany

www.weidmueller.com

Accessories

Blank



WS markers are the perfect match for the W-series connectors. Thanks to their system compatibility, the WS tags can also be used with the I-series and the Z-series. The large marking surfaces do not only permit long character strings but also multi-line text. WS markers are ideal for labels with long, customised character strings. Thanks to the proven MultiCard format, printing with PrintJet CONNECT oder/or Plotter is possible.

- Can be fitted in strips or individually
- Markers in proven MultiCard format

For custom printing: Please send us a file of our labeling software M-Print PRO or M-Print PRO Online (without installation) for your labeling specifications.

General ordering data

Type	WS 8/5 MC NE WS	Version
Order No.	1640740000	WS, Terminal marker, 8 x 5 mm, Pitch in mm (P): 5.00 Weidmueller,
GTIN (EAN)	4008190279103	Allen-Bradley, white
Qty.	720 pc(s).	

WS 8/5



WS/ DEK

MultiMark terminal markers use an innovative composite material made from two components. The hard base contour of the marker snaps securely into the connector. The elastic surface finish makes the marker easy to mount. This specially punched material enables the strips to be stretched to accommodate the slight variations in spacing that tend to add up, especially with long terminal blocks. Another advantage: the excellent printability of the surface material guarantees durable and wear-resistant labelling. A print resolution of 300 dpi also produces a very legible script.

Your benefits with MultiMark

- Firm hold and durable printing
- Continuous strips save installation time
- Easy mounting thanks to an innovative composite material
- Large label field for optimal legibility
- High flexibility thanks to manufacturer independence

General ordering data

Type	WS 8/5 MM WS	Version
Order No.	2007150000	WS, Terminal marker, 8 x 5 mm, Weidmueller, white
GTIN (EAN)	4050118392029	
Qty.	800 pc(s).	

A2C 2.5 RD

Weidmüller Interface GmbH & Co. KG
 Klingenbergstraße 26
 D-32758 Detmold
 Germany

www.weidmueller.com

Accessories

A-Series




A partition plate is used for the optical separation of circuits or used for electrical isolation from neighbouring cross-connectors. In contrast to the end plate, the contour can be larger than the adjacent terminal blocks. However, it should not be smaller, as otherwise the required clearance and creepage distances within the application can no longer be maintained.

General ordering data

Type	APP 1	Version
Order No.	2488970000	A-series, Partition plate
GTIN (EAN)	4050118499216	
Qty.	50 pc(s).	

Slotted screwdriver



VDE insulated screwdriver sets, for working on live parts up to 1000 V AC and 1500 V DC, DIN EN 60900. IEC 900. Each piece is "GS" safety tested. Blade made from fully hardened, high-alloy chromium-vanadium-molybdenum steel, gun-metal finish.

General ordering data

Type	SDIS SLIM 0.6X3.5X100	Version
Order No.	2749610000	Mounting tool, Blade width (B): 3.5 mm, Blade length: 100 mm, Blade thickness (A): 0.6 mm
GTIN (EAN)	4050118896350	
Qty.	1 pc(s).	

A2C 2.5 RD

Weidmüller Interface GmbH & Co. KG
 Klingenbergstraße 26
 D-32758 Detmold
 Germany

www.weidmueller.com

Accessories

DEK 5/5



WS/ DEK

MultiMark terminal markers use an innovative composite material made from two components. The hard base contour of the marker snaps securely into the connector. The elastic surface finish makes the marker easy to mount. This specially punched material enables the strips to be stretched to accommodate the slight variations in spacing that tend to add up, especially with long terminal blocks. Another advantage: the excellent printability of the surface material guarantees durable and wear-resistant labelling. A print resolution of 300 dpi also produces a very legible script.

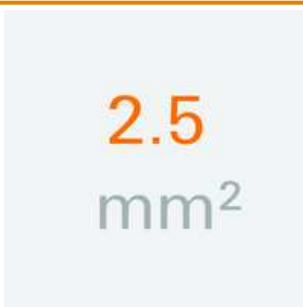
Your benefits with MultiMark

- Firm hold and durable printing
- Continuous strips save installation time
- Easy mounting thanks to an innovative composite material
- Large label field for optimal legibility
- High flexibility thanks to manufacturer independence

General ordering data

Type	DEK 5/5 MM WS	Version	
Order No.	2007110000	Dekafix, Terminal marker, 5 x 5 mm, Weidmueller, white	
GTIN (EAN)	4050118391862		
Qty.	800 pc(s).		

2.5 mm²



The plug-in cross-connections feature easy handling and quick installation. This saves a great deal of time during installation in comparison with screwed solutions.

General ordering data

Type	ZQV 2.5N/2
Order No.	1527540000
GTIN (EAN)	4050118448467
Qty.	60 pc(s).
Type	ZQV 2.5N/2 RD
Order No.	2108470000
GTIN (EAN)	4050118448542
Qty.	60 pc(s).

A2C 2.5 RD

Weidmüller Interface GmbH & Co. KG

Klingenbergstraße 26

D-32758 Detmold

Germany

www.weidmueller.com

Accessories

Type	ZQV 2.5N/20 BL
Order No.	1527890000
GTIN (EAN)	4050118448566
Qty.	20 pc(s).
Type	ZQV 2.5N/6
Order No.	1527630000
GTIN (EAN)	4050118448429
Qty.	20 pc(s).
Type	ZQV 2.5N/3 BL
Order No.	1527770000
GTIN (EAN)	4050118448641
Qty.	60 pc(s).
Type	ZQV 2.5N/50
Order No.	1527730000
GTIN (EAN)	4050118411362
Qty.	5 pc(s).
Type	ZQV 2.5N/5 RD
Order No.	2108710000
GTIN (EAN)	4050118448511
Qty.	20 pc(s).
Type	ZQV 2.5N/20
Order No.	1527720000
GTIN (EAN)	4050118447972
Qty.	20 pc(s).
Type	ZQV 2.5N/50 BL
Order No.	1527920000
GTIN (EAN)	4050118448559
Qty.	5 pc(s).
Type	ZQV 2.5N/7 BL
Order No.	1527830000
GTIN (EAN)	4050118448603
Qty.	20 pc(s).
Type	ZQV 2.5N/7 RD
Order No.	2108810000
GTIN (EAN)	4050118448498
Qty.	20 pc(s).
Type	ZQV 2.5N/6 BL
Order No.	1527820000
GTIN (EAN)	4050118448610
Qty.	20 pc(s).
Type	ZQV 2.5N/8 RD
Order No.	2108870000
GTIN (EAN)	4050118448481
Qty.	20 pc(s).
Type	ZQV 2.5N/5 BL
Order No.	1527790000
GTIN (EAN)	4050118448627
Qty.	20 pc(s).
Type	ZQV 2.5N/3
Order No.	1527570000
GTIN (EAN)	4050118448450
Qty.	60 pc(s).

Creation date October 11, 2023 8:36:26 AM CEST

A2C 2.5 RD

Weidmüller Interface GmbH & Co. KG

Klingenbergstraße 26

D-32758 Detmold

Germany

www.weidmueller.com

Accessories

Type	ZQV 2.5N/4 BL
Order No.	1527780000
GTIN (EAN)	4050118448634
Qty.	60 pc(s).
Type	ZQV 2.5N/50 RD
Order No.	2109000000
GTIN (EAN)	4050118486001
Qty.	5 pc(s).
Type	ZQV 2.5N/8
Order No.	1527670000
GTIN (EAN)	4050118448405
Qty.	20 pc(s).
Type	ZQV 2.5N/9 BL
Order No.	1527870000
GTIN (EAN)	4050118448580
Qty.	20 pc(s).
Type	ZQV 2.5N/5
Order No.	1527620000
GTIN (EAN)	4050118448436
Qty.	20 pc(s).
Type	ZQV 2.5N/20 RD
Order No.	2108920000
GTIN (EAN)	4050118485899
Qty.	20 pc(s).
Type	ZQV 2.5N/7
Order No.	1527640000
GTIN (EAN)	4050118448412
Qty.	20 pc(s).
Type	ZQV 2.5N/9 RD
Order No.	2108900000
GTIN (EAN)	4050118448474
Qty.	20 pc(s).
Type	ZQV 2.5N/10 RD
Order No.	2108910000
GTIN (EAN)	4050118486018
Qty.	20 pc(s).
Type	ZQV 2.5N/6 RD
Order No.	2108720000
GTIN (EAN)	4050118448504
Qty.	20 pc(s).
Type	ZQV 2.5N/9
Order No.	1527680000
GTIN (EAN)	4050118447996
Qty.	20 pc(s).
Type	ZQV 2.5N/10
Order No.	1527690000
GTIN (EAN)	4050118447989
Qty.	20 pc(s).
Type	ZQV 2.5N/10 BL
Order No.	1527880000
GTIN (EAN)	4050118448573
Qty.	20 pc(s).

Creation date October 11, 2023 8:36:26 AM CEST

Catalogue status 30.09.2023 / We reserve the right to make technical changes.

A2C 2.5 RD

Weidmüller Interface GmbH & Co. KG
 Klingenbergstraße 26
 D-32758 Detmold
 Germany

www.weidmueller.com

Accessories

Type ZQV 2.5N/3 RD
 Order No. [2108690000](#)
 GTIN (EAN) 4050118448535
 Qty. 60 pc(s).

Type ZQV 2.5N/8 BL
 Order No. [1527840000](#)
 GTIN (EAN) 4050118448597
 Qty. 20 pc(s).

Type ZQV 2.5N/2 BL
 Order No. [1527740000](#)
 GTIN (EAN) 4050118448658
 Qty. 60 pc(s).

Type ZQV 2.5N/4
 Order No. [1527590000](#)
 GTIN (EAN) 4050118448443
 Qty. 60 pc(s).

Type ZQV 2.5N/4 RD
 Order No. [2108700000](#)
 GTIN (EAN) 4050118448528
 Qty. 60 pc(s).

Blank



The Dekafix (DEK) marker is the universal marker for all conductor and plug-in connectors as well as for electronic sub-assemblies. The system is ideal for short number sequences and covers a wide range of ready-printed markers.

Strips for fast installation in only one work step. The printing is easy to read, rich in contrast and available in various widths.

- Large range of ready-to-use markers
- Strips for fast installation
- Terminal markers, suitable for all Weidmüller cable connectors
- Available as blank MultiCard or with standard printing

For custom printing: Please send us a file of our labeling software M-Print PRO or M-Print PRO Online (without installation) for your labeling specifications.

General ordering data

Type	DEK 5/5 S MC NE WS	Version
Order No.	1341620000	Dekafix, Terminal marker, 5 x 5 mm, Pitch in mm (P): 5.00
GTIN (EAN)	4050118145793	Weidmueller, white
Qty.	400 pc(s).	