

WPD 104 1X25+1X16/2X16+3X10 GY**Weidmüller Interface GmbH & Co. KG**

Klingenbergstraße 26

D-32758 Detmold

Germany

www.weidmueller.com

Product image

Our WPD 1XX distribution blocks are used in all situations where power is supplied and distributed. Their user-friendly design creates a better overview and enables Rapid, efficient implementation of space-saving power distribution.

General ordering data

Version	W-Series, Distribution block, Rated cross-section: Screw connection, Terminal rail / mounting plate
Order No.	1562000000
Type	WPD 104 1X25+1X16/2X16+3X10 GY
GTIN (EAN)	4050118367157
Qty.	1 pc(s).

Creation date October 11, 2023 8:36:47 AM CEST

Catalogue status 30.09.2023 / We reserve the right to make technical changes.

WPD 104 1X25+1X16/2X16+3X10 GY

Weidmüller Interface GmbH & Co. KG
 Klingenbergstraße 26
 D-32758 Detmold
 Germany

www.weidmueller.com

Technical data
Dimensions and weights

Depth	49 mm	Depth (inches)	1.929 inch
Height	68 mm	Height (inches)	2.677 inch
Width	31.5 mm	Width (inches)	1.24 inch
Net weight	96 g		

Temperatures

Storage temperature	-25 °C...55 °C	Continuous operating temp., min.	-50 °C
Continuous operating temp., max.	130 °C		

Material data

Material	Wemid	Colour	grey
UL 94 flammability rating	V-0		

Rating data IECEx/ATEX

Certificate No. (ATEX)	CNEX16ATEX0005U	Certificate No. (IECEX)	IECEXCNEX16.0005U
Max. voltage (ATEX)	550 V	Current (ATEX)	101 A
Wire cross section max. (ATEX)	25 mm ²	Max. voltage (IECEX)	550 V
Current (IECEX)	101 A		

System specifications

Version	Screw connection	End cover plate required	No
Number of potentials	1	Number of levels	1
Number of clamping points per level	2	Number of potentials per tier	1
Levels cross-connected internally	Yes	PE connection	No
Rail	Mounting plate, TS 35	N-function	Yes
PE function	No	PEN function	No

Additional technical data

Installation advice	Terminal rail / mounting plate	Open sides	closed
Type of mounting	Snap-on		

CSA rating data

Certificate number (cCSAus)	70128467
-----------------------------	----------

Conductors for clamping (rated connection)

Connection direction	on side	Type of connection	Screw connection
----------------------	---------	--------------------	------------------

General

Installation advice	Terminal rail / mounting plate	Number of poles	1
Rail	Mounting plate, TS 35	Standards	IEC 60947-7-1, UL 1059

WPD 104 1X25+1X16/2X16+3X10 GY

Weidmüller Interface GmbH & Co. KG
 Klingenbergstraße 26
 D-32758 Detmold
 Germany

www.weidmueller.com

Technical data

Rating data

Rated voltage	1,000 V	Rated AC voltage	1,000 V
Rated DC voltage	1,000 V	Rated current	164 A
Standards	IEC 60947-7-1, UL 1059		

UL rating data

Certificate No. (cURus)	E60693
-------------------------	--------

Classifications

ETIM 6.0	EC000897	ETIM 7.0	EC000897
ETIM 8.0	EC000897	ETIM 9.0	EC000897
ECLASS 9.0	27-14-11-20	ECLASS 9.1	27-14-11-20
ECLASS 10.0	27-14-11-20	ECLASS 11.0	27-14-11-20
ECLASS 12.0	27-14-11-20	ECLASS 13.0	27250119

Environmental Product Compliance

REACH SVHC	Lead 7439-92-1
SCIP	9b5f0838-1f0b-4c14-9fc7-3f5e6ee75be2

Important note

Product information	The socket complies with flammability class V-2 according to UL94.
---------------------	--

Approvals

Approvals



ROHS	Conform
UL File Number Search	UL Website
Certificate No. (cURus)	E60693

WPD 104 1X25+1X16/2X16+3X10 GY

Weidmüller Interface GmbH & Co. KG
Klingenbergstraße 26
D-32758 Detmold
Germany

www.weidmueller.com

Technical data

Downloads

Approval/Certificate/Document of Conformity	Attestation of Conformity CB Certificate ATEX Certificate IECEX Certificate VDE Certificate CCC Ex Certificate DNV Certificate UKCA Ex Certificate CE Declaration of Conformity UKCA declaration of conformity
Engineering Data	CAD data – STEP
User Documentation	StorageConditionsTerminalBlocks DATA SHEET WPD 104 NTI WPD 104
Catalogues	Catalogues in PDF-format
Brochures	

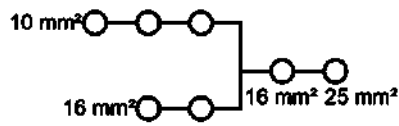
Data sheet

WPD 104 1X25+1X16/2X16+3X10 GY

Weidmüller Interface GmbH & Co. KG
Klingenbergstraße 26
D-32758 Detmold
Germany

www.weidmueller.com

Drawings



WPD 104 1X25+1X16/2X16+3X10 GY

Weidmüller Interface GmbH & Co. KG
Klingenbergstraße 26
D-32758 Detmold
Germany

www.weidmueller.com

Accessories

Cross connection




General ordering data

Type	WQB WPD X04/3	Version
Order No.	1561990000	W-Series, Cross-connector, Cross-connector, Number of poles: 3
GTIN (EAN)	4050118367324	
Qty.	20 pc(s).	

Type	WQB WPD X04/2	Version
Order No.	1561980000	W-Series, Cross-connector, Cross-connector, Number of poles: 2
GTIN (EAN)	4050118367317	
Qty.	20 pc(s).	

Crosshead screwdriver Pozidriv



Crosshead screwdriver, Pozidriv, SDK PZ DIN 5262, ISO 8764/2-PZ, output to ISO 8764/1-PZ, ChromTop tip, SoftFinish grip

General ordering data

Type	SDK PZ2	Version
Order No.	9008540000	Screwdriver, Screwdriver
GTIN (EAN)	4032248056538	
Qty.	1 pc(s).	

WPD 104 1X25+1X16/2X16+3X10 GY

Weidmüller Interface GmbH & Co. KG
Klingenbergstraße 26
D-32758 Detmold
Germany

www.weidmueller.com

Accessories**Socket wrench sets**

Allen key made from fully hardened, high-alloy chromium-vanadium- steel, acc. to DIN ISO 2936 L (DIN 911), high-quality refined surface.

General ordering data

Type	SKS 2,0-8,0 MR	Version
Order No.	9008870000	socket wrenches
GTIN (EAN)	4032248266623	
Qty.	1 pc(s).	

Power distribution

Screw connection

W-Series

WPD 104 1x25+1x16/2x16+3x10



Width / Height / Depth	mm
max. current / max. conductor	A/mm ²
max. clamping range	mm ²

Technical data

Rated data		
Rated voltage		V
Rated current		A
for wire cross-section	25 mm ²	mm ²
Rated impulse withstand voltage / Pollution severity		
Overvoltage category / UL 94 flammability rating		
Approvals		
Clamped conductors (H05V/H07V)		
Solid / Stranded	25 mm ²	mm ²
	16 mm ²	mm ²
	10 mm ²	mm ²
Flexible with ferrule	25 mm ²	mm ²
	16 mm ²	mm ²
	10 mm ²	mm ²
Stripping length / Blade size	25 mm ²	mm/-
	16 mm ²	mm/-
	10 mm ²	mm/-
Tightening torque		Nm
Note		

Ordering data

Version	
	grey
	blue
	red
	black
Note	

Accessories

Cross connection	
	2-pole
	3-pole
End bracket	
	dark beige
	dark beige
Screwdriver	
	SET

WPD 104

25 mm²



31.5 / 49 / 68	10 mm ²	16 mm ²	25 mm ²
101 / 25			
1.5...25			

IEC 60947-7-1 (Cu), UL 1059 (Cu+Al)

IEC	UL	CSA	EN 60079-7
1000	600	600	550
101	85	85	101
25	AWG 12...4	AWG 12...4	25
8 kV / 3			
III / V-0			

Rated connection

2.5...25 / 2.5...25
1.5...16 / 1.5...16
1.5...10 / 1.5...10
1.5...16
1.5...10
1.5...6
12 / M5
14 / M6
19 / M6

see appendix at the end of the chapter

WPD 204

25 mm²



63 / 49 / 68	10 mm ²	16 mm ²	25 mm ²
101 / 25			
1.5...25			

IEC 60947-7-1 (Cu), UL 1059 (Cu+Al)

IEC	UL	CSA	EN 60079-7
1000	600	600	550
101	85	85	101
25	AWG 12...4	AWG 12...4	25
8 kV / 3			
III / V-0			

Rated connection

2.5...25 / 2.5...25
1.5...16 / 1.5...16
1.5...10 / 1.5...10
1.5...16
1.5...10
1.5...6
12 / M5
14 / M6
19 / M6

see appendix at the end of the chapter

Type	Qty.	Order No.
WPD 104 1x25+1x16/2x16+3x10 GY	1	1562000000
WPD 104 1x25+1x16/2x16+3x10 BL	1	2518250000
WPD 104 1x25+1x16/2x16+3x10 RD	1	2725260000
WPD 104 1x25+1x16/2x16+3x10 BK	1	2725360000

Type	Qty.	Order No.
WPD 204 2X25/4X16+6X10 2XGY	1	1562150000
WPD 204 2X25/4X16+6X10 2XBL	1	2518330000
WPD 204 2x25/4x16+6x10 2xRD	1	2725290000
WPD 204 2x25/4x16+6x10 2xBK	1	2725390000

Type	Qty.	Order No.
WQB WPD X04/2	20	1561980000
WQB WPD X04/3	20	1561990000
WEW 35/2	100	1061200000
AEB 35 SC/1	50	1991920000
SDK PZ2 X 100	1	2749450000
SK WSD-S 1,5-10,0	1	9008850000

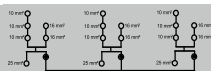
Type	Qty.	Order No.
WEW 35/2	100	1061200000
AEB 35 SC/1	50	1991920000
SDK PZ2 X 100	1	2749450000
SK WSD-S 1,5-10,0	1	9008850000

WPD 304

25 mm²



94.5 / 49 / 68
101 / 25
1.5...25



IEC 60947-7-1 (Cu), UL 1059 (Cu+Al)

IEC	UL	CSA	EN 60079-7
1000	600	600	550
101	85	85	101
25	AWG 12...4	AWG 12...4	25
8 kV / 3			
III / V-0			


Rated connection

2.5...25 / 2.5...25
1.5...16 / 1.5...16
1.5...10 / 1.5...10
1.5...16
1.5...10
1.5...6
12 / M5
14 / M6
19 / M6

see appendix at the end of the chapter

Type	Qty.	Order No.
WPD 304 3X25/6X16+9X10 3XGY	1	1562160000
WPD 304 3X25/6X16+9X10 3XBL	1	2518340000
WPD 304 3x25/6x16+9x10 3xRD	1	2725300000
WPD 304 3x25/6x16+9x10 3xBK	1	2725400000

Type	Qty.	Order No.
WEW 35/2	100	1061200000
AEB 35 SC/1	50	1991920000
SDK PZ2 X 100	1	2749450000
SK WSD-S 1,5-10,0	1	9008850000



B

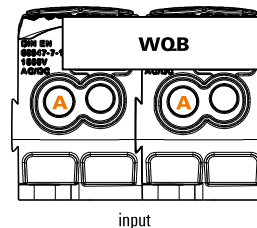
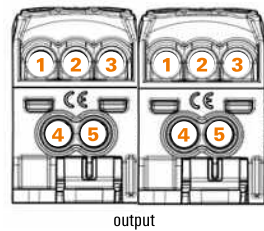


Power distribution
Screw connection

Conductor connection data according to IEC 60947-7-1 (Cu), UL 1059 (Cu+Al)

Input	connection point A			
	Copper		Aluminium*	
25 mm ²	2,5 Nm	2,5 Nm	5,1 Nm	5,1 Nm
16 mm ²				
10 mm ²				
6 mm ²				
4 mm ²				
2,5 mm ²				
1,5 mm ²				
Stripping lengths	19 mm			
Allen screw	M6			

* Values according to UL 1059

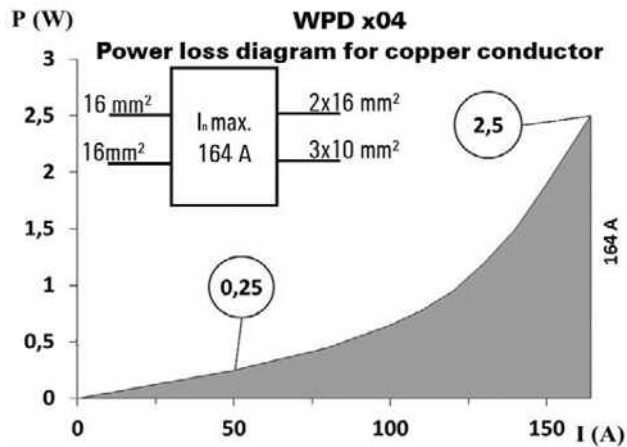


Output	connection point 1/2/3				connection point 4/5				connection point B			
	Copper		Aluminium*		Copper		Aluminium*		Copper		Aluminium*	
16 mm ²	2 Nm	2 Nm	5,1 Nm	2,5 Nm	2,5 Nm	5,1 Nm	5,1 Nm	2,5 Nm	2,5 Nm	5,1 Nm	5,1 Nm	
10 mm ²												
6 mm ²												
4 mm ²												
2,5 mm ²												
1,5 mm ²												
Stripping lengths	12 mm				14 mm				19 mm			
Allen screw	M5				M6				M6			





* Values according to UL 1059















B



UL Rating data according to UL 1059

Certificate no. (UR)		XCFR2.E60693			
connection point A					
Input (line)	Copper		Aluminium		
					
AWG 4	22.1 Lb In.	22.1 Lb In.	45.1 Lb In.	45.1 Lb In.	
AWG 6					
AWG 8					
AWG 10					
AWG 12					
max. current	85 A	65 A	65 A	50 A	
Voltage size B,C (UR)	600 V				

output (load)	connection point 1/2/3				connection point 4/5				connection point B			
	Copper		Aluminium		Copper		Aluminium		Copper		Aluminium	
												
AWG 4	22.1 Lb In.	22.1 Lb In.	45.1 Lb In.	45.1 Lb In.	22.1 Lb In.	22.1 Lb In.	45.1 Lb In.	45.1 Lb In.	22.1 Lb In.	22.1 Lb In.	45.1 Lb In.	45.1 Lb In.
AWG 6												
AWG 8												
AWG 10												
AWG 12												
AWG 14												
AWG 16												
max. current	65 A	50 A	50 A		85 A	65 A	65 A	50 A	65 A	50 A	50 A	
Voltage size B,C (UR)	600 V											




 Mehrdrahrig Eindrahrig Feindrahrig mit Aderendhule

CSA-Bemessungsdaten nach CSA 22.2 Nr. 158

Certificate No. (CSA)		269832			
	Input		Output		
	CP* A	CP* 1/2/3	CP* 4/5	CP*B	
AWG 4	2,5 Nm.	2,5 Nm	2,5 Nm	2,5 Nm	2,5 Nm
AWG 6					
AWG 8					
AWG 10					
AWG 12					
AWG 14					
AWG 16					
max. current	85 A	50 A	50 A	65 A	
Voltage size C (CSA)	600 V				
* CP - connection point					

B

