

**ZDU 6 RT****Weidmüller Interface GmbH & Co. KG**

Klingenbergstraße 26

D-32758 Detmold

Germany

www.weidmueller.com

**Product image**

To feed through power, signal, and data is the classical requirement in electrical engineering and panel building. The insulating material, the connection system and the design of the terminal blocks are the differentiating features. A feed-through terminal block is suitable for joining and/or connecting one or more conductors. They could have one or more connection levels that are on the same potential or insulated against one another.

**General ordering data**

Version	Feed-through terminal, Tension-clamp connection, 6 mm <sup>2</sup> , 800 V, 41 A, red
Order No.	<a href="#">1830420000</a>
Type	ZDU 6 RT
GTIN (EAN)	4032248492596
Qty.	50 pc(s).

Creation date October 11, 2023 8:38:56 AM CEST

Catalogue status 30.09.2023 / We reserve the right to make technical changes.

**ZDU 6 RT****Weidmüller Interface GmbH & Co. KG**

Klingenbergstraße 26

D-32758 Detmold

Germany

www.weidmueller.com

**Technical data****Dimensions and weights**

Depth	45 mm	Depth (inches)	1.772 inch
Depth including DIN rail	45.5 mm	Height	65 mm
Height (inches)	2.559 inch	Width	8.1 mm
Width (inches)	0.319 inch	Net weight	18.08 g

**Temperatures**

Storage temperature	-25 °C...55 °C	Continuous operating temp., min.	-50
Continuous operating temp., max.	120		

**Material data**

Material	Wemid	Colour	red
UL 94 flammability rating	V-0		

**Rating data IECEx/ATEX**

Certificate No. (ATEX)	DEMKO15ATEX1467U	Certificate No. (IECEX)	IECEXULD15.0008U
Max. voltage (ATEX)	550 V	Current (ATEX)	39 A
Wire cross section max. (ATEX)	10 mm <sup>2</sup>	Max. voltage (IECEX)	550 V
Current (IECEX)	39 A	Wire cross section max. (IECEX)	10 mm <sup>2</sup>
Marking EN 60079-7	Ex eb II C Gb	Ex 2014/34/EU label	II 2 G D

**System specifications**

Version	Tension-clamp connection, for plug-in cross-connector, One end without connector	Number of levels	1
Number of clamping points per level	2	Number of potentials per tier	1
Levels cross-connected internally	No	Rail	TS 35

**Additional technical data**

Type of mounting	Snap-on
------------------	---------

**CSA rating data**

Certificate No. (CSA)	200039-1152892	Current size B (CSA)	50 A
Current size C (CSA)	50 A	Current size D (CSA)	5 A
Voltage size B (CSA)	600 V	Voltage size C (CSA)	600 V
Voltage size D (CSA)	600 V	Wire cross section max. (CSA)	8 AWG
Wire cross section min. (CSA)	20 AWG		

**ZDU 6 RT****Weidmüller Interface GmbH & Co. KG**

Klingenbergstraße 26

D-32758 Detmold

Germany

www.weidmueller.com

**Technical data****Conductors for clamping (rated connection)**

Blade size	0.6 x 3.5 mm	Clamping range, max.	10 mm <sup>2</sup>
Clamping range, min.	0.22 mm <sup>2</sup>	Connection direction	top
Number of connections	2	Stripping length	13 mm
Twin wire-end ferrules, max.	2.5 mm <sup>2</sup>	Twin wire-end ferrules, min.	0.5 mm <sup>2</sup>
Type of connection	Tension-clamp connection	Wire connection cross section AWG, max.	AWG 8
Wire connection cross section AWG, min.	AWG 22	Wire connection cross section, finely stranded, max.	6 mm <sup>2</sup>
Wire connection cross section, finely stranded, min.	0.5 mm <sup>2</sup>	Wire connection cross-section, finely stranded with wire-end ferrules DIN 46228/1, max.	6 mm <sup>2</sup>
Wire connection cross-section, finely stranded with wire-end ferrules DIN 46228/1, min.	0.5 mm <sup>2</sup>	Wire connection cross-section, finely stranded with wire-end ferrules DIN 46228/4, max.	6 mm <sup>2</sup>
Wire connection cross-section, finely stranded with wire-end ferrules DIN 46228/4, min.	0.5 mm <sup>2</sup>	Wire connection cross-section, solid core, max.	10 mm <sup>2</sup>
Wire connection cross-section, solid core, min.	0.5 mm <sup>2</sup>		

**General**

Rail	TS 35	Wire connection cross section AWG, max.	AWG 8
Wire connection cross section AWG, min.	AWG 22		

**Rating data**

Rated cross-section	6 mm <sup>2</sup>	Rated voltage	800 V
Rated DC voltage	800 V	Rated current	41 A
Volume resistance according to IEC 60947-7-x	0.78 mΩ	Power loss in accordance with IEC 60947-7-x	1.31 W

**UL rating data**

Certificate No. (UR)	E60693	Conductor size Factory wiring max. (UR)	8 AWG
Conductor size Factory wiring min. (UR)	22 AWG	Conductor size Field wiring max. (UR)	8 AWG
Conductor size Field wiring min. (UR)	22 AWG	Current size C (UR)	50 A
Voltage size C (UR)	600 V		

**Classifications**

ETIM 6.0	EC000897	ETIM 7.0	EC000897
ETIM 8.0	EC000897	ETIM 9.0	EC000897
ECLASS 9.0	27-14-11-20	ECLASS 9.1	27-14-11-20
ECLASS 10.0	27-14-11-20	ECLASS 11.0	27-14-11-20
ECLASS 12.0	27-14-11-20	ECLASS 13.0	27250101

**ZDU 6 RT**

**Weidmüller Interface GmbH & Co. KG**  
 Klingenbergstraße 26  
 D-32758 Detmold  
 Germany

www.weidmueller.com

**Technical data**

**Approvals**

Approvals



ROHS	Conform
UL File Number Search	UL Website
Certificate No. (UR)	E60693

**Downloads**

Approval/Certificate/Document of Conformity	<a href="#">Attestation of Conformity</a> <a href="#">IECEx Certificate</a> <a href="#">CB Test Certificate</a> <a href="#">CB Certificate</a> <a href="#">DNVGL certificate</a> <a href="#">CCC Ex Certificate</a> <a href="#">ATEX Certificate</a> <a href="#">UKCA Ex Certificate</a> <a href="#">RINA Certificate</a> <a href="#">UKCA declaration of conformity</a>
Engineering Data	<a href="#">CAD data – STEP</a>
Engineering Data	<a href="#">Zuken E3.S</a>
Product Change Notification	<a href="#">PCN ZDU6 ZPE6 ATEX IECEx change</a>
User Documentation	<a href="#">StorageConditionsTerminalBlocks</a> <a href="#">NTI ZDU/ZPE 6</a> <a href="#">User Manual Z-Series</a>
Catalogues	<a href="#">Catalogues in PDF-format</a>

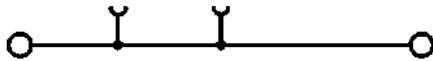
**Data sheet**

**ZDU 6 RT**

**Weidmüller Interface GmbH & Co. KG**  
Klingenbergstraße 26  
D-32758 Detmold  
Germany

[www.weidmueller.com](http://www.weidmueller.com)

**Drawings**



## ZDU 6 RT

**Weidmüller Interface GmbH & Co. KG**  
 Klingenbergstraße 26  
 D-32758 Detmold  
 Germany

www.weidmueller.com

# Accessories

## Z-Series




Test adapters and test plugs are used for the electrical connection between terminal blocks and the test equipment. In this way, an electrical contact can be established in the wired state and measurements can be done easily.

### General ordering data

Type	ZTA 3 ZDU6	Version
Order No.	<a href="#">1654050000</a>	Accessories, Test adapter, 9 A
GTIN (EAN)	4008190420406	
Qty.	25 pc(s).	

## 6 mm<sup>2</sup>



End plates are fitted to the open side of the last modular terminal before the end bracket. The use of an end plate ensures the function of the modular terminal and the specified rated voltage. It guarantees protection against contact with live parts and makes the final terminal finger-proof.

### General ordering data

Type	ZAP/TW 5	Version
Order No.	<a href="#">1608830000</a>	Z-series, End plate, Partition plate
GTIN (EAN)	4008190207045	
Qty.	50 pc(s).	
Type	ZAP/TW 5 OR	Version
Order No.	<a href="#">1608850000</a>	Z-series, End plate, Partition plate
GTIN (EAN)	4008190208356	
Qty.	50 pc(s).	
Type	ZAP/TW 5 BL	Version
Order No.	<a href="#">1608840000</a>	Z-series, End plate, Partition plate
GTIN (EAN)	4008190207038	
Qty.	50 pc(s).	

## ZDU 6 RT

**Weidmüller Interface GmbH & Co. KG**  
 Klingenbergstraße 26  
 D-32758 Detmold  
 Germany

www.weidmueller.com

# Accessories

## W-Series



Weidmüller's range of products includes end brackets that guarantee a permanent, reliable mounting on the terminal rail and prevent sliding. Versions with and without screws are available. The end brackets include marking options, also for group markers, and also a test plug holder.

### General ordering data

Type	WEW 35/1	Version
Order No.	<a href="#">1059000000</a>	W-Series, End bracket
GTIN (EAN)	4008190172282	
Qty.	50 pc(s).	
Type	WEW 35/2	Version
Order No.	<a href="#">1061200000</a>	W-Series, End bracket
GTIN (EAN)	4008190030230	
Qty.	50 pc(s).	

## ZGB pivotable group tag holder



The ZGB 15 is a hinged group tag carrier. The tag carrier can hold the dekafix 5, WS 12/5 terminal markers or the inlay tag ESO 15.  
 The ZGB 30 is a hinged group tag carrier. The tag carrier can hold the dekafix 5, WS 12/5 terminal markers or the inlay tag ESO 7.  
 Inlay tags and protective strips can be found under "Accessories".

### General ordering data

Type	ZGB 30/3.5	Version
Order No.	<a href="#">1778290000</a>	Terminal markers, Terminal marker, 32 x 7 mm, Pitch in mm (P): 3.50
GTIN (EAN)	4032248161065	white
Qty.	20 pc(s).	
Type	ZGB 30	Version
Order No.	<a href="#">1611930000</a>	Terminal markers, Terminal marker, 32 x 7 mm, Pitch in mm (P): 5.00
GTIN (EAN)	4008190002251	Weidmueller, white
Qty.	20 pc(s).	
Type	ZGB 15	Version
Order No.	<a href="#">1636530000</a>	Terminal markers, Terminal marker, 15 x 7 mm, Pitch in mm (P): 5.00
GTIN (EAN)	4008190297053	Weidmueller, white
Qty.	20 pc(s).	

## ZDU 6 RT

**Weidmüller Interface GmbH & Co. KG**  
 Klingenbergstraße 26  
 D-32758 Detmold  
 Germany

www.weidmueller.com

# Accessories

## STR transparent strips



### General ordering data

Type	STR 7 F.SCHT 7	Version
Order No.	<a href="#">0515300000</a>	Terminal markers, Protective cap, 27 x 6.3 mm, Transparent
GTIN (EAN)	4008190182175	
Qty.	20 pc(s).	

## Blank



The Dekafix (DEK) marker is the universal marker for all conductor and plug-in connectors as well as for electronic sub-assemblies. The system is ideal for short number sequences and covers a wide range of ready-printed markers.

Strips for fast installation in only one work step. The printing is easy to read, rich in contrast and available in various widths.

- Large range of ready-to-use markers
- Strips for fast installation
- Terminal markers, suitable for all Weidmüller cable connectors
- Available as blank MultiCard or with standard printing

**For custom printing:** Please send us a file of our labeling software M-Print PRO or M-Print PRO Online (without installation) for your labeling specifications.

### General ordering data

Type	DEK 5/8 MC NE WS	Version
Order No.	<a href="#">1856740000</a>	Dekafix, Terminal marker, 5 x 8 mm, Pitch in mm (P): 8.00
GTIN (EAN)	4032248400850	Weidmueller, white
Qty.	800 pc(s).	

**ZDU 6 RT****Weidmüller Interface GmbH & Co. KG**

Klingenbergstraße 26

D-32758 Detmold

Germany

www.weidmueller.com

**Accessories****Marker holder**

The marker holder offer the possibility of additional mounting of standard markers with a pitch of 5 or 5.1 mm. The angled holders can be optionally snapped together and could be mounted in all standard marking channels of the Klippon® Connect modular terminal blocks. Fitting marker types could be found under the respective accessories of the designation marking holder.

**General ordering data**

Type	BZT 1 WS 10/5	Version
Order No.	<a href="#">1805490000</a>	Accessories, Marker holder
GTIN (EAN)	4032248270231	
Qty.	100 pc(s).	
Type	BZT 1 ZA WS 10/5	Version
Order No.	<a href="#">1805520000</a>	Accessories, Marker holder
GTIN (EAN)	4032248270248	
Qty.	100 pc(s).	
Type	BZT 2 WS 10/5	Version
Order No.	<a href="#">1805480000</a>	Accessories, Marker holder
GTIN (EAN)	4032248270224	
Qty.	100 pc(s).	

**Custom printing**

WS markers are the perfect match for the W-series connectors. Thanks to their system compatibility, the WS tags can also be used with the I-series and the Z-series. The large marking surfaces do not only permit long character strings but also multi-line text. WS markers are ideal for labels with long, customised character strings. Thanks to the proven MultiCard format, printing with PrintJet CONNECT oder/or Plotter is possible.

- Can be fitted in strips or individually
- Markers in proven MultiCard format

**For custom printing:** Please send us a file of our labeling software M-Print PRO or M-Print PRO Online (without installation) for your labeling specifications.

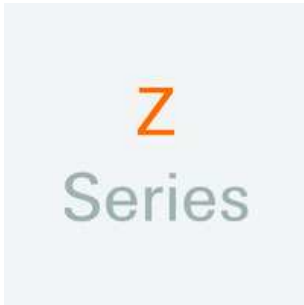
**General ordering data**

Type	WS 10/8 PLUS MC SDR	Version
Order No.	<a href="#">1906030000</a>	WS, Terminal marker, 10 x 8 mm, Pitch in mm (P): 8.00 Weidmueller,
GTIN (EAN)	4032248528196	To customer specification
Qty.	84 pc(s).	

**ZDU 6 RT**

**Weidmüller Interface GmbH & Co. KG**  
 Klingenbergstraße 26  
 D-32758 Detmold  
 Germany


www.weidmueller.com

**Accessories**
**Z-Series**


Weidmüller's range of products includes end brackets that guarantee a permanent, reliable mounting on the terminal rail and prevent sliding. Versions with and without screws are available. The end brackets include marking options, also for group markers, and also a test plug holder.

**General ordering data**

Type	ZEW 35/2	Version
Order No.	<a href="#">8630740000</a>	Z-series, End bracket
GTIN (EAN)	4032248348916	
Qty.	20 pc(s).	
Type	ZEW 35	Version
Order No.	<a href="#">9540000000</a>	Z-series, End bracket
GTIN (EAN)	4008190956264	
Qty.	20 pc(s).	

**SAK-Series**


Weidmüller's range of products includes end brackets that guarantee a permanent, reliable mounting on the terminal rail and prevent sliding. Versions with and without screws are available. The end brackets include marking options, also for group markers, and also a test plug holder.

**General ordering data**

Type	EW 35/SCHA/M3	Version
Order No.	<a href="#">0258660000</a>	Accessories, End bracket
GTIN (EAN)	4008190033477	
Qty.	20 pc(s).	
Type	EW 35	Version
Order No.	<a href="#">0383560000</a>	Accessories, End bracket
GTIN (EAN)	4008190181314	
Qty.	50 pc(s).	
Type	EW 35 GR 7032	Version
Order No.	<a href="#">0383530000</a>	Accessories, End bracket
GTIN (EAN)	4008190027322	
Qty.	50 pc(s).	

## ZDU 6 RT

Weidmüller Interface GmbH &amp; Co. KG

Klingenbergstraße 26


D-32758 Detmold

Germany

www.weidmueller.com

## Accessories

## Blank



ZS markers - in proven MultiCard-format - have been developed specifically for the Z-series. They have a large printing area. The hinged mechanism even allows access to cross-connectors without dismantling. Quick installation is guaranteed by the fact that the single tags are clipped on in strips. The single tags are easy to separate.

- Hinged marker area
- Can be fitted in strips or individually
- Markers in proven MultiCard format

**For custom printing:** Please send us a file of our labeling software M-Print PRO or M-Print PRO Online (without installation) for your labeling specifications.

## General ordering data

Type	ZS 15/5 MC NE WS	Version
Order No.	<a href="#">1646630000</a>	ZS, Terminal marker, 15 x 5 mm, Pitch in mm (P): 5.00 Weidmueller,
GTIN (EAN)	4008190401214	Allen-Bradley, white
Qty.	480 pc(s).	

## Blank



WS markers are the perfect match for the W-series connectors. Thanks to their system compatibility, the WS tags can also be used with the I-series and the Z-series. The large marking surfaces do not only permit long character strings but also multi-line text. WS markers are ideal for labels with long, customised character strings. Thanks to the proven MultiCard format, printing with PrintJet CONNECT oder/or Plotter is possible.

- Can be fitted in strips or individually
- Markers in proven MultiCard format

**For custom printing:** Please send us a file of our labeling software M-Print PRO or M-Print PRO Online (without installation) for your labeling specifications.

## General ordering data

Type	WS 10/8 PLUS MC NE WS	Version
Order No.	<a href="#">1905950000</a>	WS, Terminal marker, 10 x 8 mm, Pitch in mm (P): 8.00 Weidmueller,
GTIN (EAN)	4032248528103	white
Qty.	420 pc(s).	

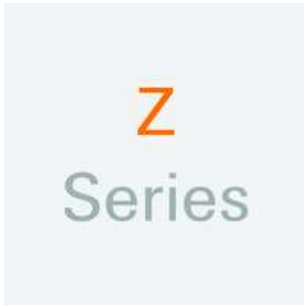
## ZDU 6 RT

**Weidmüller Interface GmbH & Co. KG**  
 Klingenbergstraße 26  
 D-32758 Detmold  
 Germany

www.weidmueller.com

# Accessories

## Z-Series



Warning covers with a flash symbol provide more safety for man and machine. They are used where external voltage must be indicated within the application.

### General ordering data

Type	ZAD 3/4	Version
Order No.	<a href="#">1609120000</a>	Z-series, Cover
GTIN (EAN)	4008190209056	
Qty.	20 pc(s).	

## DEK 5/8



### WS/ DEK

MultiMark terminal markers use an innovative composite material made from two components. The hard base contour of the marker snaps securely into the connector. The elastic surface finish makes the marker easy to mount. This specially punched material enables the strips to be stretched to accommodate the slight variations in spacing that tend to add up, especially with long terminal blocks. Another advantage: the excellent printability of the surface material guarantees durable and wear-resistant labelling. A print resolution of 300 dpi also produces a very legible script.

#### Your benefits with MultiMark

- Firm hold and durable printing
- Continuous strips save installation time
- Easy mounting thanks to an innovative composite material
- Large label field for optimal legibility
- High flexibility thanks to manufacturer independence


### General ordering data

Type	DEK 5/8 MM WS	Version
Order No.	<a href="#">2007130000</a>	Dekafix, Terminal marker, 5 x 8 mm, Weidmueller, white
GTIN (EAN)	4050118392012	
Qty.	500 pc(s).	

**ZDU 6 RT**

**Weidmüller Interface GmbH & Co. KG**  
 Klingenbergstraße 26  
 D-32758 Detmold  
 Germany


www.weidmueller.com

**Accessories**
**Slotted screwdriver**


Slotted screwdriver with rounded blade SD DIN 5265, ISO 2380/2, output to DIN 5264, ISO 2380/1. ChromTop tip, SoftFinish grip

**General ordering data**

Type	SDS 1.0X5.5X150	Version
Order No.	<a href="#">2749380000</a>	Screwdriver, Blade width (B): 5.5 mm, Blade length: 150 mm, Blade thickness (A): 1 mm
GTIN (EAN)	4050118895605	
Qty.	1 pc(s).	

**6 mm<sup>2</sup>**


The plug-in cross-connections feature easy handling and quick installation. This saves a great deal of time during installation in comparison with screwed solutions.

**General ordering data**

Type	ZQV 6/4 GE	Version
Order No.	<a href="#">1627870000</a>	Accessories, Cross-connector, 41 A
GTIN (EAN)	4008190200442	
Qty.	60 pc(s).	
Type	ZQV 6/2 GE	Version
Order No.	<a href="#">1627850000</a>	Accessories, Cross-connector, 41 A
GTIN (EAN)	4008190200428	
Qty.	60 pc(s).	
Type	ZQV 6/24 GE	Version
Order No.	<a href="#">1908990000</a>	Accessories, Cross-connector, 41 A
GTIN (EAN)	4032248535309	
Qty.	10 pc(s).	
Type	ZQV 6/32 GE	Version
Order No.	<a href="#">1733640000</a>	Accessories, Cross-connector, 41 A
GTIN (EAN)	4008190994334	
Qty.	10 pc(s).	
Type	ZQV 6/3 GE	Version
Order No.	<a href="#">1627860000</a>	Accessories, Cross-connector, 41 A
GTIN (EAN)	4008190200435	
Qty.	60 pc(s).	