

RCMKIT-I 24VAC 4CO LD

Weidmüller Interface GmbH & Co. KG

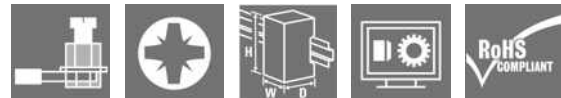
Klingenbergstraße 26

D-32758 Detmold

Germany

www.weidmueller.com

Product image



Similar to illustration

- Mounted kit consisting relay, socket and retaining clip
- 100 % function tested
- 100 % check of the dielectric strenght between input - output
- 4 CO contacts
- Test button with mechanical status indicator
- Bright status LED (AC coil: red / DC coil: green)
- Identification of coils (AC red / DC blue)

General ordering data

Version	RIDERSERIES RCM, Relay module, Number of contacts: 4, CO contact AgNi, Rated control voltage: 24 V AC, Continuous current: 6 A, Screw connection, Test button available: Yes
Order No.	8921040000
Type	RCMKIT-I 24VAC 4CO LD
GTIN (EAN)	4032248701957
Qty.	10 pc(s).
Relevant base	8869420000
Relevant rim module	8869630000
Relevant relay	8690110000

Creation date January 9, 2023 8:36:01 AM CET

RCMKIT-I 24VAC 4CO LD

Weidmüller Interface GmbH & Co. KG

Klingenbergstraße 26

D-32758 Detmold

Germany

www.weidmueller.com

Technical data

Dimensions and weights

Depth	78.3 mm	Depth (inches)	3.083 inch
Height	77 mm	Height (inches)	3.031 inch
Width	27.2 mm	Width (inches)	1.071 inch
Net weight	106.7 g		

Temperatures

Storage temperature	-40 °C...70 °C	Operating temperature	-40 °C...70 °C
Operating temperature, min.	-40 °C	Operating temperature, max.	70 °C
Humidity	40 °C / 93 % rel. humidity, no condensation		

Control side

Rated control voltage	24 V AC	Rated current AC	55 mA
Power rating	1.32 VA	Pull-in/drop-out voltage, typ.	19.2 V / 7.2 V AC
Coil resistance	192 Ω ± 10 %	Coil tolerance	10 %
Status indicator	red LED		

Load side

Rated switching voltage	240 V AC	Continuous current	6 A
Max. switching frequency at rated load	0.1 Hz	Inrush current	12 A / 20 ms
AC switching capacity (resistive), max.	1500 VA	DC switching capacity (resistive), max.	144 W @ 24 V
Switch-on delay	≤ 15 ms	Switch-off delay	≤ 10 ms
Contact type	4 CO contact (AgNi)	Mechanical service life	AC coil 20 x 10 ⁶ switching cycles, DC coil 30 x 10 ⁶ switching cycles
Min. switching power	1 mA @ 24 V, 10 mA @ 12 V, 100 mA @ 5 V		

General data

Rail	TS 35	Test button available	Yes
Version of test button	Lockable test button, Momentary test button	Mechanical switch position indicator	Yes
Colour	black		

Insulation coordination

Rated voltage	250 V	Pollution severity	2
Surge voltage category	III	Insulating material group	IIIa
Clearance and creepage distances for control side - load side	≥ 4 mm	Dielectric strength for control side - load side	2.5 kV _{eff} / 1 Min.
Dielectric strength of neighbouring contacts	2 kV _{eff} / 1 min	Dielectric strength of open contact	1.2 kV _{eff} / 1 min.
Impulse withstand voltage	5 kV (1.2/50 μs)	Protection degree	IP20

Further details of approvals / standards

Standards	IEC 61810-1	Certificate no. (CSA) relay	249409-2426937
Certificate no. (CSA) base	249409-2295474	Certificate No. (DNVGL)	TAA000011A
Certificate no. (cURus) relay	E522350	Certificate no. (cURus) base	E223759

RCMKIT-I 24VAC 4CO LD

Weidmüller Interface GmbH & Co. KG

Klingenbergstraße 26

D-32758 Detmold

Germany

www.weidmueller.com

Technical data

Connection data

Wire connection method	Screw connection	Stripping length, rated connection	8 mm
Tightening torque, min.	0.5 Nm	Tightening torque, max.	0.7 Nm
Clamping range, rated connection	2.5 mm ²	Clamping range, min.	1 mm ²
Clamping range, max.	2.5 mm ²	Wire cross-section, solid, min.	1 mm ²
Wire cross-section, solid, max.	2.5 mm ²	Wire connection cross section, finely stranded, min.	1 mm ²
Wire connection cross section, finely stranded, max.	2.5 mm ²	Wire connection cross-section, finely stranded with wire-end ferrules DIN 46228/4, min.	1 mm ²
Wire connection cross-section, finely stranded with wire-end ferrules DIN 46228/4, max.	2.5 mm ²	Conductor cross-section, flexible, AEH (DIN 46228-1), min.	1 mm ²
Conductor cross-section, flexible, AEH (DIN 46228-1), max.	2.5 mm ²	Wire connection cross section, finely stranded, two clampable wires, min.	1 mm ²
Wire cross-section, finely stranded, two clampable wires, max.	1.5 mm ²	Blade size	size PZ1

Classifications

ETIM 6.0	EC001437	ETIM 7.0	EC001437
ETIM 8.0	EC001437	ECLASS 9.0	27-37-16-01
ECLASS 9.1	27-37-16-01	ECLASS 10.0	27-37-16-01
ECLASS 11.0	27-37-16-01	ECLASS 12.0	27-37-16-01

Important note

Product information IP20 without connected conductor at complete opened clamping yoke connection.

Approvals

Approvals



ROHS Conform

Downloads

Approval/Certificate/Document of Conformity	EU Konformitätserklärung / EU Declaration of Conformity
Engineering Data	CAD data – STEP
Engineering Data	WSCAD, Zuken E3.S
Catalogues	Catalogues in PDF-format
Brochures	

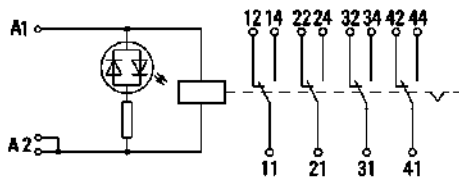
RCMKIT-I 24VAC 4CO LD

Weidmüller Interface GmbH & Co. KG
 Klingenbergstraße 26
 D-32758 Detmold
 Germany

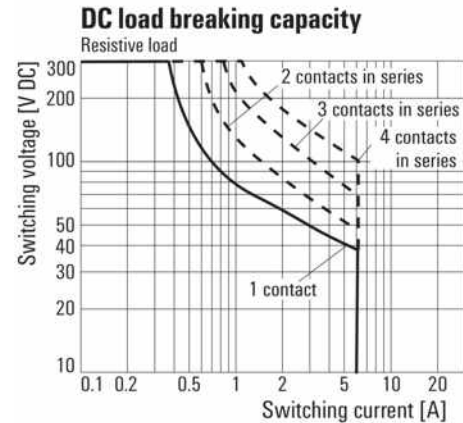
www.weidmueller.com

Drawings

Wiring diagram

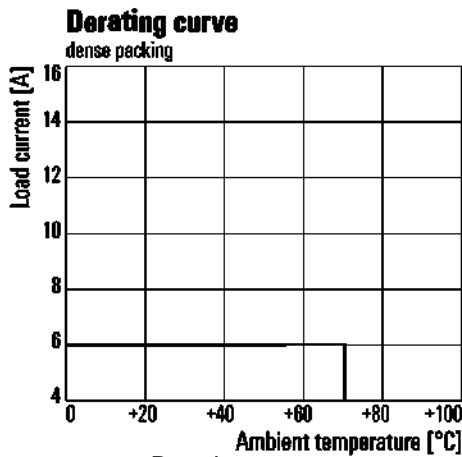


Graph



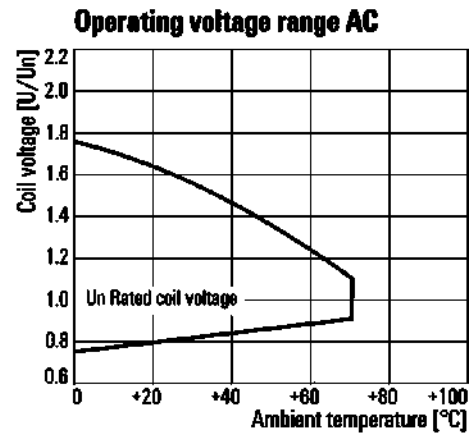
DC load limit curve
 Resistive load

Graph



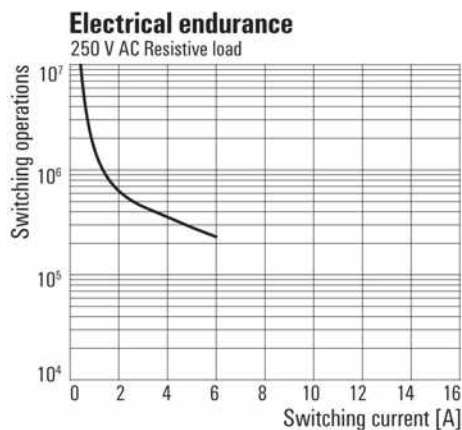
Derating curve
 Relay in combination with base

Graph



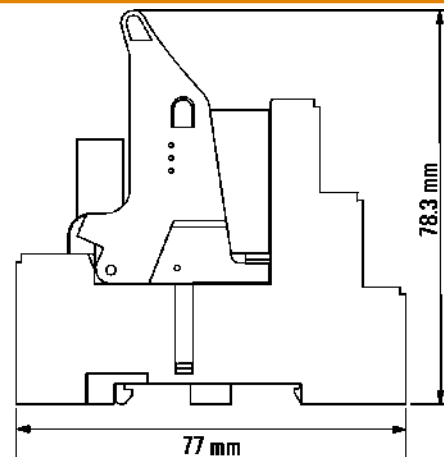
AC operational voltage range

Graph



Electrical service life 250 V AC resistive load
 250 V AC resistive load

Dimensional drawing



RCMKIT-I 24VAC 4CO LD

Weidmüller Interface GmbH & Co. KG
 Klingenbergstraße 26
 D-32758 Detmold
 Germany

www.weidmueller.com

Drawings

