

**WDU 6 SL/EN****Weidmüller Interface GmbH & Co. KG**

Klingenbergstraße 26

D-32758 Detmold

Germany

www.weidmueller.com

**Product image**

In specific applications and industries, a hook blade connection is the preferred technology. The spring loaded feed through terminals allow a fast and safe installation: after the cable lug has been inserted in the block the conductor is fixed by the spring until you can comfortably connect it with the screw.

**General ordering data**

Version	W-Series, Feed-through terminal, Rated cross-section: 6 mm <sup>2</sup> , Screw connection
Order No.	<a href="#">9537470000</a>
Type	WDU 6 SL/EN
GTIN (EAN)	4008 190026097
Qty.	50 pc(s).

Creation date October 11, 2023 8:41:00 AM CEST

Catalogue status 30.09.2023 / We reserve the right to make technical changes.

## WDU 6 SL/EN

Weidmüller Interface GmbH &amp; Co. KG

Klingenbergstraße 26

D-32758 Detmold

Germany

www.weidmueller.com

## Technical data

## Dimensions and weights

Depth	51.1 mm	Depth (inches)	2.012 inch
Depth including DIN rail	55 mm	Height	60 mm
Height (inches)	2.362 inch	Width	7.9 mm
Width (inches)	0.311 inch	Net weight	17.96 g

## Temperatures

Storage temperature		Operating temperature range	For operating temperature range see EC Design Test Certificate / IEC Ex-Certificate of Conformity
	-25 °C...55 °C		
Continuous operating temp., min.	-60 °C	Continuous operating temp., max.	130 °C

## Material data

Material	Wemid	Colour	dark beige
UL 94 flammability rating	V-0		

## Rating data IECEx/ATEX

Certificate No. (ATEX)	DEMKO14ATEX1338U	Certificate No. (IECEX)	IECEXULD14.0005U
Max. voltage (ATEX)	440 V	Current (ATEX)	40 A
Wire cross section max. (ATEX)	6 mm <sup>2</sup>	Max. voltage (IECEX)	440 V
Current (IECEX)	40 A	Wire cross section max. (IECEX)	6 mm <sup>2</sup>
Operating temperature range	For operating temperature range see EC Design Test Certificate / IEC Ex-Certificate of Conformity	Marking EN 60079-7	
Ex 2014/34/EU label	II 2 G D		Ex eb II C Gb

## System specifications

Version	Screw connection, with spring-loaded cable clamp, for screwable cross-connection, for plug-in cross-connector, One end without connector	End cover plate required	Yes
Number of potentials	1	Number of levels	1
Number of clamping points per level	2	Number of potentials per tier	1
Levels cross-connected internally	No	PE connection	No
Rail	TS 32, TS 35	N-function	No
PE function	No	PEN function	No

## Additional technical data

Explosion-tested version	No	Number of similar terminals	1
Open sides	right	Type of mounting	Snap-on

## CSA rating data

Certificate No. (CSA)	200039-1057876	Current size B (CSA)	45 A
Current size C (CSA)	45 A	Current size D (CSA)	5 A
Voltage size B (CSA)	300 V	Voltage size C (CSA)	300 V
Voltage size D (CSA)	600 V	Wire cross section max. (CSA)	8 AWG
Wire cross section min. (CSA)	20 AWG		

Creation date October 11, 2023 8:41:00 AM CEST

Catalogue status 30.09.2023 / We reserve the right to make technical changes.

## WDU 6 SL/EN

Weidmüller Interface GmbH &amp; Co. KG

Klingenbergstraße 26

D-32758 Detmold

Germany

www.weidmueller.com

## Technical data

## Conductors for clamping (rated connection)

Blade size	0.8 x 4.0 mm	Clamping range, max.	6 mm <sup>2</sup>
Clamping range, min.	0.5 mm <sup>2</sup>	Clamping screw	M 3.5
Connection cross-section, stranded, max.	6 mm <sup>2</sup>	Connection direction	on side
Gauge to IEC 60947-1	A5	Number of connections	2
Stripping length	16 mm	Tightening torque, max.	1.6 Nm
Tightening torque, min.	0.8 Nm	Type of connection	Screw connection
Wire connection cross section, finely stranded, max.	6 mm <sup>2</sup>	Wire connection cross section, finely stranded, min.	0.5 mm <sup>2</sup>
Wire connection cross-section, solid core, max.	6 mm <sup>2</sup>	Wire connection cross-section, solid core, min.	0.5 mm <sup>2</sup>

## General

Rail	TS 32, TS 35	Standards	IEC 60947-7-1
------	--------------	-----------	---------------

## Rating data

Rated cross-section	6 mm <sup>2</sup>	Rated voltage	690 V
Rated DC voltage	690 V	Rated current	41 A
Current at maximum wires	57 A	Standards	IEC 60947-7-1
Volume resistance according to IEC 60947-7-x	0.78 mΩ	Rated impulse withstand voltage	6 kV
Power loss in accordance with IEC 60947-7-x	1.31 W	Pollution severity	3
Surge voltage category	III		

## UL rating data

Certificate No. (UR)	E60693	Conductor size Factory wiring max. (UR)	8 AWG
Conductor size Factory wiring min. (UR)	20 AWG	Conductor size Field wiring max. (UR)	8 AWG
Conductor size Field wiring min. (UR)	20 AWG	Current size C (UR)	50 A
Current size D (UR)	10 A	Voltage size C (UR)	150 V
Voltage size D (UR)	300 V		

## Classifications

ETIM 6.0	EC000897	ETIM 7.0	EC000897
ETIM 8.0	EC000897	ETIM 9.0	EC000897
ECLASS 9.0	27-14-11-20	ECLASS 9.1	27-14-11-20
ECLASS 10.0	27-14-11-20	ECLASS 11.0	27-14-11-20
ECLASS 12.0	27-14-11-20	ECLASS 13.0	27250101

## WDU 6 SL/EN

**Weidmüller Interface GmbH & Co. KG**  
 Klingenbergstraße 26  
 D-32758 Detmold  
 Germany

www.weidmueller.com

## Technical data

### Approvals

Approvals



ROHS	Conform
UL File Number Search	UL Website
Certificate No. (UR)	E60693

### Downloads

Approval/Certificate/Document of Conformity	<a href="#">Attestation of Conformity</a> <a href="#">IECEX Certificate</a> <a href="#">UKCA Ex Certificate</a> <a href="#">CE Declaration of Conformity</a> <a href="#">ATEX Certificate</a> <a href="#">UKCA declaration of conformity</a>
Engineering Data	<a href="#">CAD data – STEP</a>
Engineering Data	<a href="#">Zuken E3.S</a>
User Documentation	<a href="#">NTI WDU/WPE 6 SL EN</a> <a href="#">StorageConditionsTerminalBlocks</a>
Catalogues	<a href="#">Catalogues in PDF-format</a>
Brochures	

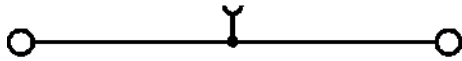
**Data sheet**

**WDU 6 SL/EN**

**Weidmüller Interface GmbH & Co. KG**  
Klingenbergstraße 26  
D-32758 Detmold  
Germany

[www.weidmueller.com](http://www.weidmueller.com)

**Drawings**



## WDU 6 SL/EN

**Weidmüller Interface GmbH & Co. KG**  
 Klingenbergstraße 26  
 D-32758 Detmold  
 Germany

www.weidmueller.com

# Accessories

## WS 12/5



### WS/ DEK

MultiMark terminal markers use an innovative composite material made from two components. The hard base contour of the marker snaps securely into the connector. The elastic surface finish makes the marker easy to mount. This specially punched material enables the strips to be stretched to accommodate the slight variations in spacing that tend to add up, especially with long terminal blocks. Another advantage: the excellent printability of the surface material guarantees durable and wear-resistant labelling. A print resolution of 300 dpi also produces a very legible script.

#### Your benefits with MultiMark

- Firm hold and durable printing
- Continuous strips save installation time
- Easy mounting thanks to an innovative composite material
- Large label field for optimal legibility
- High flexibility thanks to manufacturer independence

### General ordering data

Type	WS 12/5 MM WS	Version
Order No.	<a href="#">2007190000</a>	WS, Terminal marker, 12 x 5 mm, Weidmueller, white
GTIN (EAN)	4050118392036	
Qty.	800 pc(s).	

## Blank



The WAD connector marker is suitable for W-series terminals and for the WEW 35/2 and ZEW 35/2 end brackets. The markers are available as blank markers, with custom printing or standard print with lightning symbol. The WAD MultiCard markers are suitable for labelling with PrintJet CONNECT printers.

**For custom printing:** Please send us a file of our labeling software M-Print PRO or M-Print PRO Online (without installation) for your labeling specifications.

### General ordering data

Type	WAD 8 MC NE WS	Version
Order No.	<a href="#">1112940000</a>	Group markers, Cover, 33.3 x 8 mm, Pitch in mm (P): 8.00 WDU 4,
GTIN (EAN)	4032248891825	WEW 35/2, ZEW 35/2, white
Qty.	48 pc(s).	
Type	WAD 8 MC NE GE	Version
Order No.	<a href="#">1112950000</a>	Group markers, Cover, 33.3 x 8 mm, Pitch in mm (P): 8.00 WDU 4,
GTIN (EAN)	4032248891696	WEW 35/2, ZEW 35/2, yellow
Qty.	48 pc(s).	

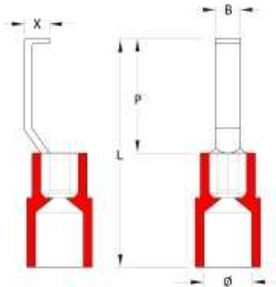
## WDU 6 SL/EN

**Weidmüller Interface GmbH & Co. KG**  
Klingenbergstraße 26  
D-32758 Detmold  
Germany

www.weidmueller.com

## Accessories

### Hook-type cable lugs




The use of insulated connectors guarantees users a permanent and consistent quality for their electrical connections. In addition, they bring advantages during installation.

#### General ordering data

Type	HBT 6,0 - 4,6 GE	Version
Order No.	<a href="#">1216230000</a>	cable lug, terminal end, Insulated cable connector, 4 mm <sup>2</sup> - 6 mm <sup>2</sup> , yellow
GTIN (EAN)	4050118000337	
Qty.	100 pc(s).	
Type	HBT 2,5 - 4,6 BL	Version
Order No.	<a href="#">1233330000</a>	cable lug, terminal end, Insulated cable connector, 1,5 mm <sup>2</sup> - 2,5 mm <sup>2</sup> , blue
GTIN (EAN)	4050118016901	
Qty.	100 pc(s).	
Type	HBT 1,5 - 4,6 RT	Version
Order No.	<a href="#">1233340000</a>	cable lug, terminal end, Insulated cable connector, 0,5 mm <sup>2</sup> - 1,5 mm <sup>2</sup> , red
GTIN (EAN)	4050118210972	
Qty.	100 pc(s).	

### 6 mm<sup>2</sup>



Screwable cross-connections are easy to mount and de mount. Thanks to the big contact surface, even high currents can be transmitted with maximum contact reliability.

#### General ordering data

Type	WQV 6/6	Version
Order No.	<a href="#">1062670000</a>	W-Series, Cross-connector, For the terminals, Number of poles: 6
GTIN (EAN)	4008190261771	
Qty.	50 pc(s).	
Type	WQV 6/5	Version
Order No.	<a href="#">1062660000</a>	W-Series, Cross-connector, For the terminals, Number of poles: 5
GTIN (EAN)	4008190176914	
Qty.	50 pc(s).	
Type	WQV 6/3	Version
Order No.	<a href="#">1054760000</a>	W-Series, Cross-connector, For the terminals, Number of poles: 3
GTIN (EAN)	4008190174163	
Qty.	50 pc(s).	

## WDU 6 SL/EN

**Weidmüller Interface GmbH & Co. KG**  
 Klingenbergstraße 26  
 D-32758 Detmold  
 Germany

www.weidmueller.com

## Accessories

Type	WQV 6/12	Version
Order No.	<a href="#">1062720000</a>	W-Series, Cross-connector, For the terminals, Number of poles: 12
GTIN (EAN)	4050118259391	
Qty.	50 pc(s).	
Type	WQV 6/7	Version
Order No.	<a href="#">1062680000</a>	W-Series, Cross-connector, For the terminals, Number of poles: 7
GTIN (EAN)	4008190261788	
Qty.	50 pc(s).	
Type	WQV 6/10	Version
Order No.	<a href="#">1052260000</a>	W-Series, Cross-connector, For the terminals, Number of poles: 10
GTIN (EAN)	4008190153977	
Qty.	20 pc(s).	
Type	WQV 6/2	Version
Order No.	<a href="#">1052360000</a>	W-Series, Cross-connector, For the terminals, Number of poles: 2
GTIN (EAN)	4008190075866	
Qty.	50 pc(s).	
Type	WQV 6/4	Version
Order No.	<a href="#">1054860000</a>	W-Series, Cross-connector, For the terminals, Number of poles: 4
GTIN (EAN)	4008190180799	
Qty.	50 pc(s).	

## Marker holder



The marker holder offer the possibility of additional mounting of standard markers with a pitch of 5 or 5.1 mm. The angled holders can be optionally snapped together and could be mounted in all standard marking channels of the Klippon® Connect modular terminal blocks. Fitting marker types could be found under the respective accessories of the designation marking holder.

## General ordering data

Type	BZT 1 WS 10/5	Version
Order No.	<a href="#">1805490000</a>	Accessories, Marker holder
GTIN (EAN)	4032248270231	
Qty.	100 pc(s).	
Type	BZT 1 ZA WS 10/5	Version
Order No.	<a href="#">1805520000</a>	Accessories, Marker holder
GTIN (EAN)	4032248270248	
Qty.	100 pc(s).	

**WDU 6 SL/EN**

**Weidmüller Interface GmbH & Co. KG**  
 Klingenbergstraße 26  
 D-32758 Detmold  
 Germany

www.weidmueller.com

**Accessories**

**Blank**



WS markers are the perfect match for the W-series connectors. Thanks to their system compatibility, the WS tags can also be used with the I-series and the Z-series. The large marking surfaces do not only permit long character strings but also multi-line text. WS markers are ideal for labels with long, customised character strings. Thanks to the proven MultiCard format, printing with PrintJet CONNECT oder/or Plotter is possible.

- Can be fitted in strips or individually
- Markers in proven MultiCard format

**For custom printing:** Please send us a file of our labeling software M-Print PRO or M-Print PRO Online (without installation) for your labeling specifications.

**General ordering data**

Type	WS 12/5 MC NE WS	Version
Order No.	<a href="#">1609860000</a>	WS, Terminal marker, 12 x 5 mm, Pitch in mm (P): 5.00 Weidmueller,
GTIN (EAN)	4008190203481	Allen-Bradley, white
Qty.	720 pc(s).	

**W-Series**



Weidmüller's range of products includes end brackets that guarantee a permanent, reliable mounting on the terminal rail and prevent sliding. Versions with and without screws are available. The end brackets include marking options, also for group markers, and also a test plug holder.

**General ordering data**

Type	WEW 35/2	Version
Order No.	<a href="#">1061200000</a>	W-Series, End bracket
GTIN (EAN)	4008190030230	
Qty.	50 pc(s).	

## WDU 6 SL/EN

**Weidmüller Interface GmbH & Co. KG**  
 Klingenbergstraße 26  
 D-32758 Detmold  
 Germany

www.weidmueller.com

# Accessories

## Blank



The Dekafix (DEK) marker is the universal marker for all conductor and plug-in connectors as well as for electronic sub-assemblies. The system is ideal for short number sequences and covers a wide range of ready-printed markers.

Strips for fast installation in only one work step. The printing is easy to read, rich in contrast and available in various widths.

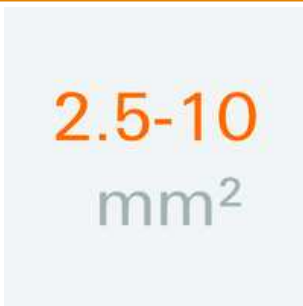
- Large range of ready-to-use markers
- Strips for fast installation
- Terminal markers, suitable for all Weidmüller cable connectors
- Available as blank MultiCard or with standard printing

**For custom printing:** Please send us a file of our labeling software M-Print PRO or M-Print PRO Online (without installation) for your labeling specifications.

### General ordering data

Type	DEK 5/5 MC NE WS	Version
Order No.	<a href="#">1609801044</a>	Dekafix, Terminal marker, 5 x 5 mm, Pitch in mm (P): 5.00
GTIN (EAN)	4008190397111	Weidmueller, white
Qty.	1,000 pc(s).	

## 2.5-10 mm<sup>2</sup>



End plates are fitted to the open side of the last modular terminal before the end bracket. The use of an end plate ensures the function of the modular terminal and the specified rated voltage. It guarantees protection against contact with live parts and makes the final terminal finger-proof.

### General ordering data

Type	WAP 2.5-10 4-6	Version
Order No.	<a href="#">1272380000</a>	W-Series, End plate
GTIN (EAN)	4050118114881	
Qty.	50 pc(s).	
Type	WAP 16+35 WTW 2.5-10	Version
Order No.	<a href="#">1050100000</a>	W-Series, End plate, Partition plate
GTIN (EAN)	4008190079901	
Qty.	20 pc(s).	
Type	WAP 2.5-10	Version
Order No.	<a href="#">1050000000</a>	W-Series, End plate
GTIN (EAN)	4008190103149	
Qty.	50 pc(s).	

**Data sheet**

**WDU 6 SL/EN**

**Weidmüller Interface GmbH & Co. KG**  
 Klingenbergstraße 26  
 D-32758 Detmold  
 Germany

[www.weidmueller.com](http://www.weidmueller.com)

**Accessories**

Type	WAP 2.5-10 SW	Version	
Order No.	<a href="#">1050010000</a>	W-Series, End plate	
GTIN (EAN)	4008190406806		
Qty.	50 pc(s).		

**W-Series**



Test adapters and test plugs are used for the electrical connection between terminal blocks and the test equipment. In this way, an electrical contact can be established in the wired state and measurements can be done easily.

**General ordering data**

Type	WTA 3 WDU4	Version	
Order No.	<a href="#">1632350000</a>	W-Series, Test adapter	
GTIN (EAN)	4008190209711		
Qty.	25 pc(s).		