




CXG2.5/3

CXG2.5/4

CXG4/3



Dimensions

Width	5 mm	5 mm	6 mm
Length	62.2 mm	74.7 mm	70.5 mm
Height w DIN Rail	35 x 7.5 mm 35 x 15 mm	38.0 mm 45.5 mm	38.0 mm 45.5 mm

Technical Data/Ratings

Approvals			
Wire Size (solid stranded)	24-12 AWG 0.2-2.5 mm ²	24-12 AWG 0.2-2.5 mm ²	24-10 AWG 0.2-4 mm ²
Voltage Rating	600 V 1000 V	600 V 1000 V	600 V 1000 V
Current Rating	—	—	—
Insulation Material	Polyamide 66		

Installation Instructions

Wire Stripping Length	10 mm	10 mm	10 mm
Screwdriver	0.5x3 mm	0.6x3.5 mm	0.6x3.5 mm

Terminal Blocks

	Cat. No.	Std. Pk.	Cat. No.	Std. Pk.	Cat. No.	Std. Pk.
Yellow / Green	CXG2.5/3	100	CXG2.5/4	50	CXG4/3	50

Accessories

	Cat. No.	Std. Pk.	Cat. No.	Std. Pk.	Cat. No.	Std. Pk.	
End Plate	EPCX2.5/3	50	EPCX2.5/4	20	EPCX4/3	20	
Partition Plate	PPCX4/3	20	PPCX4/4	20	PPCX4/3	20	
DIN Rail	2511120 CA701-15/S	20 10	2511120 CA701-15/S	20 10	2511120 CA701-15/S	20 10	
End Stop	CA702 CA802 CA103	50 50 50	CA702 CA802 CA103	50 50 50	CA702 CA802 CA103	50 50 50	
Shorting Link/ Jumpers	2 pole 3 pole 4 pole 10 pole	JX2.5/2 JX2.5/3 JX2.5/4 JX2.5/10	100 50 50 10	JX4/2 JX4/3 JX4/4 JX4/10	100 50 50 10	JX6/2 JX6/3 JX6/4 JX6/10	100 50 50 10
Warning Label	WLX2.5	100	WLX2.5	100	WLX4	100	
Test Plug	TX2.5	50	TX2.5	50	TX4	50	
Marking Tag	MT5	100	MT5	100	MT6	100	