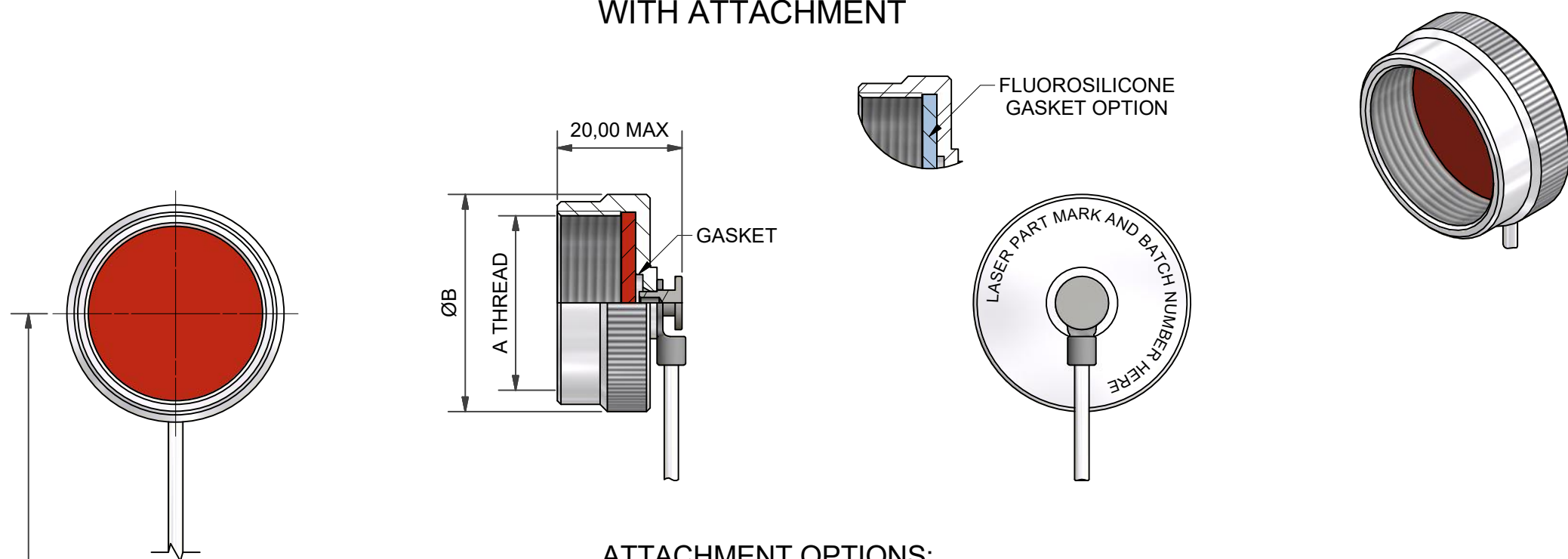
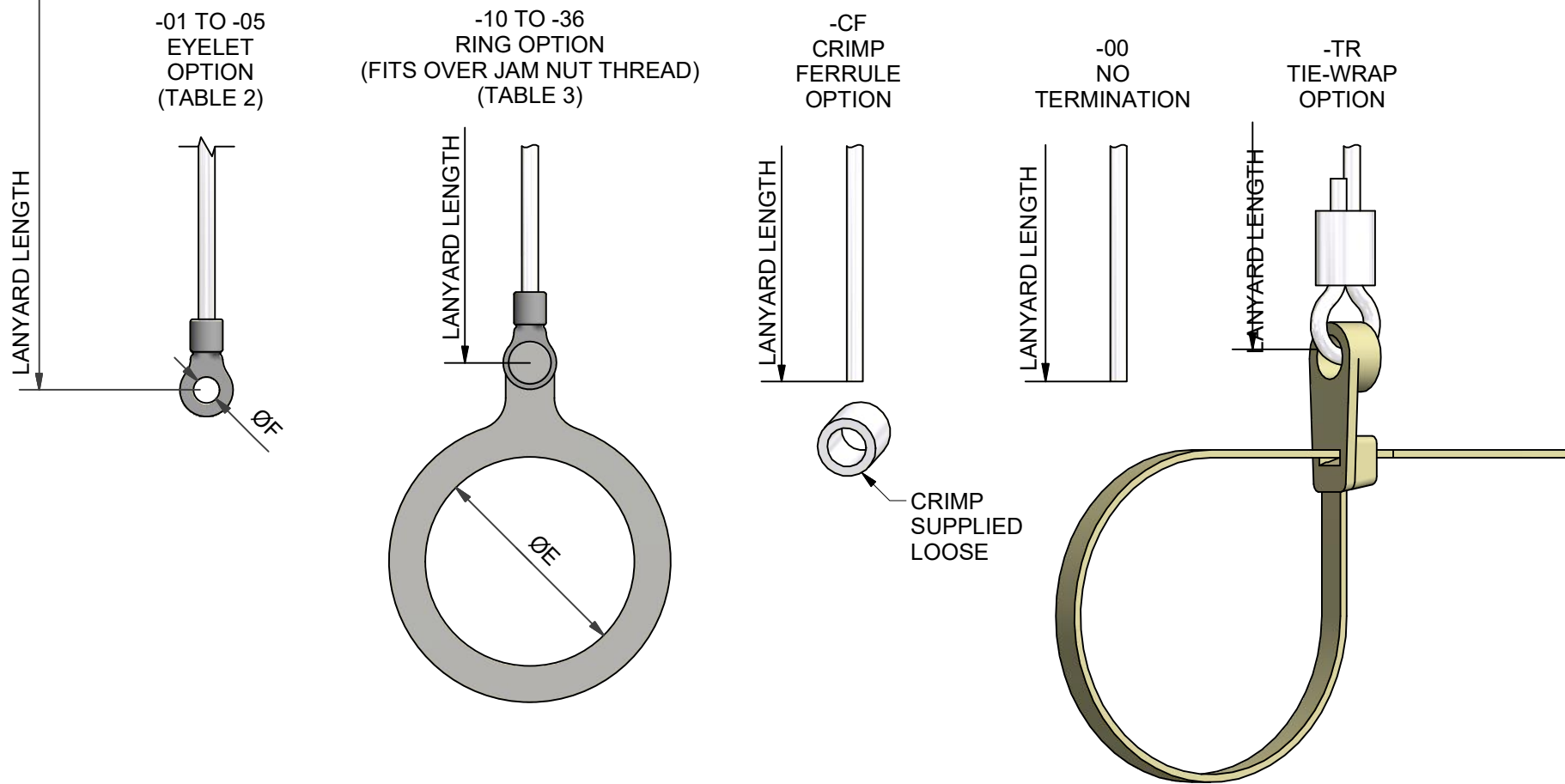


WITH ATTACHMENT



ATTACHMENT OPTIONS:



OMIT FOR NO ATTACHMENT
(SEE SHEET 2)

100P1240-16-1-C-WR4-16

SERIES
 INSERT 'F' FOR FLUOROSILICONE GASKET
 OMIT FOR STANDARD SILICONE GASKET
 SHELL SIZE (TABLE 1)
 MATERIAL (TABLE 5)
 FINISH (TABLE 6)
 LANYARD TYPE (TABLE 4)
 LANYARD LENGTH (IN INCHES)
 +1,0"/-0" TOLERANCE
 ATTACHEMENT (SEE ABOVE)

DRAWN		DATE		3RD ANGLE PROJECTION NOT TO SCALE	PART NUMBER:		100P1240 SERIES		
D. WRIGLEY		03/12/2008			TITLE:		RECEPTACLE PROTECTION COVER		
DESIGN APPROVAL		DATE		UNLESS OTHERWISE SPECIFIED ALL DIMENSIONS IN MILLIMETRES GENERAL TOL LINEAR +/-0,25MM ANGULAR +/- 1°	ASSY USED ON: MIL-DTL-5015		 		
M. PAUL		03/12/2008			THIS DRAWING IS COPYRIGHT AND THE PROPERTY OF POLAMCO LTD IT MUST NOT BE COPIED, USED FOR MANUFACTURE OR OTHERWISE DISCLOSED WITHOUT PRIOR WRITTEN CONSENT OF THE COMPANY.				POLAMCO LTD, WESTON LOCK, LOWER BRISTOL ROAD BATH BA2 1EP
DOC TYPE	Customer Drawing			MATERIAL	SEE PART NUMEBR BREAKDOWN			SHT	DRAWING NO:
ISSUE/REV	DCR			FINISH	SEE PART NUMBER BREAKDOWN				
BB	7332								
NCAGE CODE U5792		WEIGHT NA							

TABLE 1

SHELL SIZE	A THREAD	ØB MAX
10SL	5/8-24 UNEF	24,2
12S	3/4-20 UNEF	24,2
14S	7/8-20 UNEF	26,6
16S	1-20 UNEF	30,4
16	1-20 UNEF	30,4
18	1 1/8-18 UNEF	32,5
20	1 1/4-18 UNEF	35,7
22	1 3/8-18 UNEF	38,9
24	1 1/2-18 UNEF	42,1
28	1 3/4-18 UNS	48,5
32	2-18 UNS	54,8
36	2 1/4-16UN	60,2

TABLE 2

EYELET REF.	ØF
01	3,2
02	3,7
03	4,3
04	5,3
05	6,4

TABLE 3

RING REF.	ØE
10	16,1
12	19,4
14	22,6
16	25,8
18	28,8
20	32,0
22	35,0
24	38,3
28	44,6
32	51,2
36	57,5

TABLE 4

CODE	LANYARD TYPE
WR	NYLON COVERED (CLEAR) STAINLESS STEEL WIRE ROPE
TC	TEFLON COVERED (CLEAR) STAINLESS STEEL WIRE ROPE
WG	TEFLON COVERED (OLIVE DRAB) STAINLESS STEEL WIRE ROPE
WB	TEFLON COVERED (BLACK) STAINLESS STEEL WIRE ROPE
WRB	PVC COVERED (BLACK) STAINLESS STEEL WIRE ROPE
LC	LINK CHAIN
BK	BLACK CORD
VGB	1,5mm BLACK POLYESTER CORD EQV. TO DIN83330-E1,5
R	OLIVE DRAB POLYESTER CORD
NB	OLIVE DRAB NYLON CORD
NK	BLACK NYLON CORD

TABLE 5

CODE	MATERIAL
1	ALUMINIUM
2	NICKEL ALUMINIUM BRONZE
4	STAINLESS STEEL
7	BLACK ACETAL
74	COMPOSITE

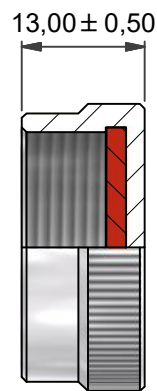
LIST NOT EXHAUSTIVE, SEE MATERIAL TABLE FOR OTHER OPTIONS

TABLE 6

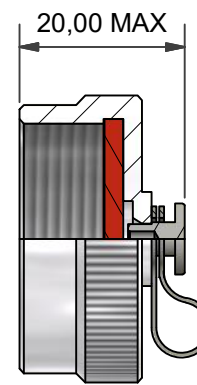
CODE	DESCRIPTION
B	CADMIUM, OLIVE DRAB OVER ELECTROLESS NICKEL
C	ELECTROLESS NICKEL
G	BLACK ANODISE, SULPHURIC
J	PASSIVATE
U	UNPLATED CLEAN FINISH NOT SHOT BLASTED
Z	SHOT BLAST FOR NON-REFLECTIVE FINISH
ZB	ZINC COBALT OLIVE DRAB OVER ELECTROLESS NICKEL
ZN	ZINC NICKEL BLACK PASSIVATE OVER ELECTROLESS NICKEL

LIST NOT EXHAUSTIVE, SEE PLATING TABLE FOR OTHER OPTIONS

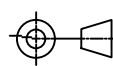


WITHOUT ATTACHMENT



100P1240-16-1-C
NO ATTACHMENT VERSION



100P1240-16-1-C-EO
EYELET ONLY VERSION
(NO LANYARD)

DRAWN		DATE		 3RD ANGLE PROJECTION NOT TO SCALE	PART NUMBER:			 100P1240 SERIES					
D. WRIGLEY		03/12/2008			TITLE:						RECEPTACLE PROTECTION COVER		
DESIGN APPROVAL		DATE		UNLESS OTHERWISE SPECIFIED ALL DIMENSIONS IN MILLIMETRES GENERAL TOL LINEAR +/-0,25MM ANGULAR +/- 1°	ASSY USED ON: MIL-DTL-5015			 POLAMCO LTD, WESTON LOCK, LOWER BRISTOL ROAD BATH BA2 1EP					
M. PAUL		03/12/2008			THIS DRAWING IS COPYRIGHT AND THE PROPERTY OF POLAMCO LTD IT MUST NOT BE COPIED, USED FOR MANUFACTURE OR OTHERWISE DISCLOSED WITHOUT PRIOR WRITTEN CONSENT OF THE COMPANY.						SHT	DRAWING NO:	
DOC TYPE	Customer Drawing		ISSUE/REV		DCR		2				P12091		
BB		7332		MATERIAL		SEE PART NUMEBR BREAKDOWN							
NCAGE CODE U5792		WEIGHT NA		FINISH		SEE PART NUMBER BREAKDOWN							