

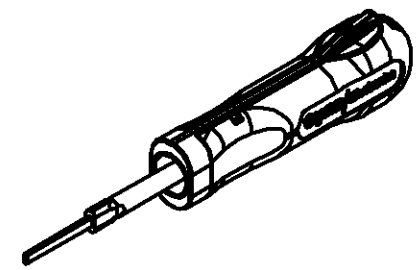
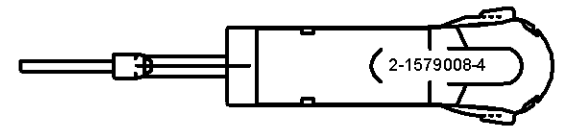
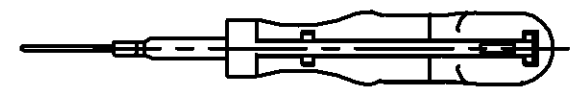
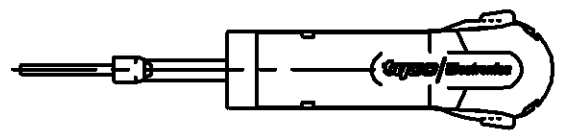
DINCL NO
C-2-1579008-4

| | |
|---------|-------|
| PASSMSS | ABMSS |
| | |
| | |
| | |
| | |
| | |

PROJECT NO. _____ USED ON _____

THIS DRAWING IS A CONTROLLED DOCUMENT AND THE CONTROLLING ENGINEERING DEPARTMENT SHALL BE CONTACTED FOR THE LATEST REVISION.

KEINER ZICHENANGABEN WIRD NACHHER INCORPORATED NOT CONTROLLED. REVISIONS WILL BE INDICATED BY A NUMBER IN THE REVISION RECORD. FOR MORE INFORMATION, CONTACT THE CONTROLLING ENGINEERING DEPARTMENT.



FREI-MASSTOLERANZEN NACH DIN 7168 4 WERTE (IN MM)
1) ABWEICHUNG VON DIN 7168 2) LÄNGE DES NENNENDEN SCHNITTWINKELS

| NENNMASS- BEREICH 1) | ÜBER | 0,5 | 3 | 6 | 30 | 120 | 400 |
|-------------------------|--------|------|------|------|------|------|------|
| | BIS | 3 | 6 | 30 | 120 | 400 | 1000 |
| LÄNGEN- MASS | MITTEL | ±0,1 | ±0,1 | ±0,2 | ±0,3 | ±0,3 | ±0,8 |
| RADIEN U. FASEN | | ±0,2 | ±0,3 | ±1 | ±2 | ±4 | ±4 |
| WINKELMASS | 1) 2) | ±1' | ±1' | ±30' | ±20' | ±10' | ±5' |

GENERAL TOLERANCES ACC. TO DIN 7168 (VALUES IN MM)
1) REVEALING FROM DIN 7168 2) LENGTH OF SHORT ANGLE SIDE

LOC

| | | | | | |
|------|--|--|--|--|--|
| AI | | | | | |
| DIST | | | | | |

REVISION RECORD

| NO. | DATE | BY | CHK | APVD |
|-----|------|----|-----|------|
| 1 | | | | |

| | | |
|---|-----|---|
| 0 | PLC | - |
| 1 | PLC | - |
| 2 | PLC | - |
| 3 | PLC | - |
| 4 | PLC | - |

tyco
Electronics

tyco Electronics AMP GmbH
D - 64625 Bensheim

EXTRACTION TOOL
Entriegelungswerkzeug

SCALE: 1:1 SIZE: A3 DRAWING NO: C-2-1579008-4 SHEET: 1 OF 1 REV: A

FINISH

DIMENSIONS: mm

TOLERANCES UNLESS OTHERWISE SPECIFIED:
mm ISO 8015
mm ISO 2768 - MH - E
mm DIN 75020 - L40

ANGLES: -

SURFACE TEXTURE: -

| | | | |
|------------|--|----------|------------|
| DWN | 06.11.2006 | MATERIAL | HEAT TREAT |
| CHK | m.pearson | | |
| APVD | | | |
| NAME | EXTRACTION TOOL Entriegelungswerkzeug | | |
| SCALE | 1:1 | SIZE | A3 |
| DRAWING NO | C-2-1579008-4 | | |
| SHEET | 1 OF 1 | REV | A |

THIS DRAWING IS A CONTROLLED DOCUMENT AND THE CONTROLLING ENGINEERING DEPARTMENT SHALL BE CONTACTED FOR THE LATEST REVISION.

D
C
B
A