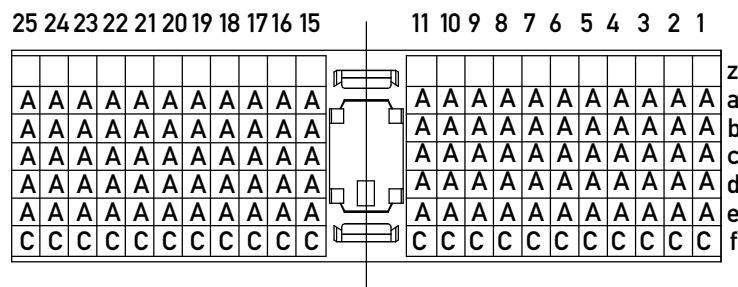
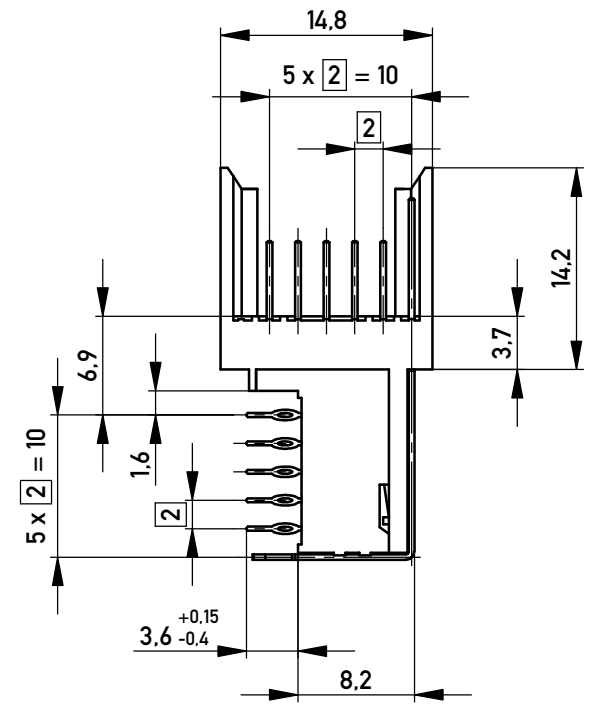
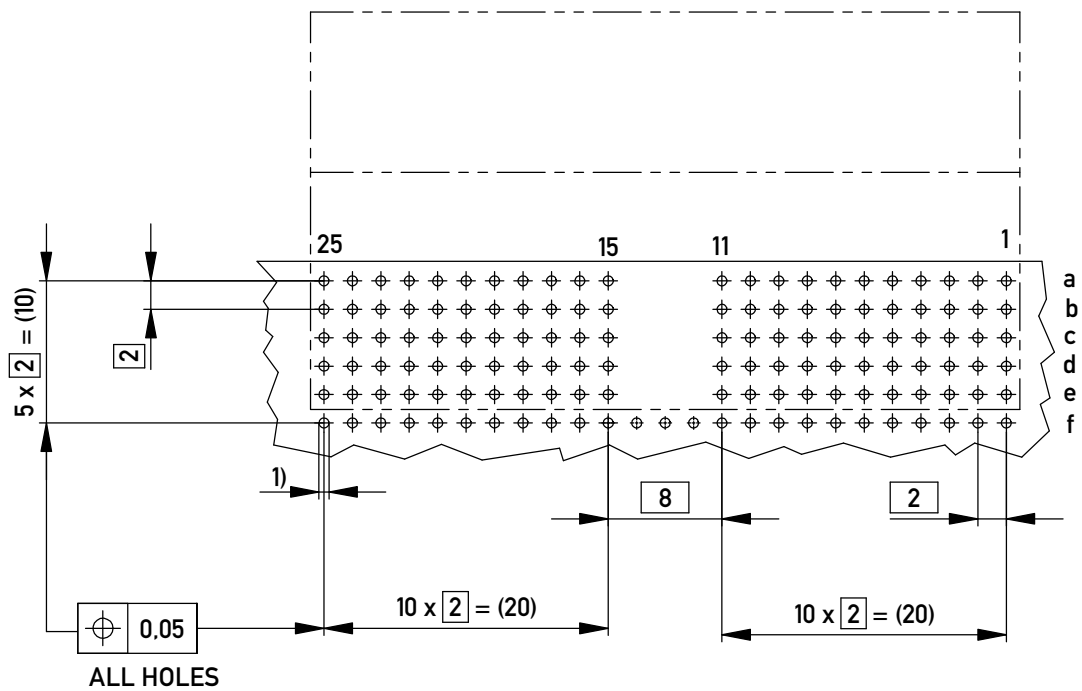


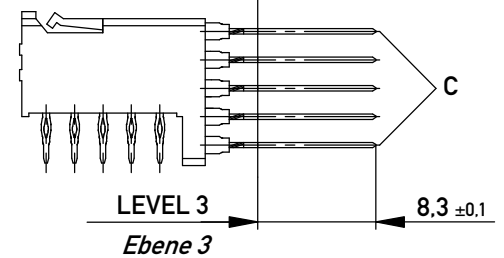
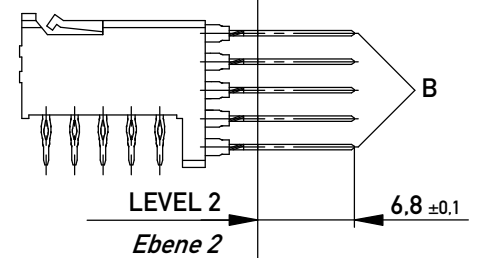
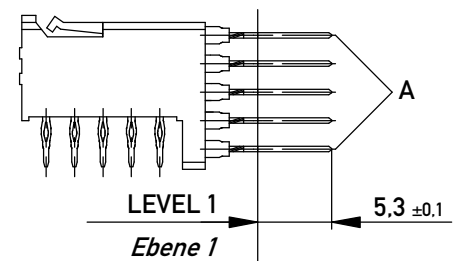
CONTACT LAYOUT



BOARD HOLE PATTERN (TOP VIEW)



CONTACT LENGTH EXAMPLES
Kontaktlänge Beispiele



A DATUM PLANE DEPTH
Bezugsebene Tiefe

RoHS Konform
RoHS compliant

- 1) $\varnothing 0,6 \pm 0,05$ Durchmesser des metallisierten Loches
 $\varnothing 0,6 \pm 0,05$ Diameter of finished plated-through hole

Schichtaufbau im metallisierten Loch siehe Zeichnung 164062 Nr.1
Metal plating of plated-through hole see drawing 164062 No.1

Fehlende Masse und Angaben nach IEC 61076-4-101
Missing information and dimensions per IEC 61076-4-101

Information:
Level 1, 3
siehe Bestückungsplan / see contact layout
ohne Zentrierzapfen / without location peg
Anforderungsstufe 2 / class 2
Mit Abschirmblech an Reihe f /
with shielding on row f

Copyright by ERNI Production GmbH & Co. KG
Proprietary notice pursuant to ISO 16016 to be observed.

Information:		Tolerances	Scale 2:1
All rights reserved. Only for Information. To ensure that this is the latest version of this drawing, please contact one of the ERNI companies before using.		All Dimensions in mm	Designation
Subject to modification without prior notice. Drawing will not be updated.		www.ERNI.com	ERmet Messerleiste A, abgew <i>ERmet male wide A, r/a</i>
f	02.09.2016		923763
Index	Date		Class ERMA