

## Co-Location Cabinet System

English | [Français](#).. / [Archive](#) /


**Note:** This product line has been discontinued as a stocked series. Information is for reference only. For alternative solution assistance, please contact Hammond Customer Service - [dcisales@hammfg.com](mailto:dcisales@hammfg.com) or USA (716) 630-7030, Canada and International (519) 822-2960.



[+] Zoom



### PRODUCT RESOURCES

[Specification Sheet](#)SHARE 

**We have upgraded this product to the CLC Series. Please click here to view that page.**

### Features

- One single frame allows multiple bay configurations. Mounting space includes:
  - 1-Bay = 44U, 2-Bay = 21U, 3-Bay = 14U, 4-Bay = 10U
- Standard available configurations available in 36" and 42" depths.
- Vented shelves include rear removable panels for vertical PDU installations.
- Front and Rear Perforated Doors with 65% air flow.
- Doors include 4-pin combination lock with key override.
- Vertical Cable Managers can be installed either top or bottom. Designed to accommodate sliding rail mount kit on servers.
- Cabinet top includes removable top panel and provisions for containment system and cable trough accessories.


### Specifications

- 14-gauge welded steel frame; 16-gauge doors and side panel.
- Adjustable depth EIA-Compliant Adjustable depth mounting rails.
- Available as Square Hole or Tapped (10-32) mounting rail.
- Rugged textured black powder paint
- Tested to nearly double the suggested load rating of 1,800 lbs.
- RoHS Compliant.
- Manufactured in North America.

### Additional Accessories

- Third set of rails can easily be added with either 10-32 taps or square holes.
- Security upgrade kit ensures entire cabinet is tamper-proof.
- Bay upgrade kit divides a single bay into a 2, 3 or 4 bay cabinet.
- Right-hand door hinge kit.

### Gallery



### Accessories


[Thermal Containment System](#)[Thermal Containment Chimney Cabinet](#)[Rack Mount Locking Storage Drawer](#)[Universal Rack Shelf](#)[Four Post Mounting Adjustable Depth Shelf](#)[Four Post Mounting Sliding Shelf](#)[Sliding Keyboard Shelf](#)

 [Outlet Strips](#)

 [Rack Unit Label](#)


 [Adjustable Depth Cable Manager](#)


 [Horizontal Lacing Strip](#)

 [Horizontal Hinged Cable Manager](#)

 [Horizontal Ring Cable Manager](#)

 [Horizontal Steel Finger Cable Manager](#)

 [Horizontal Hinged Cable Guide](#)

 [Vertical Cable Tray](#)

 [Mounting Hardware](#)

 [Rack Panels](#)

 [Grounding](#)

 [Rack and Cabinet Baying/Ganging/Joining Kit](#)

### [Click here to build your preferred CL cabinet solution on Q-Assembly](#)

*Click part number for details (e.g., CAD files, assembly instructions)*

Part No.	Overall Dimensions			Mounting Dimensions	
	Height	Width	Depth	Width	Depth
<a href="#">CLF244436BK</a>	83.00	24.00	36.00	19.00	34.13
<a href="#">CLF244442BK</a>	83.00	24.00	42.00	19.00	40.13

### CL Mounting Rails

*Click part number for details (e.g., CAD files, assembly instructions)*

Cabinet Size	Tapped 10-32 Rails (Pair)	Square Hole Rails (Pair)
10U	<a href="#">CLTR10U</a>	<a href="#">CLSR10U</a>
14U	<a href="#">CLTR14U</a>	<a href="#">CLSR14U</a>
21U	<a href="#">CLTR21U</a>	<a href="#">CLSR21U</a>
44U	<a href="#">CLTR44U</a>	<a href="#">CLSR44U</a>

### CL Internal Kit

*Click part number for details (e.g., CAD files, assembly instructions)*

For use with Cabinet Frame	1 Bay (44U) Part No.	2 Bay (21U) Part No.	3 Bay (14U) Part No.	4 Bay (10U) Part No.
<a href="#">CLF244436BK</a>	<a href="#">CL1B36KIT</a>	<a href="#">CL2B36KIT</a>	<a href="#">CL3B36KIT</a>	<a href="#">CL4B36KIT</a>
<a href="#">CLF244442BK</a>	<a href="#">CL1B42KIT</a>	<a href="#">CL2B42KIT</a>	<a href="#">CL3B42KIT</a>	<a href="#">CL4B42KIT</a>

### CL Specific Components

*Click part number for details (e.g., CAD files, assembly instructions)*

For use with Cabinet Frame	Solid Bottom Panel Part No.	Solid Side Panel Part No.	Solid Top Panel Part No.	Vented Top Panel Part No.
<a href="#">CLF244436BK</a>	<a href="#">CLB2436BK</a>	<a href="#">CLSP4436BK</a>	<a href="#">C2T1923SBK1</a>	<a href="#">C2T1923VBK1</a>
<a href="#">CLF244442BK</a>	<a href="#">CLB2442BK</a>	<a href="#">CLSP4442BK</a>	<a href="#">C2T1923SBK1</a>	<a href="#">C2T1923VBK1</a>

### CL Specific Accessories

*Click part number for details (e.g., CAD files, assembly instructions)*

Part No.	Description
<a href="#">CLSECUPG</a>	Security Upgrade Kit
<a href="#">CLRHNG</a>	Right-hand door hinge kit.
<a href="#">CLTROUGH</a>	Cable Trough with Pass Through
<a href="#">GKIT</a>	Cabinet Baying/Ganging/Joining Kit

**[Need Assistance? Contact Us.](#)**

*Data subject to change without notice.*

[Home](#)

[Back to Top](#)

[Contact Us](#)

[Hammond Direct](#)

[Login](#)

