

Product data sheet

Specifications



Power relay, SE Relays, 3PDT, 20A, 12 VDC, side flange cover

389FXCXC1-12D

Product availability: Stock - Normally stocked in distribution facility

Main

Product Type	Power relay
Switch Function	3PDT
Contact Composition	3 NO + 3 NC

Complementary

Input Current	20 A
Short Circuit Current	3 kA
Associated Fuse Rating	32 A gG at 400 V coordination type 2 for power circuit
Average Pole Impedance	4 mOhm
Contacts Material	Silver alloy contacts
Wire Strip Length	0.3 in (8 mm)
Minimum Switching Current	100 mA 5 V DC
Coil Resistance	100 Ohm
Input voltage	12 V DC
Drop-out Voltage Threshold	$\geq 0.1 U_c$ AC/DC
Rated Operational Current	20 A at 150 V AC (on resistive load) conforming to UL 15 A at 250 V AC (on resistive load) conforming to UL 13 A at 28 V DC (on resistive load) conforming to UL 20 A at 150 V AC (ballast) conforming to UL 6.67 A at 277 V AC (ballast) conforming to UL 20 A at 250 V AC (NO/NC) conforming to IEC 15 A at 28 V DC (NO/NC) conforming to IEC
Power consumption in W	1.3 W DC
Power consumption in VA	2 VA AC
Voltage Range	0.8...1.1 U_c DC
Maximum Switching Voltage	300 V AC
Motor Power HP	0.5 hp 120/240 V AC 50/60 Hz
Connections Terminals	Quick
Mounting	Flange
Product Weight	3.0 oz (84 g)

Environment

Ambient Air Temperature for Operation	-22...131 °F (-30...55 °C)
Ambient Air Temperature for Storage	-22...185 °F (-30...85 °C)

Price is "List Price" and may be subject to a trade discount – check with your local distributor or retailer for actual price.

Product Certifications	cURus CSA CE
Electrical Durability	100000 cycles resistive load 50000 cycles resistive DC load
Mechanical Durability	5000000 cycles
IP Degree of Protection	IP40
Dielectric Strength	2200 V AC between coil and contact 2200 V AC between poles 1600 V AC between contacts

Ordering and shipping details

Category	US10CP221127
Discount Schedule	OCP2
GTIN	3606480276927
Returnability	No
Country of origin	CN

Packing Units

Unit Type of Package 1	PCE
Number of Units in Package 1	1
Package 1 Height	1.50 in (3.81 cm)
Package 1 Width	1.60 in (4.06 cm)
Package 1 Length	3.00 in (7.62 cm)
Package 1 Weight	0.20 lb(US) (0.09 kg)



Environmental Data

Schneider Electric aims to achieve Net Zero status by 2050 through supply chain partnerships, lower impact materials, and circularity via our ongoing “Use Better, Use Longer, Use Again” campaign to extend product lifetimes and recyclability.

[Environmental Data explained >](#)


[How we assess product sustainability >](#)

Environmental footprint	
Carbon footprint (kg CO2 eq, Total Life cycle)	34
Environmental Disclosure	Product Environmental Profile

Use Better

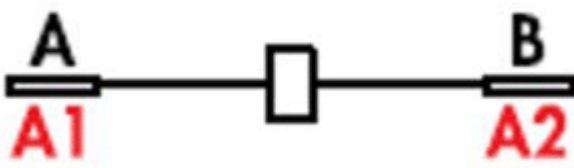
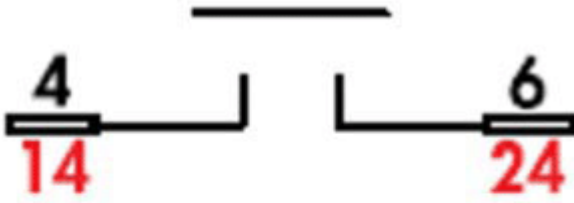
Materials and Substances	
Packaging made with recycled cardboard	Yes
Packaging without single use plastic	Yes
EU RoHS Directive	Pro-active compliance (Product out of EU RoHS legal scope)
REACH Regulation	REACH Declaration
California proposition 65	WARNING: This product can expose you to chemicals including: Nickel compounds, which is known to the State of California to cause cancer, and Di-isodecyl phthalate (DIDP), which is known to the State of California to cause birth defects or other reproductive harm. For more information go to www.P65Warnings.ca.gov

Use Again

Repack and remanufacture	
Circularity Profile	End of Life Information
Take-back	No
WEEE	 The product must be disposed on European Union markets following specific waste collection and never end up in rubbish bins.

Connections and Schema

Connections and Wiring Diagrams



SPST-NO-(DM)

Connections and Wiring Diagrams

