

39SE7

CATALOG LISTING

PAGE 1 OF 1

REPLACES

RELEASE NO. PR-19846

M

ISSUE 3

CHECK

REVISIONS

A C094422

TSM 13 JAN 00

CHECK

13 JAN 00

SAV

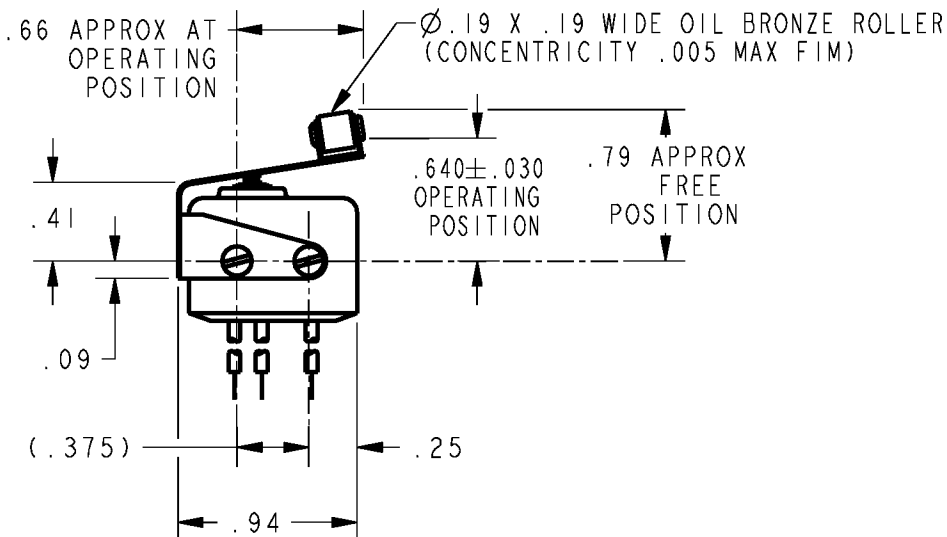
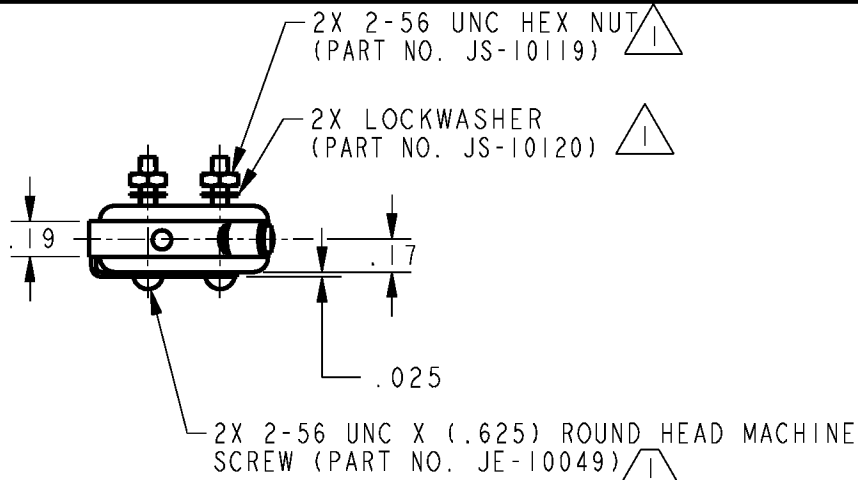
CHECK

13 JAN 00

TSM

PTC/CAD 2D

DRAWN



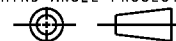
NOTES

- 1 - SCREWS, NUTS, LOCKWASHERS AND BASIC SWITCH PACKED TOGETHER UNASSEMBLED WITH JE-4 ACTUATOR
- 2 - MARK INDIVIDUAL COMPONENTS LEVER - JE-4, SWITCH ISE1 AND 39SE7 ON BAG
- 3 - CHARACTERISTICS ARE WITH ISE1 BASIC SWITCH INSTALLED

ANSI Y14.5M-1982 APPLIES

THIS DRAWING COVERS A PROPRIETARY ITEM AND IS THE PROPERTY OF MICRO SWITCH, A DIVISION OF HONEYWELL. THIS DRAWING IS NOT TO BE COPIED OR USED WITHOUT THE APPROVAL OF MICRO SWITCH.

THIRD ANGLE PROJECTION



CHARACTERISTICS 3

OPERATING FORCE ----- 12 OZ MAX
 RELEASE FORCE ----- 2 OZ MIN
 DIFFERENTIAL TRAVEL ----- .025 MAX
 OVER TRAVEL ----- .015 MIN

ELECTRICAL DATA

CONTACT ARRANGEMENT
 S P D T

SCALE FULL

DO NOT SCALE PRINT

UNLESS OTHERWISE SPECIFIED TOLERANCES ARE

ONE PLACE (.0)	±.030
TWO PLACE (.00)	±.015
THREE PLACE (.000)	±.005

ANGLES

±

WEIGHT