




Power PCB Relay

G5C

- Miniature 16 W x 22 L x 10.9 H mm (0.63 W x 0.87 L x 0.43 H in)
- Low power consumption (150 mW)
- Flux tight and fully sealed construction
- Long electrical service life
- High switching capacity
- Ideal for switching power supplies on small appliances and output to industrial equipment



Ordering Information

To Order: Select the part number and add the desired coil voltage rating, (e.g., G5C-1-DC12).

Type	Contact form	Construction	Part number
Standard	SPST-NO	Semi-sealed	G5C-1
		Sealed	G5C-14
High capacity		Semi-sealed	G5CE-1
High sensitivity		Semi-sealed	G5C-1-H
		Sealed	G5C-14-H
Low sensitivity		Semi-sealed	G5C-1-L
		Sealed	G5C-14-L
PCB+QC		Semi-sealed	G5CE-1-TP

Specifications

CONTACT DATA

Type	G5C-1-□-□	G5CE-1-□
Load	Resistive Load (p.f. = 1)	
Rated load	10 A at 250 VAC, 10 A at 30 VDC	15 A at 110 VAC, 10 A at 30 VDC
Contact material	AgCdO	
Carry current	10 A	15 A
Max. operating voltage	250 VAC, 125 VDC	
Max. operating current	10 A	15 A
Max. switching capacity	2,500 VA, 300 W	
Min. permissible load	100 mA at 5 VDC	

G5C **OMRON** **G5C**

■ **COIL DATA**

Standard type/high capacity

Rated voltage (VDC)	Rated current (mA)	Coil resistance (Ω)	Pick-up voltage	Dropout voltage	Maximum voltage	Power consumption (mW)
			% of rated voltage			
3	66.70	45	75% max.	10% min.	130% at 70°C (158°F) 110% at 70°C (158°F) for high capacity type	Approx. 200
5	40.00	125				
6	33.30	180				
12	16.70	720				
24	8.30	2,880				
48	4.20	11,520				
60	3.30	18,180				

High-sensitivity type

Rated voltage (VDC)	Rated current (mA)	Coil resistance (Ω)	Pick-up voltage	Dropout voltage	Maximum voltage	Power consumption (mW)
			% of rated voltage			
3	50.00	60	80% max.	10% min.	130% at 70°C (158°F)	Approx. 150
5	30.00	166.70				
6	25.00	240				
12	12.50	960				
24	6.30	3,810				
48	3.10	15,480				

Low-sensitivity type

Rated voltage (VDC)	Rated current (mA)	Coil resistance (Ω)	Pick-up voltage	Dropout voltage	Maximum voltage	Power consumption (mW)
			% of rated voltage			
3	120.00	25	80% max.	10% min.	110% at 70°C (158°F)	Approx. 360
5	72.00	69.40				
6	60.00	100				
12	30.00	400				
24	15.00	1,600				
48	7.50	6,400				

Note: 1. The rated current and coil resistance are measured at a coil temperature of 23°C (73°F) with a tolerance of ±10%.
2. The operating characteristics are measured at a coil temperature of 23°C (73°F).

G5C **OMRON** **G5C**

■ **CHARACTERISTICS**

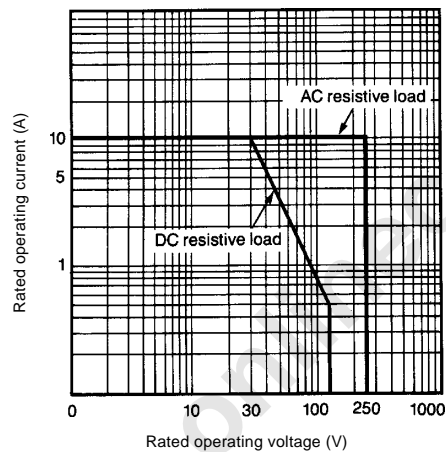
Contact resistance		30 mΩ max.
Operate time		10 ms max. (mean value: 6.70 ms) 15 ms max. for high sensitivity type (mean value: 7.30 ms)
Release time		10 ms max. (mean value: 0.90 ms)
Bounce time		5 ms max. (mean value: 0.90 ms)
Operating frequency	Mechanical	18,000 operations/hour
	Electrical	1,200 operations/hour
Insulation resistance		1,000 MΩ min. (at 500 VDC)
Dielectric strength		2,500 VAC, 50/60 Hz for 1 minute between coil and contacts 1,000 VAC, 50/60 Hz for 1 minute between contacts of same pole
Vibration	Mechanical durability	10 to 55 Hz, 1.50 mm (0.06 in) double amplitude
	Malfunction durability	10 to 55 Hz, 1.50 mm (0.06 in) double amplitude
Shock	Mechanical durability	1,000 m/s ² (approx. 100 G)
	Malfunction durability	200 m/s ² (approx. 20 G)
Ambient temperature	Operating/storage	-25° to 70°C (-13° to 158°F)
Humidity		45% to 85% RH
Service Life	Mechanical	20 million operations min. (at operating frequency of 18,000 operations/hour)
	Electrical	See "Characteristic Data"
Weight		Approx. 8 g (0.28 oz)

Note: Data shown are of initial value.

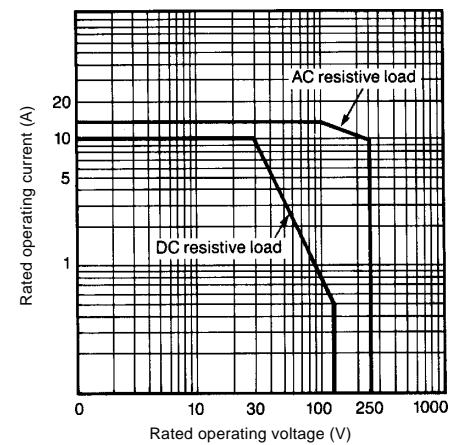
■ **CHARACTERISTIC DATA**

Maximum switching capacity

G5C-1, G5C-1-H, G5C-1-L, G5C-14

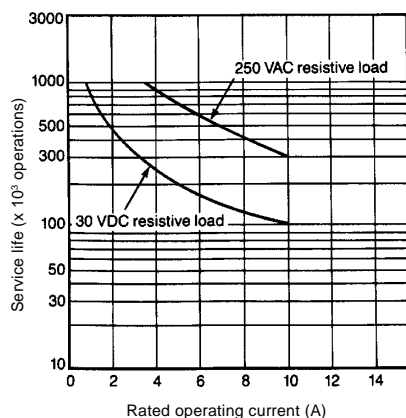


G5CE-1

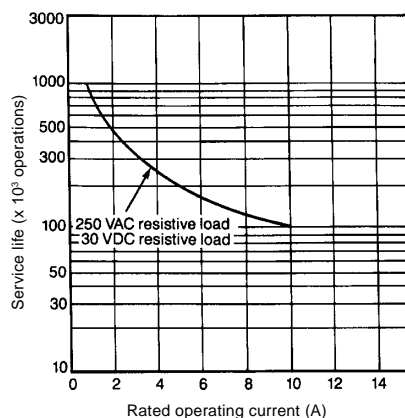


Electrical service life

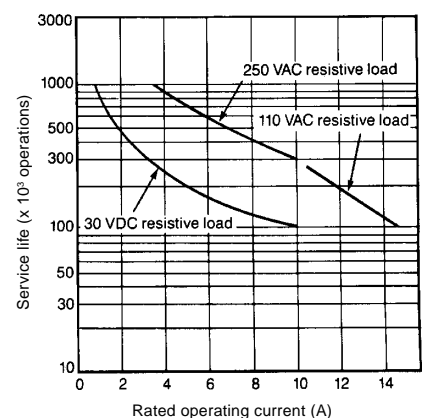
G5C-1, G5C-1-H, G5C-1-L



G5C-14



G5CE-1



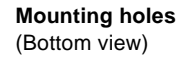
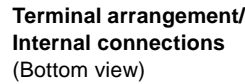
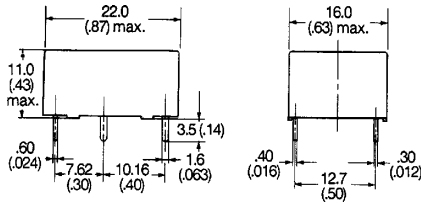
G5C **OMRON** G5C

Dimensions

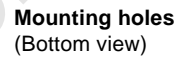
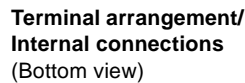
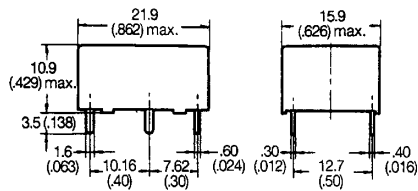
Unit: mm (inch)

RELAYS

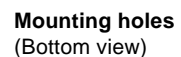
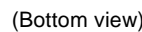
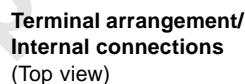
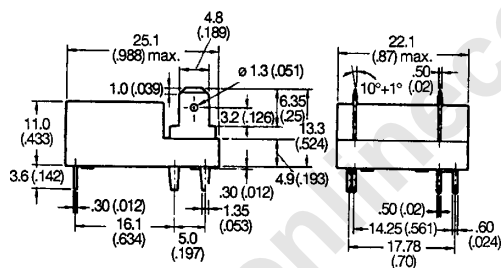
G5C□-1-□



G5C(E)-1



G5CE-1-TP



Note: A tolerance of ±0.10 mm (0.004 in) applies to all dimensions.

APPROVALS

UL (File No. E41515)/CSA (File No. LR31928)

Type	Contact form	Coil ratings	Contact ratings
G5C-1	SPST-NO	3 to 60 VDC	15 A, 125 VAC (Resistive) 100,000 cycles
G5CE-1			10 A, 250 VAC (Resistive) 100,000 cycles
			15 A, 125 VAC (General Purpose) 100,000 cycles
			10 A, 250 VAC (General Purpose) 100,000 cycles
			10 A, 30 VDC (Resistive) 100,000 cycles

Note: 1. The rated values approved by each of the safety standards (e.g., UL and CSA) may be different from the performance characteristics individually defined in this catalog.
 2. In the interest of product improvement, specifications are subject to change.

G5C **OMRON** G5C

onlinecomponents.com

OMRON

OMRON ELECTRONICS, INC.

One East Commerce Drive
Schaumburg, IL 60173
1-800-55-OMRON

OMRON CANADA, INC.

885 Milner Avenue
Scarborough, Ontario M1B 5V8
416-286-6465