

ebm-papst Mulfingen GmbH & Co. KG

Bachmühle 2

D-74673 Mulfingen

Phone: +49(0)7938/81-0

Fax: +49(0)7938/81-110

info1@de.ebmpapst.com

www.ebmpapst.com

Nominal data

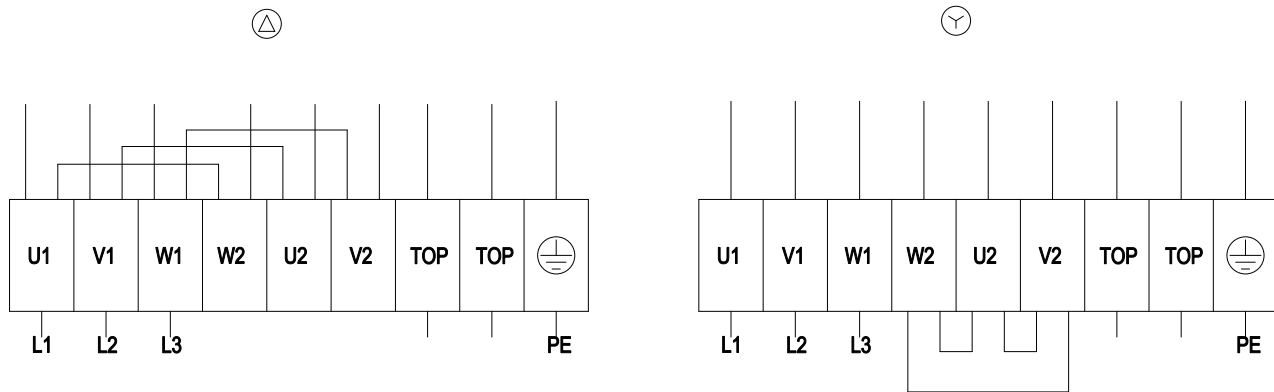
Type	R4D400-AD22-06				
Motor	M4D094-HA				
Phase		3~	3~	3~	3~
Nominal voltage	[V]	400	400	400	400
Connection		D	Y	D	Y
Frequency	[Hz]	50	50	60	60
Type of data definition		ml	ml	ml	ml
Valid for approval / standard		CE	CE	CE	CE
Speed	[min ⁻¹]	1415	1235	1610	1220
Power input	[W]	515	385	750	515
Current draw	[A]	1.41	0.7	1.44	0.93
Min. back pressure	[Pa]	0	0	0	0
Max. ambient temperature	[°C]	60	80	60	40

ml = max. load · me = max. efficiency · rfa = running at free air · cs = customer specs · cu = customer unit
Subject to alterations

Technical features

Leakage current	<= 3.5 mA
Size	400 mm
Operation mode	S1
Direction of rotation	Clockwise, seen on rotor
Mounting position	Any
Humidity class	F4-1
Insulation class	"F"
Cable exit	Variable
Condensate discharge holes	None
Bearing motor	Ball bearing
Mass	8.75 kg
Material of impeller	Aluminium sheet
Motor protection	Thermal overload protector (TOP) brought out
Product conforming to standard	CE; EN 60034-1 (2004)
Surface of rotor	Coated in black
Number of blades	6
Type of protection	IP 54
Protection class	I
Max. permissible ambient motor temp. (transp./ storage)	+80 °C
Min. permissible ambient motor temp. (transp./storage)	-40 °C

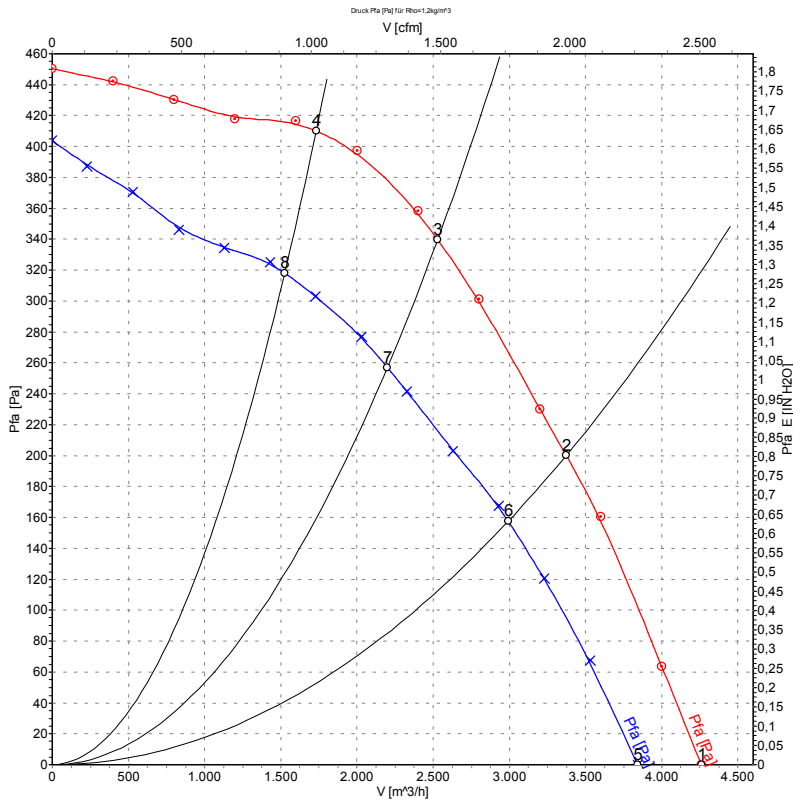
Connection screen



Note: Direction of rotation changes when two phases are reversed

Δ	Delta-connection	Y	Star connection	L1	= U1 = black
L2	= V1 = blue	L3	= W1 = brown	W2	yellow
U2	green	V2	white	TOP	2 x grey
PE	green / yellow				

Charts: Air flow 50 Hz Δ

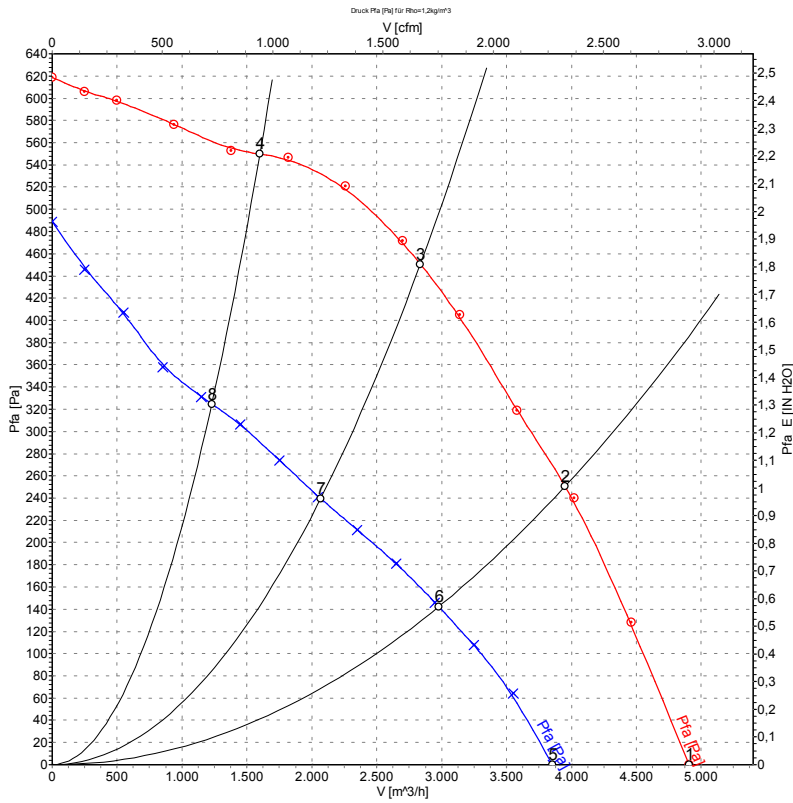


Measurement: LU-104783
Measurement: LU-104595

Measured values

	Conn.	U	f	n	P ₁	I	\hat{V}	P _{fa}
		[V]	[Hz]	[min ⁻¹]	[W]	[A]	[m ³ /h]	[Pa]
1	Δ	400	50	1425	445	1.20	4260	0
2	Δ	400	50	1415	477	1.23	3375	200
3	Δ	400	50	1415	515	1.41	2530	340
4	Δ	400	50	1420	476	1.21	1730	410
5	Y	400	50	1275	343	0.61	3845	0
6	Y	400	50	1240	380	0.67	2990	158
7	Y	400	50	1235	385	0.70	2200	257
8	Y	400	50	1245	364	0.64	1525	318

Charts: Air flow 60 Hz Δ



Measurement: LU-104787
Measurement: LU-104598

Measured values

	Conn.	U	f	n	P ₁	I	\hat{V}	P _{fa}
		[V]	[Hz]	[min ⁻¹]	[W]	[A]	[m ³ /h]	[Pa]
1	Δ	400	60	1370	650	1.22	4905	0
2	Δ	400	60	1625	715	1.30	3950	250
3	Δ	400	60	1610	750	1.44	2835	450
4	Δ	400	60	1640	654	1.20	1600	550
5	Y	400	60	1275	480	0.86	3850	0
6	Y	400	60	1220	501	0.89	2980	142
7	Y	400	60	1220	515	0.93	2070	239
8	Y	400	60	1260	473	0.83	1230	325