

Connector set - HC-EVO-A10UT-BWSC-HH-M20-PLRBK - 1411357

Please be informed that the data shown in this PDF Document is generated from our Online Catalog. Please find the complete data in the user's documentation. Our General Terms of Use for Downloads are valid (<http://phoenixcontact.com/download>)



Connector set, degree of protection: IP66, number of positions: 10, material: PA, connection method: Screw connection, connection cross section: AWG 20- 14



COMPLETE™

Key Commercial Data

Packing unit	1 pc
GTIN	 4 046356 929271
GTIN	4046356929271
Weight per Piece (excluding packing)	300.000 g
Custom tariff number	85366990
Country of origin	China

Technical data

General

Number of positions	10+PE
Type	D15
Connection method	Screw connection
Degree of protection for housing	IP66
	12 (UL 50e)
Connection method	Screw connection
Rated voltage (III/3)	250 V
Rated surge voltage	4 kV
Rated current	20 A
Conductor cross section	0.5 mm ² ... 2.5 mm ² (applies to stranded conductors with ferrules)
Connection cross section AWG	20 ... 14

Connector set - HC-EVO-A10UT-BWSC-HH-M20-PLRBK - 1411357

Technical data

General

External cable diameter	7 mm ... 13 mm
Ambient temperature (operation)	-40 °C ... 100 °C
Length of the assembly cutout	58 mm
Width of the assembly cutout	24 mm
Housing material	PA
Contact carrier material	PC
Locking latch material	PA
Integrated protective cover	Yes

Standards and Regulations

Flammability rating according to UL 94	V0
--	----

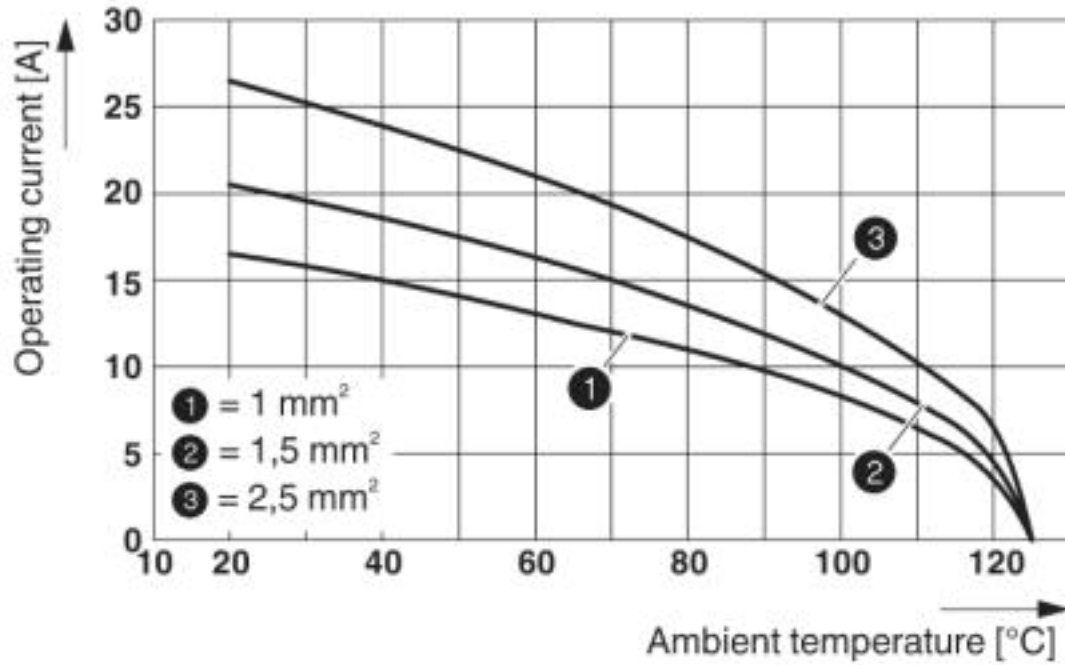
Environmental Product Compliance

	Lead 7439-92-1
China RoHS	Environmentally Friendly Use Period = 50
	For details about hazardous substances go to tab "Downloads", Category "Manufacturer's declaration"

Drawings

Connector set - HC-EVO-A10UT-BWSC-HH-M20-PLRBK - 1411357

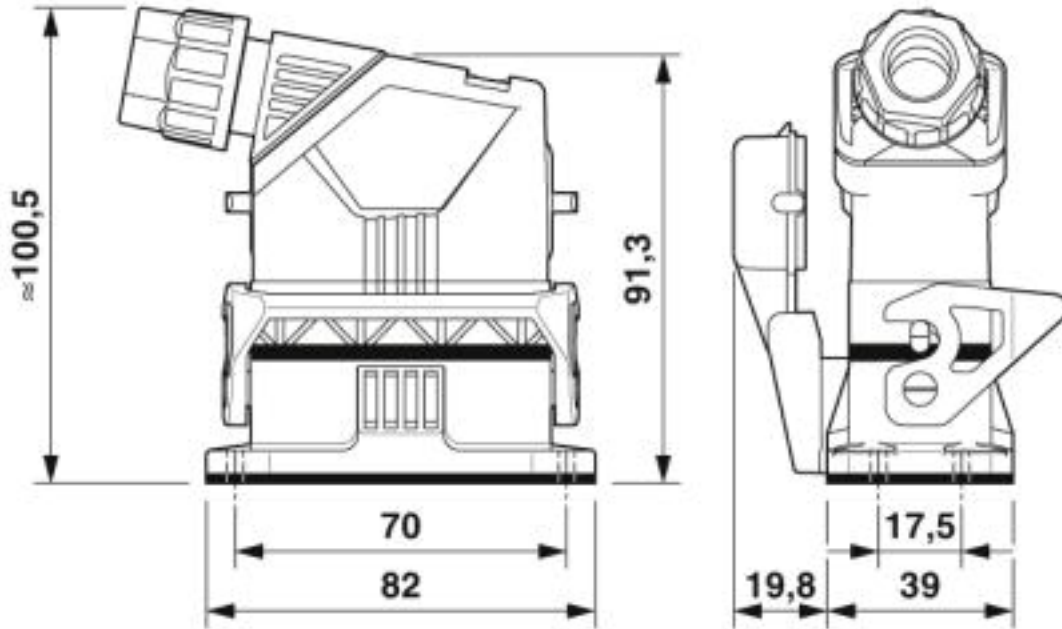
Diagram



Derating diagram

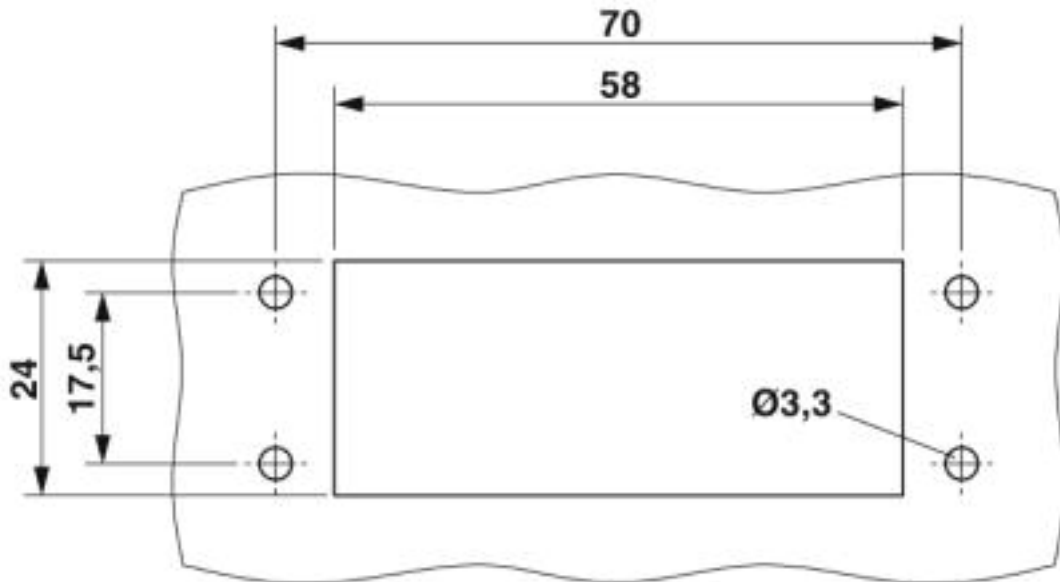
Connector set - HC-EVO-A10UT-BWSC-HH-M20-PLRBK - 1411357

Dimensional drawing



Dimensional drawing

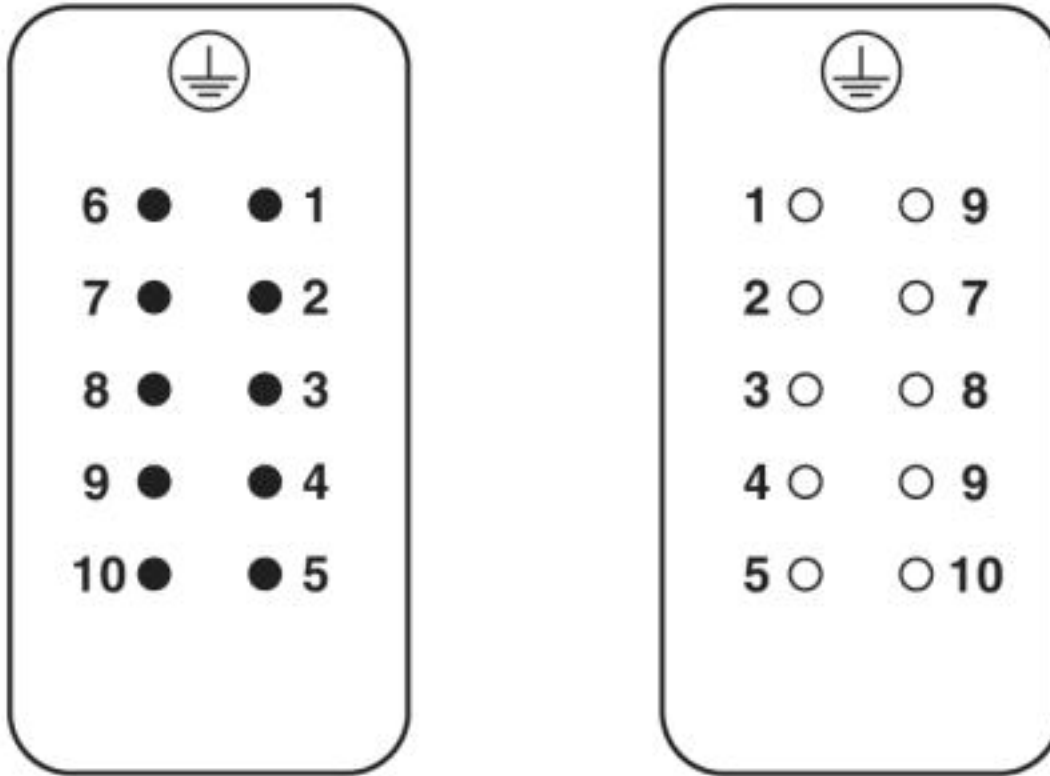
Dimensional drawing



Mounting cutout

Connector set - HC-EVO-A10UT-BWSC-HH-M20-PLRBK - 1411357

Schematic diagram



Pin assignment, connection side, pin left, socket right

Articles in set

Housing - HC-EVO-D15-HHFS-PL-BK - 1411340



Sleeve housing D15, for single locking latch, material: PA, cable outlets: 1, straight/lateral, height: 65.5 mm, cable gland: none, support sleeve: no, Standard

Housing - HC-EVO-D15-BWSC-PLR-BK - 1411337



Panel mounting base D15, with single locking latch, material: PA, protective cover material: PA, height: 26 mm, cable gland: none, support sleeve: no, protective cover: yes, Standard, with flat gasket

Connector set - HC-EVO-A10UT-BWSC-HH-M20-PLRBK - 1411357

Articles in set

Cable gland - HC-D-G-M20-PLRBK - 1411350



EVO plastic cable gland with bayonet locking, for housing series D, size M20, cable diameter: 7 - 13 mm.

Contact insert - HC-A10-I-UT-M - 1585294



HEAVYCON male insert, A10 series, 10-pos., screw connection

Contact insert - HC-A10-I-UT-F - 1585304



HEAVYCON female insert, A10 series, 10-pos., screw connection

Classifications

eCl@ss

eCl@ss 4.0	27260700
eCl@ss 4.1	27260700
eCl@ss 5.0	27260700
eCl@ss 5.1	27260700
eCl@ss 6.0	27260700
eCl@ss 7.0	27440101
eCl@ss 8.0	27440101
eCl@ss 9.0	27440101

ETIM

ETIM 4.0	EC002641
ETIM 5.0	EC002636

Connector set - HC-EVO-A10UT-BWSC-HH-M20-PLRBK - 1411357

Classifications

ETIM

ETIM 6.0	EC002636
ETIM 7.0	EC002636

UNSPSC

UNSPSC 13.2	39121409
-------------	----------

Approvals


Approvals

Approvals

EAC / DNV GL

Ex Approvals

Approval details

EAC		RU C- DE.AI30.B.01102
-----	---	--------------------------

DNV GL		https://approvalfinder.dnvgl.com/	TAE000037S
--------	---	---	------------