

Contact insert module - HC-M-03/04-CT-M - 1414364

Please be informed that the data shown in this PDF Document is generated from our Online Catalog. Please find the complete data in the user's documentation. Our General Terms of Use for Downloads are valid (<http://phoenixcontact.com/download>)



Contact insert module, Number of positions: 3+4, power contacts: 3, control contacts: 4, Pin, Crimp connection, 830 V, 40 A, 1.5 mm² ... 6 mm², Application: Power/signal

RoHS

Key Commercial Data

Packing unit	1 STK
Minimum order quantity	5 STK
GTIN	 4 055626 025070
GTIN	4055626025070
Weight per Piece (excluding packing)	12.000 g
Custom tariff number	85389099
Country of origin	Poland

Technical data

Dimensions

Height	44.3 mm
Width	34.2 mm
Length	14.6 mm

Electrical characteristics

Note	For HEAVYCON HC-B6 to B48 housing, HC-M-MHR... hinged retaining frame required, crimp connection, power contacts: CK 4,0-ED..., control contacts: CK 1,6-ED... (crimp contacts not supplied as standard)
Rated voltage (III/3)	830 V (power contacts)
	830 V (control contacts)
Rated current	40 A (power contacts)

Contact insert module - HC-M-03/04-CT-M - 1414364

Technical data

Electrical characteristics

	10 A (control contacts)
Rated surge voltage	8 kV (power contacts)
	8 kV (control contacts)
Connection profile	3+4

Ambient conditions

Ambient temperature (operation)	-40 °C ... 125 °C
---------------------------------	-------------------

Mechanical characteristics

Conductor cross section	1.5 mm ² ... 6 mm ² (power contacts)
	0.14 mm ² ... 2.5 mm ² (control contacts)
Connection cross section AWG	16 ... 10 (power contacts)
	26 ... 14 (control contacts)
Stripping length of the individual wire	9 mm (9.6 mm (4-6 mm ²))
	8 mm (6 mm (2,5 mm ²))
Wire diameter including insulation	5 mm (for power contacts)
Insertion/withdrawal cycles	≥ 500
Minimum housing height	52 mm

General

Series	HC-M-03/04
Color	light gray
Number of module slots	1
Connection method	Crimp connection (power contacts)
	Crimp connection (control contacts)
Flammability rating according to UL 94	V0
Degree of pollution	3
Overvoltage category	III
Assembly instructions	For housing heights ≥ 52 mm. Plug-in connections may only be operated only when there is no load/voltage.
Connection	The module cannot be used simultaneously with HC-B...-TMB-SD-IP65 and HC-B...-TMS-SD-IP65 protective covers. Not suitable for CK1,6-ED-...POF fiber optic contacts.

Material data

Contact material	Copper alloy
Contact carrier material	PC

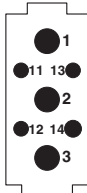
Standards and Regulations

Flammability rating according to UL 94	V0
--	----

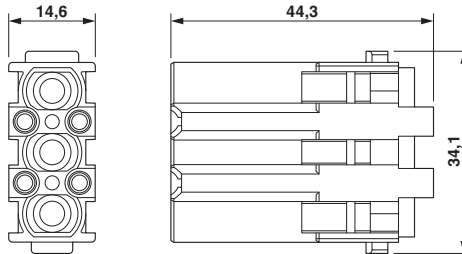
Contact insert module - HC-M-03/04-CT-M - 1414364

Drawings

Schematic diagram

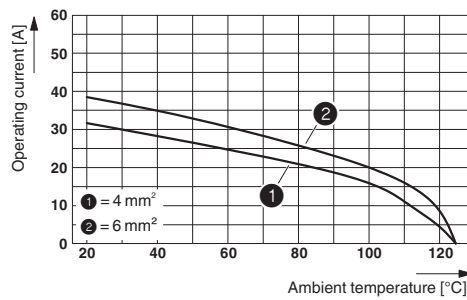


Dimensional drawing



Connector pin assignment, connection side

Diagram



Derating diagram (6 modules in HC-B 24 housing)

Approvals

Approvals

Approvals

EAC / UL Recognized / CSA

Ex Approvals

Approval details


EAC




7500651.22.01.00246

Contact insert module - HC-M-03/04-CT-M - 1414364

Approvals

UL Recognized		http://database.ul.com/cgi-bin/XYV/template/LISEXT/1FRAME/index.htm	E118976
mm ² /AWG/kcmil		10	
Nominal current I _N		40 A	
Nominal voltage U _N		600 V	

CSA		http://www.csagroup.org/services/testing-and-certification/certified-product-listing/	13631
mm ² /AWG/kcmil		10	
Nominal current I _N		33 A	
Nominal voltage U _N		600 V	