

Connector set - HC-STA-B24PT-BWD-LS-M32-ELCAL - 1416359


Please be informed that the data shown in this PDF Document is generated from our Online Catalog. Please find the complete data in the user's documentation. Our General Terms of Use for Downloads are valid (<http://phoenixcontact.com/download>)



Connector set, Number of positions: 24, Material: Die-cast aluminum, salt water resistant, Connection method: Push-in connection, Connection cross section: AWG 26-14



Key Commercial Data

| | |
|--------------------------------------|---|
| Packing unit | 1 STK |
| GTIN |  4 055626 071305 |
| GTIN | 4055626071305 |
| Weight per Piece (excluding packing) | 740.000 g |
| Custom tariff number | 85366990 |
| Country of origin | China |

Technical data

General

| | |
|----------------------------------|--------------------|
| Number of positions | 24+PE |
| Design | B24 |
| Connection method | Push-in connection |
| Degree of protection for housing | IP66 |
| | IP67 |
| | 4 (UL 50e) |
| | 4X (UL 50e) |
| | 12 (UL 50e) |
| Connection method | Push-in connection |
| Rated voltage (III/3) | 500 V |

Connector set - HC-STA-B24PT-BWD-LS-M32-ELCAL - 1416359

Technical data

General


| | |
|---------------------|------|
| Rated surge voltage | 6 kV |
| Rated current | 16 A |

Standards and Regulations

| | |
|--|----|
| Flammability rating according to UL 94 | V0 |
|--|----|

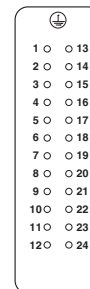
Drawings

Schematic diagram



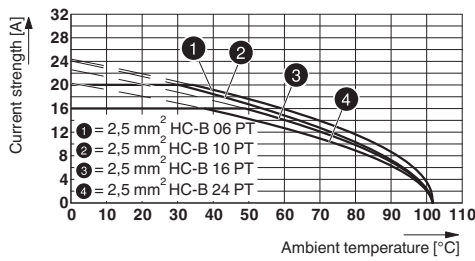
Pin assignment, connection side, pin

Schematic diagram



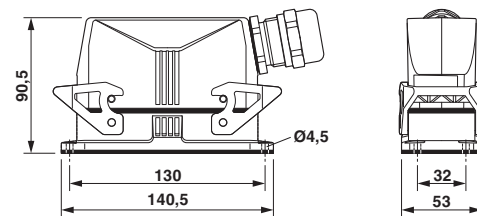
Pin assignment, connection side, socket

Diagram



Derating diagram

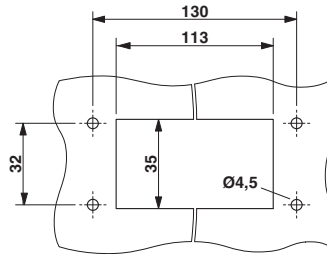
Dimensional drawing



Dimensional drawing

Connector set - HC-STA-B24PT-BWD-LS-M32-ELCAL - 1416359

Dimensional drawing



Panel cutout

Articles in set

Contact insert - HC-B 24-I-PT-F - 1407735



Contact insert, Size: B24, Number of positions: 24+PE, Socket, Push-in connection, 500 V, 16 A, 0.14 mm² ... 2.5 mm², Application: Power

Contact insert - HC-B 24-I-PT-M - 1407736



HEAVYCON pin insert, B24 series, 24 + PE-pos., push-in connection

Housing - HC-STA-B24-BWD-ELC-AL - 1411331



HEAVYCON B24 panel mounting base, with double locking latch, with flat gasket, salt-water-resistant aluminum, conductive profile gasket

Housing - HC-STA-B24-HLFD-1STM32-EL-AL - 1412774



Sleeve housing B24, for double locking latch, Material: Die-cast aluminum, salt water resistant, Cable outlets: 1, lateral, Height: 60 mm, Cable gland: none, Gland: no, 1x M32, Standard

Connector set - HC-STA-B24PT-BWD-LS-M32-ELCAL - 1416359

Articles in set

Cable gland - G-INS-M32-M68N-NNES-S - 1411166



Cable gland, Cable gland material: Nickel-plated brass, External cable diameter 15 mm ... 21 mm, Shielding: No, Connecting thread: M32, Color: silver

Classifications

eCl@ss

| | |
|------------|----------|
| eCl@ss 5.1 | 27143424 |
| eCl@ss 8.0 | 27440101 |
| eCl@ss 9.0 | 27440101 |

ETIM

| | |
|----------|----------|
| ETIM 5.0 | EC002636 |
| ETIM 6.0 | EC002636 |

UNSPSC

| | |
|-------------|----------|
| UNSPSC 13.2 | 39121409 |
|-------------|----------|

Approvals

Approvals

Approvals

EAC / GL

Ex Approvals

Approval details

| | | |
|-----|--|---------------------|
| EAC | | 7500651.22.01.00246 |
|-----|--|---------------------|

Connector set - HC-STA-B24PT-BWD-LS-M32-ELCAL - 1416359

Approvals

| | | | |
|----|---|---|------------|
| GL |  | http://exchange.dnv.com/tari/ | 6196614 HH |
|----|---|---|------------|