

Power cable - SAC-3P- 2,0-U20/MINFR - 1416773

Please be informed that the data shown in this PDF Document is generated from our Online Catalog. Please find the complete data in the user's documentation. Our General Terms of Use for Downloads are valid (<http://phoenixcontact.com/download>)



Power cable, 3-position, PVC, yellow, free cable end, on Socket angled 7/8"-16UNF, Cable length: 2 m

Why buy this product

- ✓ Easy and safe: 100% electrically tested plug-in components
- ✓ High-performance: connectors and cables with a large conductor cross section for power supply

Key Commercial Data

Packing unit	1 STK
Custom tariff number	85444290
Country of origin	Mexico

Technical data

Dimensions

Length of cable	2 m
-----------------	-----

Ambient conditions

Ambient temperature (operation)	-20 °C ... 105 °C (Plug / socket)
Degree of protection	IP68

General

Rated current at 40°C	13 A
Rated voltage	600 V
Number of positions	3
Insulation resistance	≥ 100 MΩ
Insertion/withdrawal cycles	100
Torque	10 lb _F -in.

Power cable - SAC-3P- 2,0-U20/MINFR - 1416773

Technical data

General

	1.12 Nm
--	---------

Material

Contact material	CuZn
Contact surface material	AU
Contact carrier material	PVC
Material of grip body	PVC
Material, knurls	Anodized aluminum

Cable

Cable type	Yellow, STOOW
Cable abbreviation	U20
AWG signal line	16
Conductor cross section signal conductor	3 x AWG 16
Conductor cross section voltage supply	65 x AWG 32
Wire colors	Green 1, black 2, white 3
External sheath, color	yellow
External cable diameter	10.40 mm
Minimum bending radius, fixed installation	4 x D
Minimum bending radius, flexible installation	12.5 x D
Outer sheath, material	PVC
Conductor material	Bare Cu litz wires
Nominal voltage, cable	600 V
Flame resistance	UL 1581, FT2
	CSA FT2
Resistance to oil	Premium oil resistance (jacket and conductor)

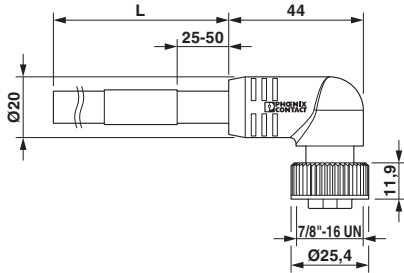
Standards and Regulations

Resistance to oil	Premium oil resistance (jacket and conductor)
Flame resistance	UL 1581, FT2
	CSA FT2


Drawings

Power cable - SAC-3P- 2,0-U20/MINFR - 1416773

Dimensional drawing



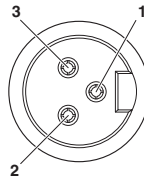
Circuit diagram



Contact assignment of 7/8" socket

7/8"-16UNF socket, angled

Schematic diagram



Pin assignment, socket, 7/8"-16UNF, 3-pos., view of female side