

Bus system cable - SAC-5P-MINMS/10,0-U40/MINFS - 1416909

Please be informed that the data shown in this PDF Document is generated from our Online Catalog. Please find the complete data in the user's documentation. Our General Terms of Use for Downloads are valid (<http://phoenixcontact.com/download>)



Bus system cable, DeviceNet™, 5-position, PVC, gray, Plug straight 7/8"-16UNF, on Socket straight 7/8"-16UNF, Cable length: 10 m

DeviceNet

Key Commercial Data

Packing unit	1 STK
Weight per Piece (excluding packing)	1.000 g
Custom tariff number	85444290
Country of origin	Mexico

Technical data

Dimensions

Length of cable	10 m
-----------------	------

Ambient conditions

Ambient temperature (operation)	-20 °C ... 60 °C (Plug / socket)
Degree of protection	IP68

General

Rated current at 40°C	8 A
Rated voltage	300 V AC/DC
Number of positions	5
Signal type/category	DeviceNet™
Torque	10 lb _f -in. 1.12 Nm

Material

Contact material	CuZn
Contact surface material	Au
Contact carrier material	PVC
Material of grip body	PVC

Bus system cable - SAC-5P-MINMS/10,0-U40/MINFS - 1416909

Technical data

Material

Material, knurls	Anodized aluminum
------------------	-------------------

Cable

Cable type	CAN Bus/DeviceNet drop cable
Cable abbreviation	U40
Cable structure	2xAWG18+2xAWG15+1xAWG18
Conductor cross section	2 x AWG 18 data cable
	2 x AWG 15 power supply
	1 x AWG 18 drain wire
AWG signal line	18
AWG power supply	15
Conductor structure signal line	19 x AWG 30
Conductor structure, voltage supply	19 x AWG 28
Wire colors	Red-black, blue-white
Twisted pairs	2 cores to the pair
Type of pair shielding	Plastic-coated aluminum foil, aluminum side outside
Overall twist	2 pairs around a drain wire in the center to the core
Optical shield covering	65 %
External sheath, color	gray
External cable diameter D	11.43 mm
Outer sheath, material	PVC
Material conductor insulation	Foamed PE
	PVC (Power supply)
Conductor material	Tin-plated Cu litz wires
Flame resistance	UL 1581, FT4
Resistance to oil	UL oil resistance
Other resistance	PLTC-ER sunlight resistance

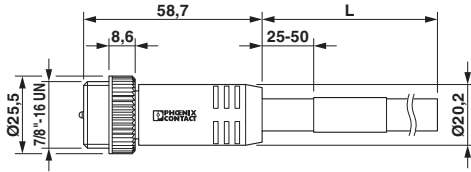
Standards and Regulations

Resistance to oil	UL oil resistance
Flame resistance	UL 1581, FT4
Other resistance	PLTC-ER sunlight resistance

Drawings

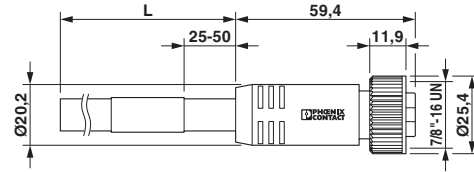
Bus system cable - SAC-5P-MINMS/10,0-U40/MINFS - 1416909

Dimensional drawing




7/8"-16UNF plug, straight

Dimensional drawing



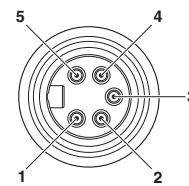
7/8"-16UNF socket, straight

Circuit diagram



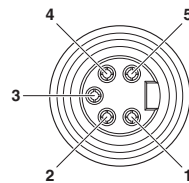
Contact assignment of 7/8" plugs/sockets

Schematic diagram



Pin assignment, plug, 7/8"-16UNF, 5-pos., view of male side

Schematic diagram



Pin assignment, socket, 7/8"-16UNF, 5-pos., view of female side

Approvals

Approvals

Approvals


UL Listed / cUL Listed / cULus Listed


Ex Approvals


Approval details

Bus system cable - SAC-5P-MINMS/10,0-U40/MINFS - 1416909

Approvals

UL Listed		http://database.ul.com/cgi-bin/XYV/template/LISEXT/1FRAME/index.htm	FILE E 221474
-----------	---	---	---------------

cUL Listed		http://database.ul.com/cgi-bin/XYV/template/LISEXT/1FRAME/index.htm	FILE E 221474
------------	---	---	---------------

cULus Listed			
--------------	---	--	--