

Power cable - SAC-3P-MINMR/ 1,0-U50/MINFR - 1417102

Please be informed that the data shown in this PDF Document is generated from our Online Catalog. Please find the complete data in the user's documentation. Our General Terms of Use for Downloads are valid (<http://phoenixcontact.com/download>)



Power cable, 3-position, PVC, black, Plug angled 7/8"-16UNF, on Socket angled 7/8"-16UNF, Cable length: 1 m

Why buy this product

- ✓ Easy and safe: 100% electrically tested plug-in components
- ✓ High-performance: connectors and cables with a large conductor cross section for power supply

Key Commercial Data

Packing unit	1 STK
Custom tariff number	85444290
Country of origin	Mexico

Technical data

Dimensions

Length of cable	1 m
-----------------	-----

Ambient conditions

Ambient temperature (operation)	-20 °C ... 105 °C (Plug / socket)
Degree of protection	IP68

General

Rated current at 40°C	23.5 A
Rated voltage	600 V AC/DC
Number of positions	3
Insertion/withdrawal cycles	100
Torque	10 lb _F -in.
	1.12 Nm

Power cable - SAC-3P-MINMR/ 1,0-U50/MINFR - 1417102

Technical data

Material

Contact material	CuZn
Contact surface material	AU
Contact carrier material	PVC
Material of grip body	PVC
Material, knurls	Anodized aluminum

Cable

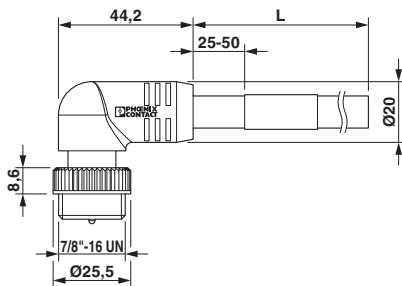
Cable type	TC-ER/600V, STOOW
Cable abbreviation	U50
AWG signal line	14
Conductor cross section signal conductor	3 x AWG 14
Wire colors	Green 1, black 2, white 3
Overall twist	3 wires, twisted
External sheath, color	black
External cable diameter	14.53 mm
Outer sheath, material	PVC
Material conductor insulation	PVC
Conductor material	Bare Cu litz wires
Nominal voltage, cable	600 V
Flame resistance	UL 1581, FT2
Resistance to oil	good oil-resistance

Standards and Regulations

Resistance to oil	good oil-resistance
Flame resistance	UL 1581, FT2

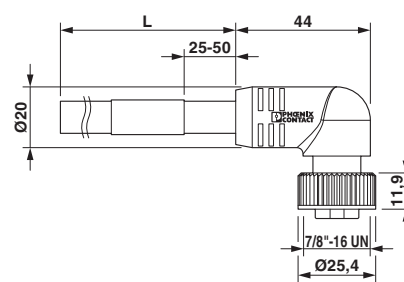
Drawings

Dimensional drawing



7/8"-16UNF plug, angled


Dimensional drawing



7/8"-16UNF socket, angled

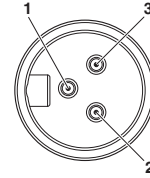
Power cable - SAC-3P-MINMR/ 1,0-U50/MINFR - 1417102

Circuit diagram



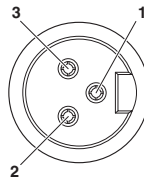
Contact assignment of 7/8" plugs/sockets

Schematic diagram



Pin assignment, plug, 7/8"-16UNF, 3-pos., view of male side

Schematic diagram



Pin assignment, socket, 7/8"-16UNF, 3-pos., view of female side