

Network cable - NBC-MSD/ 40,0-93E SCO US - 1418068


Please be informed that the data shown in this PDF Document is generated from our Online Catalog. Please find the complete data in the user's documentation. Our General Terms of Use for Downloads are valid (<http://phoenixcontact.com/download>)



Network cable, Ethernet CAT5 (100 Mbps), 4-position, PUR halogen-free, water blue RAL 5021, shielded, on free cable end, Cable length: 40 m



Key Commercial Data

| | |
|--------------------------------------|---|
| Packing unit | 1 STK |
| GTIN |  4 055626 211763 |
| GTIN | 4055626211763 |
| Weight per Piece (excluding packing) | 1.000 g |
| Custom tariff number | 85444210 |
| Country of origin | United States |

Technical data

Dimensions

| | |
|-----------------|------|
| Length of cable | 40 m |
|-----------------|------|

Ambient conditions

| | |
|---------------------------------|----------------------------------|
| Degree of protection | IP65 |
| Ambient temperature (operation) | -25 °C ... 85 °C (M12 connector) |

General data

| | |
|-----------------------|-------------------------------------|
| Rated current at 40°C | 4 A |
| Rated voltage | 250 V |
| Number of positions | 4 |
| Signal type/category | Ethernet CAT5 (IEC 11801), 100 Mbps |
| Standards/regulations | M12 connector IEC 61076-2-101 |

Network cable - NBC-MSD/ 40,0-93E SCO US - 1418068

Technical data

Characteristics head 2

| | |
|-----------|----------------|
| Head type | free cable end |
|-----------|----------------|

Standards and Regulations

| | |
|-----------------------|-----------------|
| Standard designation | M12 connector |
| Standards/regulations | IEC 61076-2-101 |

Cable

| | |
|---|--|
| Cable type | PUR ETHERNET 2x2 FLEX |
| Cable type (abbreviation) | 93E |
| UL AWM style | 20963 (80°C/30 V) |
| Signal type/category | Ethernet CAT5 (IEC 11801), 100 Mbps |
| Cable structure | 2x2xAWG26/7; SF/UTP |
| Conductor cross section | 2x 2x 0.14 mm ² |
| AWG signal line | 26 |
| Conductor structure signal line | 7x 0.16 mm |
| Core diameter including insulation | 0.98 mm |
| Wire colors | white/orange-orange, white/green-green |
| Twisted pairs | 2 cores to the pair |
| Overall twist | Two pairs with two fillers to the core |
| Shielding | Aluminum-coated foil, tinned copper braided shield |
| Optical shield covering | 70 % |
| External sheath, color | water blue RAL 5021 |
| Outer sheath thickness | 1.2 mm |
| External cable diameter D | 6.4 mm ±0.2 mm |
| Minimum bending radius, fixed installation | 4 x D |
| Minimum bending radius, flexible installation | 8 x D |
| Tensile strength short-term/long-term | ≤ 80N |
| Cable weight | 42 kg/km |
| Outer sheath, material | PUR |
| Material conductor insulation | Foamed PE |
| Conductor material | Bare Cu litz wires |
| Standards/specifications | Electrical requirements EN 50288-2-2 |
| Insulation resistance | ≥ 500 MΩ*km |
| Loop resistance | ≤ 290 Ω (per km) |
| Cable capacity | approx. 45 nF/km (at 1 kHz) |
| Wave impedance | 100 Ω ±5 Ω (at 100 MHz) |
| Signal runtime | 5.3 ns/m |
| Coupling resistance | ≤ 100.00 mΩ/m (At 10 MHz) |

Network cable - NBC-MSD/ 40,0-93E SCO US - 1418068

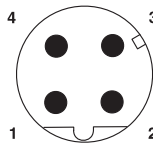
Technical data

Cable

| | |
|---|---|
| Nominal voltage, cable | ≤ 100 V (Peak value, not for high-power applications) |
| Test voltage Core/Core | 700 V (50 Hz, 1 min.) |
| Test voltage Core/Shield | 700 V (50 Hz, 1 min.) |
| Flame resistance | according to IEC 60332-1-2 |
| | in acc. to UL VW1 |
| Halogen-free | According to IEC 60754-1 |
| Resistance to oil | according to EN 60811-2-1 |
| Ambient temperature (operation) | -40 °C ... 80 °C (cable, fixed installation) |
| | -20 °C ... 80 °C (cable, flexible installation) |
| Ambient temperature (installation) | -20 °C ... 80 °C |
| Ambient temperature (storage/transport) | -20 °C ... 80 °C |

Drawings

Schematic diagram



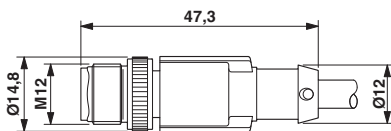
Pin assignment M12 male connector, 4-pos., D-coded, male side

Cable cross section



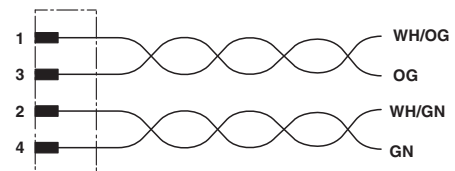
PUR ETHERNET 2x2 FLEX [93E]

Dimensional drawing



Plug, M12 x 1, straight, shielded

Circuit diagram



Contact assignment of the M12 plug

Approvals

Approvals

Network cable - NBC-MSD/ 40,0-93E SCO US - 1418068


Approvals

Approvals

UL Recognized

Ex Approvals

Approval details

| | | | |
|--------------------|---|---|---------------|
| UL Recognized |  | http://database.ul.com/cgi-bin/XYV/template/LISEXT/1FRAME/index.htm | FILE E 335024 |
| | | | |
| Nominal current IN | | 4 A | |
| Nominal voltage UN | | 30 V | |
