

## Panel feed-through - SACC-E-M12MS-4CON-NPT12/1,0 - 1421081

Please be informed that the data shown in this PDF Document is generated from our Online Catalog. Please find the complete data in the user's documentation. Our General Terms of Use for Downloads are valid (<http://phoenixcontact.com/download>)



Panel feed-through, 4-position, Plug, Link: straight, Link: M12, A-coded, Front mounting, with 1/2 inch-14 NPT mounting thread, Individual wires, Cable length: 1 m

RoHS

### Key Commercial Data

Packing unit	1 STK
Weight per Piece (excluding packing)	40.000 g
Custom tariff number	85444290
Country of origin	Mexico

### Technical data

#### Dimensions

Length of cable	1 m
-----------------	-----

#### Ambient conditions

Ambient temperature (operation)	-20 °C ... 105 °C
---------------------------------	-------------------

#### General

Note	The electrical and mechanical data specified assume that the connector pair is correctly locked and mounted. If the connector is unlocked and if there is a danger of contamination, the connector must be sealed using a protective cap > IP54. Influences arising from litz wires, cables or PCB assembly must also be taken into consideration.
Rated current at 40°C	4 A
Rated voltage	300 V
Number of positions	4
Insulation resistance	≥ 100 MΩ
Coding	A - standard
Standards/regulations	M12 connector IEC 61076-2-101

# Panel feed-through - SACC-E-M12MS-4CON-NPT12/1,0 - 1421081

## Technical data

### General

Status display	No
Overvoltage category	II
Degree of pollution	3
Connection method	Individual wires
Torque	1.12 Nm (Installation-side)
Mounting type	Front mounting, with 1/2 inch-14 NPT mounting thread

### Material

Flammability rating according to UL 94	V0
Contact material	Cu alloy
Contact surface material	Au
Contact carrier material	PA 66
Material, knurls	Aluminum alloy

### Cable

Cable type	PVC litz wire
Cable structure	4 x 22 AWG
Conductor cross section	0.34 mm <sup>2</sup>
AWG signal line	22
Conductor structure signal line	7x (30 AWG strand)
Core diameter including insulation	1.78 mm
Thickness, insulation	0.76 mm
Wire colors	brown, white, blue, black
Material conductor insulation	PVC
Standards/specifications	M12 connector IEC 61076-2-101

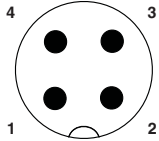
### Standards and Regulations

Standard designation	M12 connector
Standards/regulations	IEC 61076-2-101
Flammability rating according to UL 94	V0

## Drawings

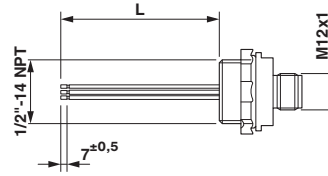
# Panel feed-through - SACC-E-M12MS-4CON-NPT12/1,0 - 1421081

Schematic diagram




Pin assignment M12 plug, 4-pos., A-coded, view plug side

Dimensional drawing



M12 flush-type plug

Circuit diagram



Contact assignment of the M12 plug and the M12 socket

## Approvals

### Approvals

Approvals

UL Listed / cUL Listed / cULus Listed

Ex Approvals

### Approval details

UL Listed		<a href="http://database.ul.com/cgi-bin/XYV/template/LISEXT/1FRAME/index.htm">http://database.ul.com/cgi-bin/XYV/template/LISEXT/1FRAME/index.htm</a>	FILE E 221474
-----------	--	---	---------------

cUL Listed		<a href="http://database.ul.com/cgi-bin/XYV/template/LISEXT/1FRAME/index.htm">http://database.ul.com/cgi-bin/XYV/template/LISEXT/1FRAME/index.htm</a>	FILE E 221474
------------	--	---	---------------

## Panel feed-through - SACC-E-M12MS-4CON-NPT12/1,0 - 1421081

### Approvals

cULus Listed

