

Flush-type connector - SACC-DSIV-MS-8CON-L90 SH SCO - 1437012

Please be informed that the data shown in this PDF Document is generated from our Online Catalog. Please find the complete data in the user's documentation. Our General Terms of Use for Downloads are valid (<http://phoenixcontact.com/download>)



Sensor/actuator flush-type connector, connector, 8-pos., M12 SPEEDCON, A-coded, shielded, rear/screw mounting with M12 thread, with polarity protection, with angled solder connection



Key Commercial Data

Packing unit	1 pc
Minimum order quantity	10 pc
Weight per Piece (excluding packing)	0.012 g
Custom tariff number	85366990
Country of origin	Germany

Technical data

Ambient conditions

Ambient temperature (operation)	-25 °C ... 85 °C (Plug / socket)
Degree of protection	IP67

General

Rated current at 40°C	2 A
Rated voltage	30 V
Number of positions	8
Insulation resistance	≥ 100 MΩ
Coding	A - standard
Status display	No
Overvoltage category	II
Degree of pollution	3
Connection method	Solder pins
Mounting type	Rear mounting M12 x 1

Flush-type connector - SACC-DSIV-MS-8CON-L90 SH SCO - 1437012

Technical data

Material

Flammability rating according to UL 94	V0
Contact material	CuZn
Contact surface material	Au
Contact carrier material	PA 66
Material, knurls	Zinc die-cast, nickel-plated
Sealing material	NBR

Standards and Regulations

Order No.	1437012
Product key	ABQCAC
Flammability rating according to UL 94	V0

Classifications

eCl@ss

eCl@ss 4.0	27250313
eCl@ss 4.1	27250313
eCl@ss 5.0	27143423
eCl@ss 5.1	27143423
eCl@ss 6.0	27143423
eCl@ss 7.0	27449001
eCl@ss 8.0	27440103

ETIM

ETIM 3.0	EC002061
ETIM 4.0	EC002061
ETIM 5.0	EC002061

UNSPSC

UNSPSC 6.01	31251501
UNSPSC 7.0901	31251501
UNSPSC 11	31251501
UNSPSC 12.01	31251501
UNSPSC 13.2	31251501

Approvals

Approvals

Flush-type connector - SACC-DSIV-MS-8CON-L90 SH SCO - 1437012

Approvals

Approvals

UL Recognized

Ex Approvals

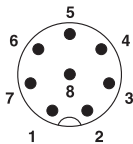
Approvals submitted

Approval details

UL Recognized	
mm ² /AWG/kcmil	26-20
Nominal current I _N	2 A
Nominal voltage U _N	30 V

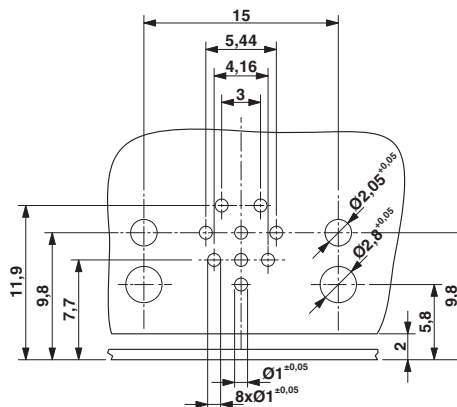
Drawings

Schematic diagram



Pin assignment M12 plug, 8-pos., A-coded, view plug side

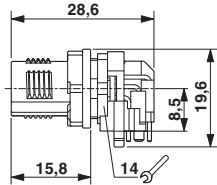
Drilling diagram



Drilling diagram

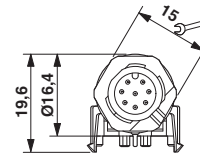
Flush-type connector - SACC-DSIV-MS-8CON-L90 SH SCO - 1437012

Dimensional drawing



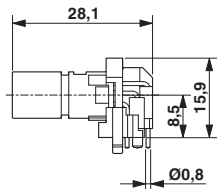
M12 flush-type connector, connector, side view

Dimensional drawing



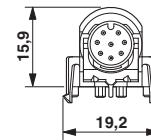
M12 flush-type connector, connector, front view

Dimensional drawing



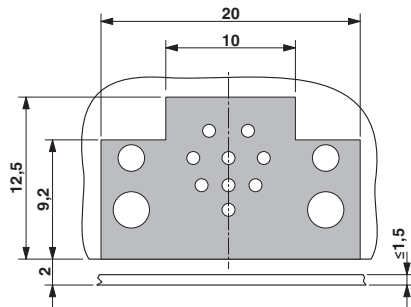
M12 flush-type connector, plug, contact carrier, side view

Dimensional drawing



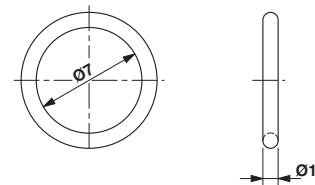
M12 flush-type connector, plug, contact carrier, front view

Dimensional drawing



Locked area on the PCB

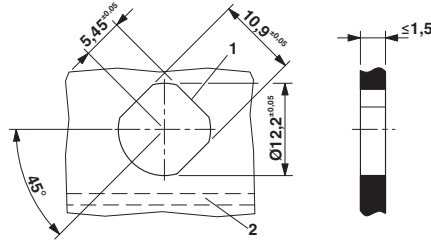
Dimensional drawing



Optionally with O-ring (green) for tight seal when plugged in.
 - the axial mating force of 80 N per connector may not be exceeded when using with assembled O-ring!
 - Avoid radial forces!

Flush-type connector - SACC-DSIV-MS-8CON-L90 SH SCO - 1437012

Dimensional drawing



Panel cutout, view from front in case of horizontal PCB (2). The 3rd flat area is optional (1).