

## Sensor/actuator box - SACB- 4/3-L-M12-M8 - 1516234

Please be informed that the data shown in this PDF Document is generated from our Online Catalog. Please find the complete data in the user's documentation. Our General Terms of Use for Downloads are valid (<http://phoenixcontact.com/download>)



Sensor/actuator box, Application: Standard, Connection method: M8 socket Metal, Number of slots: 4, Number of positions: 3, Coding: A - standard, Slot assignment: single, Status indication: Yes, pnp; Master cable connection: M12 plug connection 90°, Shielding: No

### Product Features

- Safety in the field, thanks to molded housing and high degree of protection
- Flexible, distributed bundling of signals in one master cable
- Convenient: increased machine availability thanks to quick and easy diagnostics



### Key Commercial Data

Packing unit	1 pc
Weight per Piece (excluding packing)	100.0 g
Custom tariff number	85444290
Country of origin	Poland

### Technical data

#### Environmental Product Compliance

REACH SVHC	DEHP 117-81-7
------------	---------------

#### General

Rated voltage	24 V DC
Max. operating voltage $U_{max}$	30 V DC
Current carrying capacity per I/O signal	2 A
Current carrying capacity per slot	2 A
Total rated current	4 A
Number of positions	3
Number of slots	4
Flammability rating according to UL 94	V0
Sensor/actuator connection system	M8 socket

## Sensor/actuator box - SACB- 4/3-L-M12-M8 - 1516234

### Technical data

#### Ambient conditions

Degree of protection	IP65
	IP67
Ambient temperature (operation)	-30 °C ... 80 °C

#### Local diagnostics function

Local diagnostics	Supply voltage per module Green LED
	Status display I/O Yellow LED

#### Master cable data/connection data

Connection method	M12 plug connection
Tightening torque - master cable - plug connection	0.4 Nm
Tightening torque slot sensor/actuator cable	0.2 Nm

#### Insulation material

Housing material	PBT
Material of the moulding mass	PUR
Contact material	CuSn
Contact surface material	Ni/Au
Contact carrier material	PA
Material of contact, master cable side	CU alloy
Material of contact surface, master cable side	Gold-plated
Material of threaded sleeve	Cu alloy
Material of threaded sleeve surface	Nickel-plated
O-ring material	NBR

#### Pin assignment

Slot/position = Wire color or connection	1 / 4 (A) = 1
	2 / 4 (A) = 2
	3 / 4 (A) = 3
	4 / 4 (A) = 4
	1-4 / 1 (+ 24 V) = 5
	1-4 / 3 (0 V) = 7

#### Standards and Regulations

Standard designation	M12 connector
Standards/regulations	IEC 61076-2-101
Standard designation	M8 connector
Standards/regulations	IEC 61076-2-104
Connection in acc. with standard	CUL

# Sensor/actuator box - SACB- 4/3-L-M12-M8 - 1516234

## Technical data

### Standards and Regulations

Flammability rating according to UL 94	V0
--	----

## Classifications

### eCl@ss

eCl@ss 4.0	27140815
eCl@ss 4.1	27140815
eCl@ss 5.0	27143423
eCl@ss 5.1	27143423
eCl@ss 6.0	27143423
eCl@ss 7.0	27449001
eCl@ss 8.0	27279219
eCl@ss 9.0	27440108

### ETIM

ETIM 2.0	EC000200
ETIM 3.0	EC001856
ETIM 4.0	EC002585
ETIM 5.0	EC002585

### UNSPSC

UNSPSC 6.01	31261501
UNSPSC 7.0901	31261501
UNSPSC 11	31261501
UNSPSC 12.01	31261501
UNSPSC 13.2	31261501

## Approvals

### Approvals

---

#### Approvals

UL Recognized / cUL Recognized / EAC / cULus Recognized

---

#### Ex Approvals

---

# Sensor/actuator box - SACB- 4/3-L-M12-M8 - 1516234

## Approvals

Approvals submitted

### Approval details

UL Recognized	
Nominal voltage UN	24 V

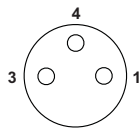
cUL Recognized	
Nominal voltage UN	24 V

EAC
-----

cULus Recognized
------------------

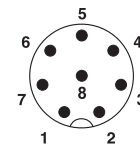
## Drawings

Schematic diagram



Pin assignment M8 socket, 3-pos.

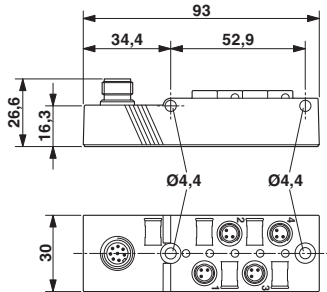
Schematic diagram



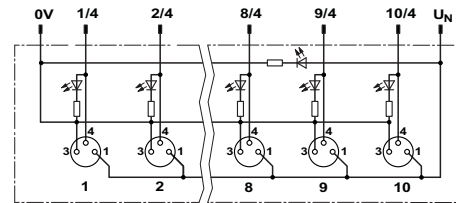
Connector pin assignment for M12 plug-in connection, 8-pos.

# Sensor/actuator box - SACB- 4/3-L-M12-M8 - 1516234

Dimensional drawing



Circuit diagram



Further information can be found in the connection assignment section