

## Bus system cable - SAC-5P-MSB/ 5,0-900/FSB SCO - 1517990

Please be informed that the data shown in this PDF Document is generated from our Online Catalog. Please find the complete data in the user's documentation. Our General Terms of Use for Downloads are valid (<http://phoenixcontact.com/download>)



Bus system cable, INTERBUS (16 Mbps), 5-position, PUR halogen-free, may green RAL 6017, shielded, Plug straight M12 SPEEDCON, B-coded, on Socket straight M12 SPEEDCON, B-coded, cable length: 5 m



### Key Commercial Data

Packing unit	1 pc
GTIN	 4 017918 968113
GTIN	4017918968113
Weight per Piece (excluding packing)	400.000 g
Custom tariff number	85444290
Country of origin	Poland

### Technical data

#### Dimensions

Length of cable	5 m
-----------------	-----

#### Ambient conditions

Ambient temperature (operation)	-25 °C ... 90 °C (Plug / socket)
Degree of protection	IP65
	IP67

#### General

Rated current at 40°C	4 A
Rated voltage	48 V AC
	60 V DC
Number of positions	5

## Bus system cable - SAC-5P-MSB/ 5,0-900/FSB SCO - 1517990

### Technical data

#### General

Insulation resistance	≥ 100 MΩ
Coding	B - inverse
Signal type/category	INTERBUS, 16 Mbps
Status display	No
Overvoltage category	II
Degree of pollution	3
Torque	0.4 Nm (M12 connector)

#### Material

Flammability rating according to UL 94	V0
Contact material	CuSn
Contact surface material	Ni/Au
Contact carrier material	PA 6.6
Material of grip body	TPU, hardly inflammable, self-extinguishing
Material, knurls	Zinc die-cast, nickel-plated
Sealing material	NBR

#### Pin assignment

Contact   Color (signal designation)   Contact (optional)	1 (Plug)   YE (DO)   1 (Socket)
	2 (Plug)   GN (DO)   2 (Socket)
	3 (Plug)   GY (DI)   3 (Socket)
	4 (Plug)   PK (DI)   4 (Socket)
	5 (Plug)   BN (GND)   5 (Socket)

#### Standards and Regulations

Flammability rating according to UL 94	V0
--	----

#### Cable

Cable type	INTERBUS
Cable type (abbreviation)	900
Cable structure	3 x 2 x 0.22 mm <sup>2</sup>
Conductor cross section	3x 2x 0.22 mm <sup>2</sup>
AWG signal line	24
Conductor structure signal line	32x 0.10 mm
Wire colors	Green-yellow, white-brown, gray-pink
Twisted pairs	2 cores to the pair
Overall twist	3 pairs to the core
Shielding	Braided copper wires
External sheath, color	may green RAL 6017

## Bus system cable - SAC-5P-MSB/ 5,0-900/FSB SCO - 1517990

### Technical data

#### Cable

External cable diameter D	8 mm
Minimum bending radius, fixed installation	7.5 x D
Minimum bending radius, flexible installation	15 x D
Number of bending cycles	5000000
Bending radius	120 mm
Traversing path	10 m
Traversing rate	1.6 m/s
Acceleration	3.2 m/s <sup>2</sup>
Cable weight	70 kg/km
Outer sheath, material	PUR
Material conductor insulation	PE
Conductor material	Bare Cu litz wires
Insulation resistance	≥ 5 GΩ*km
Loop resistance	≤ 159.80 Ω/km
Cable capacity	≤ 60 nF/km (At 800 Hz)
Wave impedance	120 Ω ±20 % (at 64 kHz)
	100 Ω ±15 % (with 1 MHz)
Near end crosstalk attenuation (NEXT)	≥ 61 dB (at 772 kHz)
	≥ 59 dB (with 1 MHz)
	≥ 55 dB (at 2 MHz)
	≥ 50 dB (at 4 MHz)
	≥ 46 dB (at 8 MHz)
	≥ 44 dB (at 10 MHz)
	≥ 41 dB (at 16 MHz)
	≥ 40 dB (at 20 MHz)
Attenuation	≤ 15 dB/km (at 256 kHz)
	≤ 24 dB/km (at 772 kHz)
	≤ 27 dB/km (with 1 MHz)
	≤ 52 dB/km (at 4 MHz)
	≤ 84 dB/km (at 10 MHz)
	≤ 112 dB/km (at 16 MHz)
	≤ 119 dB/km (at 20 MHz)
Signal speed	0.66 c
Coupling resistance	< 250.00 mΩ/m (at 30 MHz)
Nominal voltage, cable	250 V (Peak value, not for high-power applications)
Test voltage Core/Core	1500 V <sub>rms</sub>
Test voltage Core/Shield	1000 V <sub>rms</sub>

## Bus system cable - SAC-5P-MSB/ 5,0-900/FSB SCO - 1517990

### Technical data

#### Cable

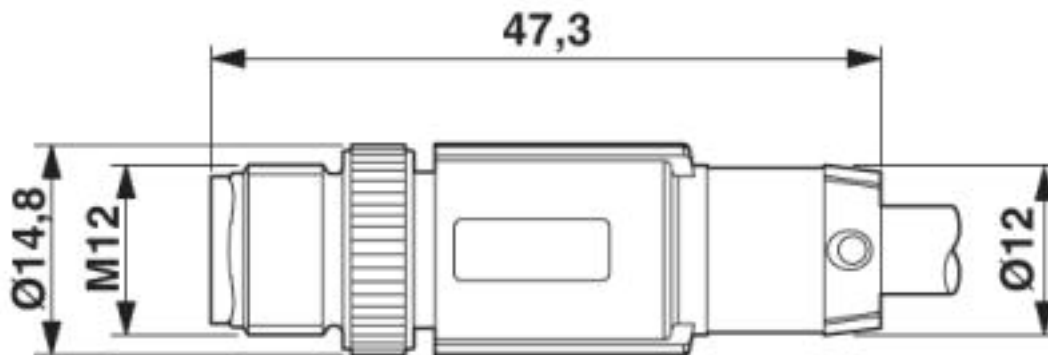
Flame resistance	according to VDE 0472, Part 4, test type B
	according to IEC 60332-1
Ambient temperature (operation)	-40 °C ... 80 °C (cable, fixed installation)
	-30 °C ... 70 °C (cable, flexible installation)

#### Environmental Product Compliance

China RoHS	Environmentally friendly use period: unlimited = EFUP-e
	No hazardous substances above threshold values

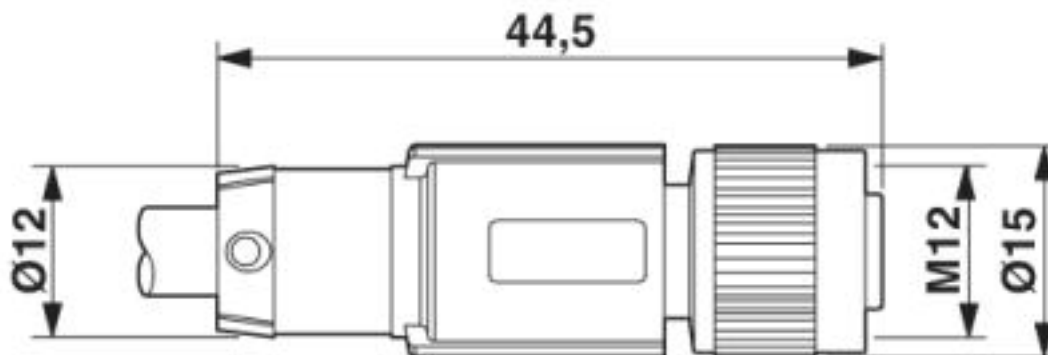
### Drawings

Dimensional drawing



Plug, M12 x 1, straight, shielded

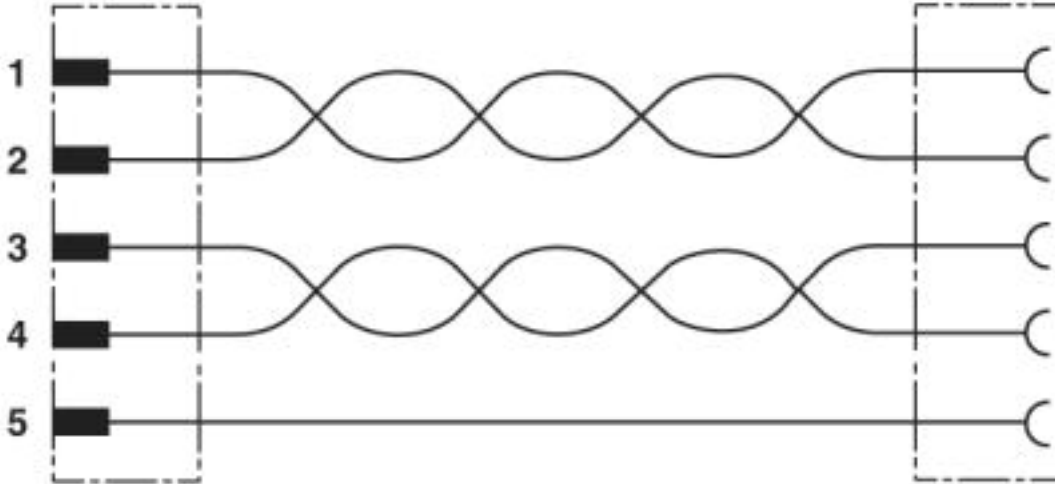
Dimensional drawing



M12 x 1 socket, straight, shielded

## Bus system cable - SAC-5P-MSB/ 5,0-900/FSB SCO - 1517990

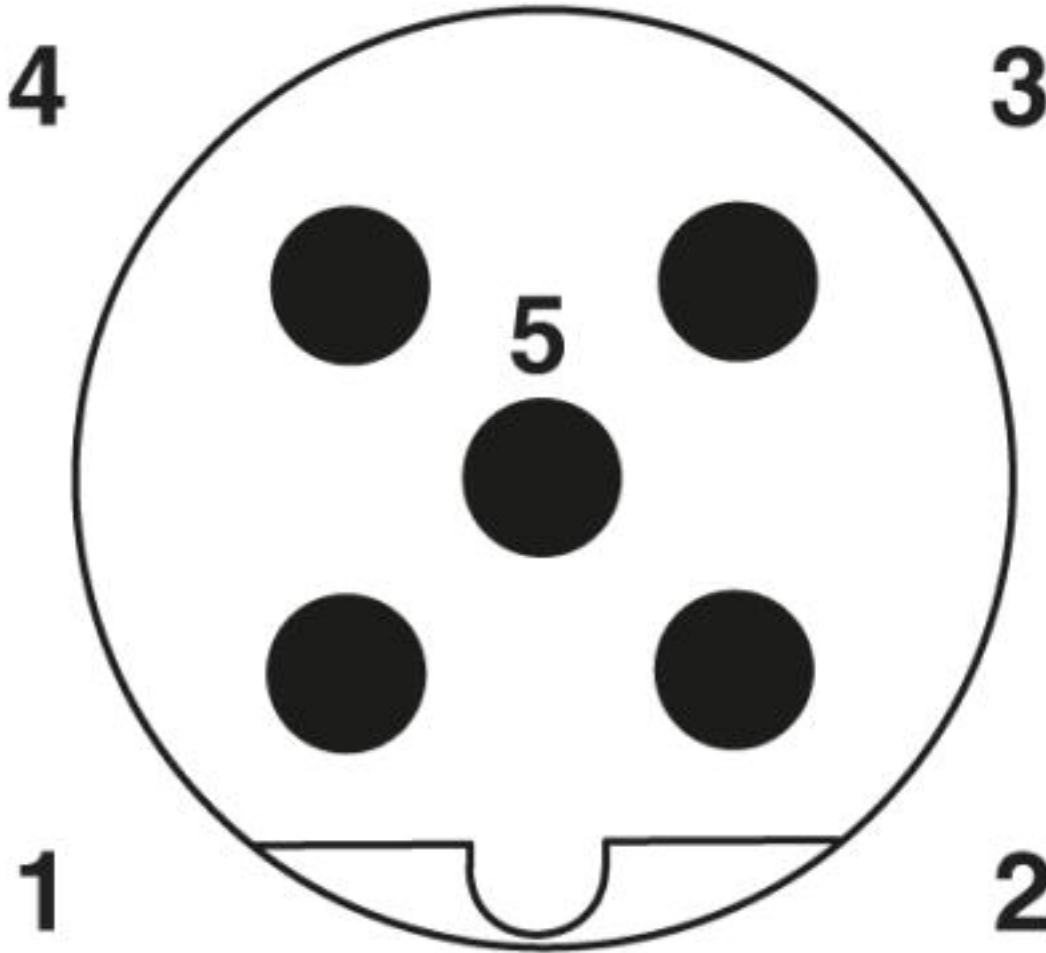
Circuit diagram



Contact assignment of the M12 connector and the M12 socket

## Bus system cable - SAC-5P-MSB/ 5,0-900/FSB SCO - 1517990

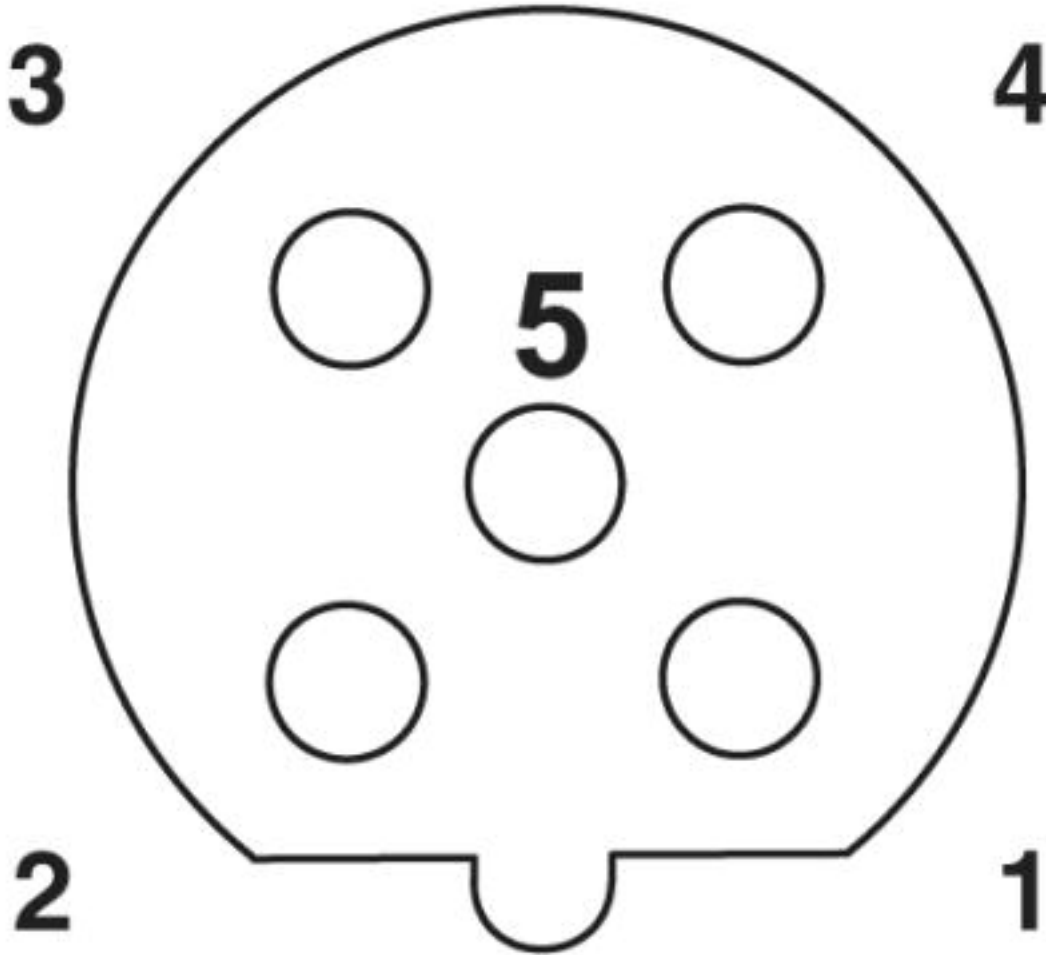
Schematic diagram



Pin assignment M12 male connector, 5-pos., B-coded, male side

# Bus system cable - SAC-5P-MSB/ 5,0-900/FSB SCO - 1517990


Schematic diagram



Pin assignment M12 socket, 5-pos., B-coded, female side

# Bus system cable - SAC-5P-MSB/ 5,0-900/FSB SCO - 1517990

Cable cross section



INTERBUS [900]

## Classifications

eCl@ss

eCl@ss 4.0	27060300
eCl@ss 4.1	27060300
eCl@ss 5.0	27061800
eCl@ss 5.1	27061800
eCl@ss 6.0	27279200
eCl@ss 7.0	27279218
eCl@ss 8.0	27279218

## Bus system cable - SAC-5P-MSB/ 5,0-900/FSB SCO - 1517990

### Classifications

eCl@ss

eCl@ss 9.0	27060308
------------	----------

### ETIM

ETIM 2.0	EC000830
ETIM 3.0	EC001855
ETIM 4.0	EC001855
ETIM 5.0	EC002599
ETIM 6.0	EC001262
ETIM 7.0	EC001262

### UNSPSC

UNSPSC 6.01	31251501
UNSPSC 7.0901	31251501
UNSPSC 11	31251501
UNSPSC 12.01	31251501
UNSPSC 13.2	31251501

### Approvals

Approvals

---

Approvals

EAC

---

Ex Approvals

---

### Approval details

EAC		EAC-Zulassung
-----	---	---------------