

Bus system cable - SAC-4P-M12MS/ 5,0-990/M12FS - 1558441

Please be informed that the data shown in this PDF Document is generated from our Online Catalog. Please find the complete data in the user's documentation. Our General Terms of Use for Downloads are valid (<http://phoenixcontact.com/download>)



Bus system cable, CC link (10 Mbps), 4-position, PVC, red, shielded, Plug straight M12, A-coded, on Socket straight M12, A-coded, Cable length: 5 m



Key Commercial Data

Packing unit	1 STK
Minimum order quantity	50 STK
Weight per Piece (excluding packing)	420.000 g
Custom tariff number	85444290
Country of origin	Poland

Technical data

Dimensions

Length of cable	5 m
-----------------	-----

Ambient conditions

Ambient temperature (operation)	-25 °C ... 90 °C (Plug / socket)
Degree of protection	IP65
	IP67

General

Rated current at 40°C	4 A
Rated voltage	250 V
Number of positions	4
Insulation resistance	≥ 100 MΩ
Coding	A - standard
Signal type/category	CC link, 10 Mbps
Status display	No

Bus system cable - SAC-4P-M12MS/ 5,0-990/M12FS - 1558441

Technical data

General

Overvoltage category	II
Degree of pollution	3
Insertion/withdrawal cycles	≥ 100
Torque	0.4 Nm (M12 connector)

Material

Flammability rating according to UL 94	HB
Contact material	CuZn
Contact surface material	Ni/Au
Contact carrier material	TPU GF
Material of grip body	TPU, hardly inflammable, self-extinguishing
Material, knurls	Zinc die-cast, nickel-plated
Sealing material	NBR

Pin assignment

Position = wire color (signal) = position (optional)	1 (Plug) = SR (shield) = 1 (Socket)
	2 (Plug) = WH (DB) = 2 (Socket)
	3 (Plug) = YE (DG) = 3 (Socket)
	4 (Plug) = BU (DA) = 4 (Socket)

Standards and Regulations

Flammability rating according to UL 94	HB
--	----

Cable

Cable type	CC-Link
Cable type (abbreviation)	990
Conductor cross section	0.5 mm ²
AWG signal line	20
Conductor structure signal line	7x 0.28 mm
Thickness, insulation	0.89 mm (Outer cable sheath)
Wire colors	white, yellow, blue
Shielding	Plastic-coated aluminum foil, tinned copper braided shield
Optical shield covering	78 %
External sheath, color	red
External cable diameter	7.70 mm
Smallest bending radius, fixed installation	77 mm
Cable weight	78.8 kg/km
Outer sheath, material	PVC
Material conductor insulation	foamed PE, with high density

Bus system cable - SAC-4P-M12MS/ 5,0-990/M12FS - 1558441

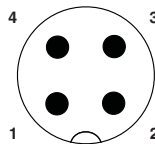
Technical data

Cable

Conductor material	Bare Cu litz wires
Conductor resistance	31.2 Ω /km
Working capacitance	61 pF
Wave impedance	110 Ω
Nominal voltage, cable	300 V
Ambient temperature (operation)	-30 °C ... 60 °C (cable, fixed installation)
	-5 °C ... 60 °C (cable, flexible installation)

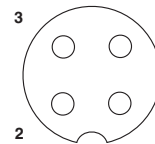
Drawings

Schematic diagram



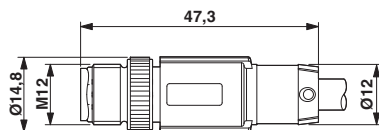
Pin assignment M12 plug, 4-pos., A-coded, view plug side

Schematic diagram



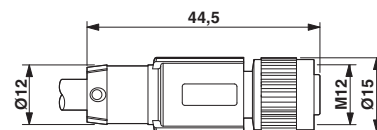
Pin assignment M12 socket, 4-pos., A-coded, view female side

Dimensional drawing




Plug, M12 x 1, straight, shielded

Dimensional drawing



M12 x 1 socket, straight, shielded

Circuit diagram



Contact assignment of the M12 plug and the M12 socket

Bus system cable - SAC-4P-M12MS/ 5,0-990/M12FS - 1558441

Approvals

Approvals

Approvals

EAC

Ex Approvals

Approval details

EAC EAC-Zulassung
