

## Network cable - VS-M12MSD-RJ45X-931/10,0 - 1561975

Please be informed that the data shown in this PDF Document is generated from our Online Catalog. Please find the complete data in the user's documentation. Our General Terms of Use for Downloads are valid (<http://phoenixcontact.com/download>)



Assembled Ethernet cable, CAT5e, shielded, 2-pair, 26 AWG stranded (7-wire), RAL 5021 (water blue), M12 4-pos. D-coded to RJ45 connector, length: 3.0 m, customer version



### Ethernet

#### Key Commercial Data

Packing unit	1 pc
Minimum order quantity	25 pc
Weight per Piece (excluding packing)	460.0 g
Custom tariff number	85444210
Country of origin	Poland

#### Technical data

##### Mechanical characteristics

Number of positions	4
Shielded	yes
Cable diameter	6.70 mm
Cable structure	2x2xAWG26/7; S-FTP
Length of cable	10 m

##### Ambient conditions

Ambient temperature (operation)	-20 °C ... 60 °C (cable, fixed installation)
	0 °C ... 50 °C (cable, flexible installation)
	Plug / socket
Degree of protection	IP67/IP20

##### Material data

Housing material	TPU/PA
Outer sheath, material	PUR
External sheath, color	water blue RAL 5021

# Network cable - VS-M12MSD-RJ45X-931/10,0 - 1561975

## Technical data

### Electrical characteristics

Transmission characteristics (category)	CAT5 (IEC 11801:2002)
---	-----------------------

### Line characteristics

Cable type	PUR ETHERNET 2x2 FLEX
Cable abbreviation	02YS(ST)C11Y
UL AWM style	20963 (80°C/30 V)
Cable structure	2x2xAWG26/7; SF/UTP
Conductor cross section	2x 2x 0.14 mm <sup>2</sup>
AWG signal line	26
Conductor structure signal line	7x 0.16 mm
Core diameter including insulation	0.98 mm
External cable diameter	6.4 mm ±0.2 mm
Wire colors	white/orange-orange, white/green-green
External sheath, color	water blue RAL 5021
Transmission medium	Copper
Insulation resistance	≥ 500 MΩ*km
Conductor resistance	≤ 290 Ω/km
Wave impedance	100 Ω ±5 Ω (at 100 MHz)
Signal runtime	5.3 ns/m
Coupling resistance	≤ 100.00 mΩ/m (At 10 MHz)
Nominal voltage, cable	≤ 100 V
Test voltage Core/Core	700 V (50 Hz, 1 min.)
Test voltage Core/Shield	700 V (50 Hz, 1 min.)
Twisted pairs	2 cores to the pair
Overall twist	Two pairs with two fillers to the core
Shielding	Aluminum-coated foil, tinned copper braided shield
Optical shield covering	70 %
Outer sheath, material	PUR
Material conductor insulation	Foamed PE
Conductor material	Bare Cu litz wires
Cable weight	42 kg/km
Minimum bending radius, fixed installation	4 x D
Minimum bending radius, flexible installation	8 x D
Tensile strength short-term/long-term	≤ 80N
Flame resistance	According to IEC 60332-1-2
Halogen-free	According to IEC 60754-1
Resistance to oil	in accordance with DIN EN 60811-2-1
Ambient temperature (operation)	-40 °C ... 80 °C (cable, fixed installation)

# Network cable - VS-M12MSD-RJ45X-931/10,0 - 1561975

## Technical data

### Line characteristics

	-20 °C ... 80 °C (cable, flexible installation)
--	---

## Classifications

### eCl@ss

eCl@ss 4.0	272607xx
eCl@ss 4.1	27260701
eCl@ss 5.0	27260701
eCl@ss 5.1	27060307
eCl@ss 6.0	27061801
eCl@ss 7.0	27061801
eCl@ss 8.0	27279218

### ETIM

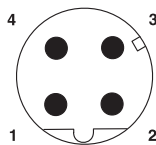
ETIM 3.0	EC000830
ETIM 4.0	EC000830
ETIM 5.0	EC001855

### UNSPSC

UNSPSC 6.01	31261501
UNSPSC 7.0901	31261501
UNSPSC 11	31261501
UNSPSC 12.01	31261501
UNSPSC 13.2	31261501

## Drawings

Schematic diagram



Pin assignment M12 male connector, 4-pos., D-coded, male side

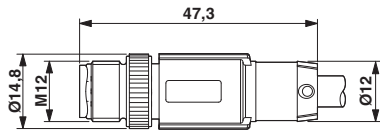
Cable cross section



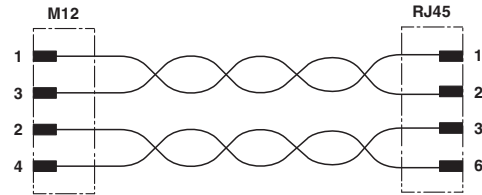
PUR ETHERNET 2x2 FLEX [93E]

# Network cable - VS-M12MSD-RJ45X-931/10,0 - 1561975

Dimensional drawing

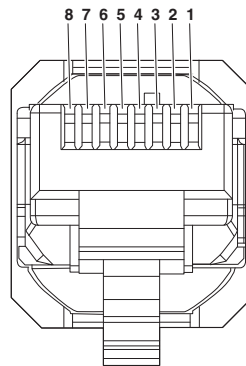


Circuit diagram



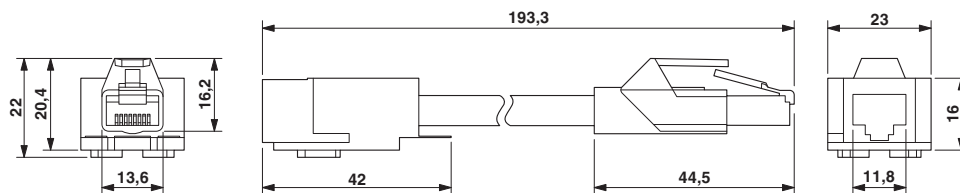
Plug, M12 x 1, straight, shielded

Schematic diagram



Connector pin assignment plug RJ45

Dimensional drawing



RJ45 connector, IP20