

# Connector in molded plastic on both sides - K-12-M23 M9/5,0-E00/M23 F8 - 1619293

Please be informed that the data shown in this PDF Document is generated from our Online Catalog. Please find the complete data in the user's documentation. Our General Terms of Use for Downloads are valid (<http://phoenixcontact.com/download>)




Connector in molded plastic on both sides, length: 5 m, color of outer sheath: orange RAL 2003

## Your advantages

- ✓ Our standard: robust halogen-free PUR cable
- ✓ Simple and safe: 100% electrically tested and assembled ready for use
- ✓ Designs with pre-assembled cables on one or both sides
- ✓ High flexibility: customer-specific assemblies and cable lengths can be supplied



## Key Commercial Data

Packing unit	1 pc
Minimum order quantity	2 pc
GTIN	 4 046356 835077
GTIN	4046356835077
Weight per Piece (excluding packing)	620.000 g
Custom tariff number	85444290
Country of origin	Germany

## Technical data

Conductor length	5 m
Nominal current	9 A

## Connector specifications

Type	straight plastic-sheathed
------	---------------------------

# Connector in molded plastic on both sides - K-12-M23 M9/5,0-E00/M23 F8 - 1619293

## Technical data

### Connector specifications

Housing material	Zinc die-cast
Thread type	M23
Locking type	Screw locking
Degree of protection	IP67, when in locked state
Number of positions	12
Direction of rotation	Standard
Type of contact	Socket
Insertion/withdrawal cycles	50
Contact resistance	< 0.3 mΩ
Max. current	8 A
Voltage	150 V
Overvoltage category	II
Degree of pollution	3
Rated surge voltage	1.5 kV
Ambient temperature (operation)	-40 °C ... 105 °C

### Cable specifications

Type of cable	RSL9YSLC11Y
Shielded	yes
Cable structure	4 x 2 x 0.25 mm <sup>2</sup> + 2 x 0.5 mm <sup>2</sup>
Cable structure (AWG)	24 AWG/4pr + 20 AWG/2c
External cable diameter	8 mm
Outer sheath, material	TPU
Material wire insulation	PP
External sheath, color	orange RAL 2003
Nominal voltage, cable	300 V
Test voltage	1 kV
Rated current	9 A
Smallest bending radius, fixed installation	40 mm
Smallest bending radius, movable installation	60 mm
Ambient temperature for fixed installation	-40 °C ... 80 °C
Ambient temperature for flexible installation	-20 °C ... 60 °C

### Connector specifications (second page)

Type	straight plastic-sheathed
Housing material	Zinc die-cast
Thread type	M23

# Connector in molded plastic on both sides - K-12-M23 M9/5,0-E00/M23 F8 - 1619293

## Technical data

### Connector specifications (second page)

Degree of protection	IP67, when in locked state
Number of positions	12
Direction of rotation	Standard
Type of contact	Pin
Insertion/withdrawal cycles	50
Contact resistance	< 0.3 mΩ
Max. current	8 A
Voltage	150 V
Overvoltage category	II
Degree of pollution	3
Rated surge voltage	1.5 kV
Ambient temperature (operation)	-40 °C ... 105 °C

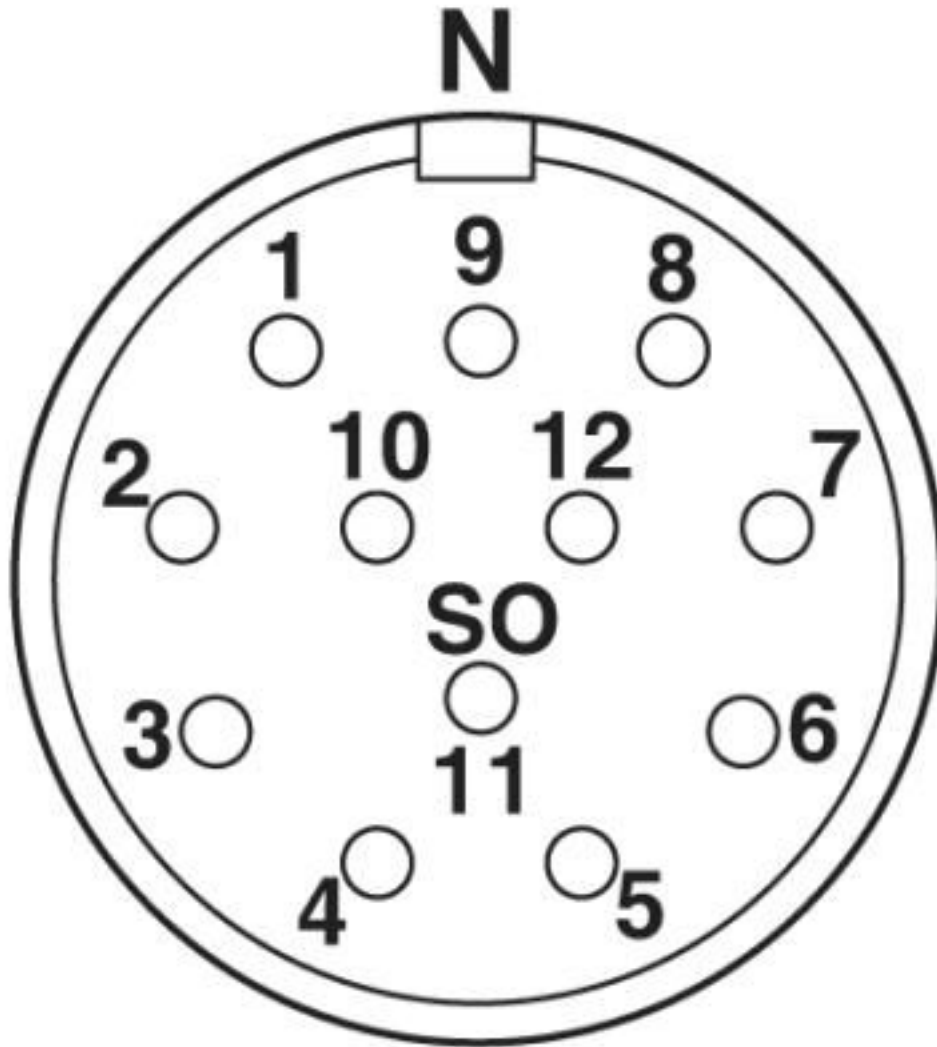
### Environmental Product Compliance

REACH SVHC	Lead 7439-92-1
China RoHS	Environmentally Friendly Use Period = 50 years
	For details about hazardous substances go to tab "Downloads", Category "Manufacturer's declaration"

## Drawings

Connector in molded plastic on both sides - K-12-M23 M9/5,0-E00/M23  
F8 - 1619293

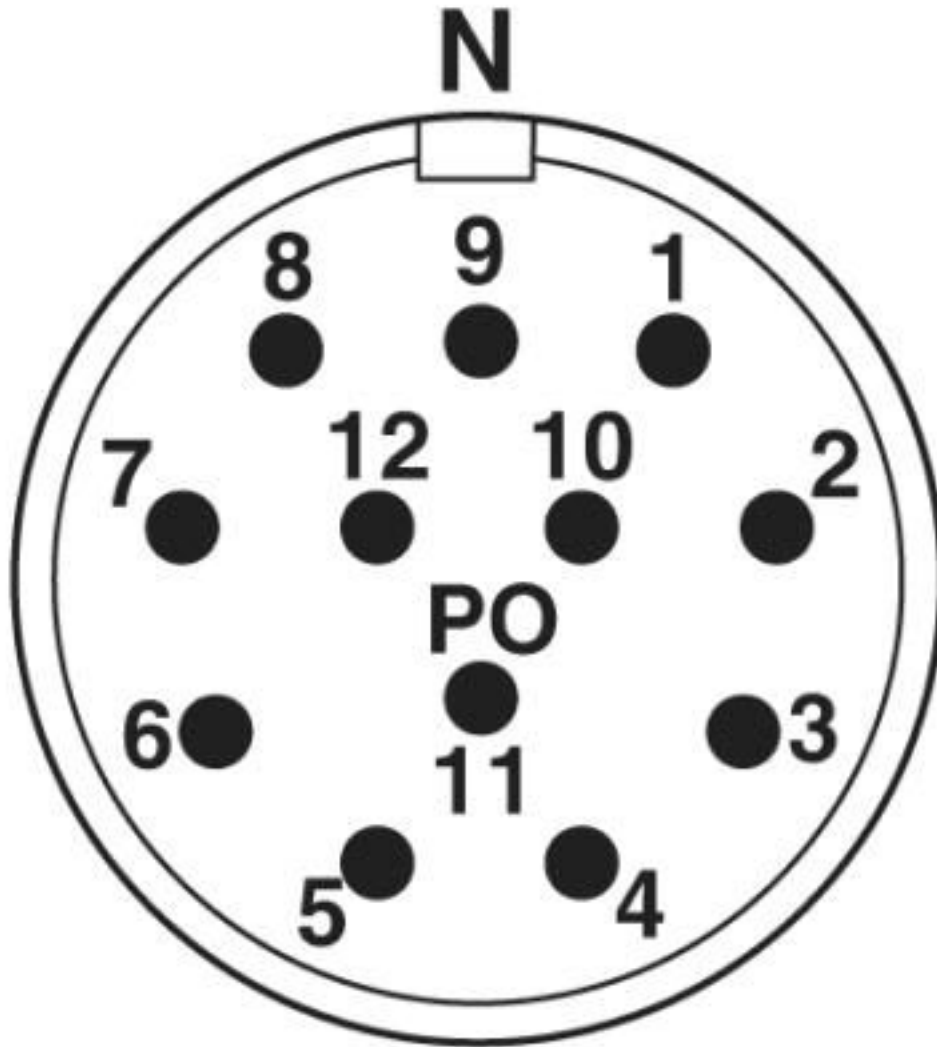
Schematic diagram



Socket pin assignment

Connector in molded plastic on both sides - K-12-M23 M9/5,0-E00/M23  
F8 - 1619293

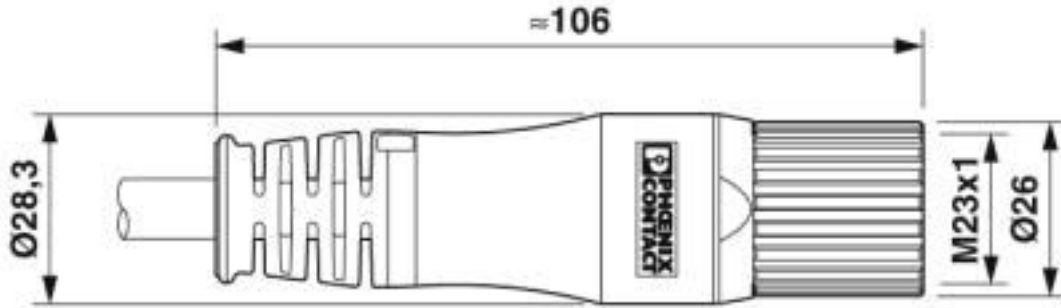
Schematic diagram



Pin assignment of pin

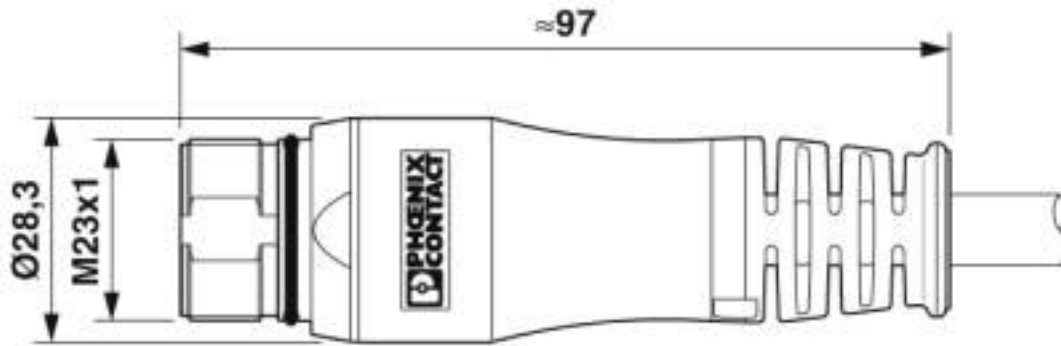
# Connector in molded plastic on both sides - K-12-M23 M9/5,0-E00/M23 F8 - 1619293

Dimensional drawing



On the female side

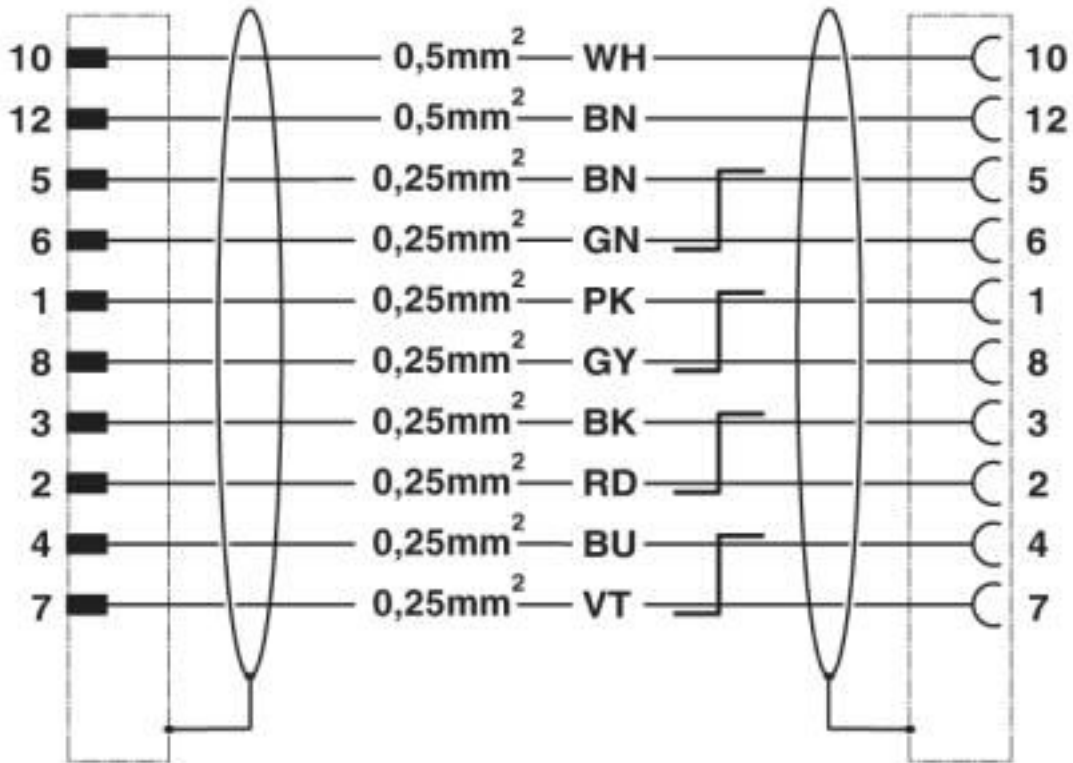
Dimensional drawing



Pin side

# Connector in molded plastic on both sides - K-12-M23 M9/5,0-E00/M23 F8 - 1619293

Circuit diagram



Contact assignment of M23 plugs/sockets

## Classifications

eCl@ss

eCl@ss 10.0.1	27060106
eCl@ss 4.0	27060300
eCl@ss 4.1	27060300
eCl@ss 5.0	27061800
eCl@ss 5.1	27061800
eCl@ss 6.0	27062000
eCl@ss 7.0	27062011
eCl@ss 8.0	27062011
eCl@ss 9.0	27062011

ETIM

ETIM 3.0	EC001121
----------	----------

# Connector in molded plastic on both sides - K-12-M23 M9/5,0-E00/M23 F8 - 1619293

## Classifications

### ETIM

ETIM 4.0	EC001855
ETIM 5.0	EC001578
ETIM 6.0	EC001578
ETIM 7.0	EC003250

### UNSPSC

UNSPSC 6.01	26121604
UNSPSC 7.0901	26121604
UNSPSC 11	26121604
UNSPSC 12.01	26121604
UNSPSC 13.2	26121604
UNSPSC 18.0	39121465
UNSPSC 19.0	39121465
UNSPSC 20.0	39121465
UNSPSC 21.0	39121465

## Approvals

### Approvals

---

#### Approvals


UL Listed / cUL Listed / EAC / cULus Listed

---

#### Ex Approvals

---

### Approval details

UL Listed		<a href="http://database.ul.com/cgi-bin/XYV/template/LISEXT/1FRAME/index.htm">http://database.ul.com/cgi-bin/XYV/template/LISEXT/1FRAME/index.htm</a>	E335019-20140707
Nominal voltage UN	150 V		
Nominal current IN	5 A		

# Connector in molded plastic on both sides - K-12-M23 M9/5,0-E00/M23 F8 - 1619293

## Approvals

cUL Listed		<a href="http://database.ul.com/cgi-bin/XYV/template/LISEXT/1FRAME/index.htm">http://database.ul.com/cgi-bin/XYV/template/LISEXT/1FRAME/index.htm</a>	E335019-20140707
Nominal voltage UN		150 V	
Nominal current IN		5 A	

EAC		B.00286/19
-----	--	------------

cULus Listed	
--------------	--

## Accessories

### Accessories

#### Conductor marking

Insert label - PABA WH/15 - 1013151



Insert label, Strip, white, unlabeled, can be labeled with: CMS-P1-PLOTTER, mounting type: thread on, cable diameter range: 0.6 ... 50 mm, lettering field size: 15 x 4 mm, Number of individual labels: 20

Insert label - PABA YE/15 - 1013698



Insert label, Strip, yellow, unlabeled, can be labeled with: CMS-P1-PLOTTER, mounting type: thread on, cable diameter range: 0.6 ... 50 mm, lettering field size: 15 x 4 mm, Number of individual labels: 20

## Connector in molded plastic on both sides - K-12-M23 M9/5,0-E00/M23 F8 - 1619293

### Accessories

Insert label - PABA RD/15 - 1013944



Insert label, Strip, red, unlabeled, can be labeled with: CMS-P1-PLOTTER, mounting type: thread on, cable diameter range: 0.6 ... 50 mm, lettering field size: 15 x 4 mm, Number of individual labels: 20

---

### Cutting tools

Diagonal cutter - CUTFOX-S VDE - 1212207



Diagonal cutter for hard (piano wire) and soft wires, VDE 1000 V AC/1500 V DC tested

---

### Marker pen

Marker pen - B-STIFT - 1051993



Marker pen, for manual labeling of unprinted Zack strips, smear-proof and waterproof, line thickness 0.5 mm