

## PCB terminal block - PTSM 0,5/ 2-2,5-H SMD WH R24 - 1814634

Please be informed that the data shown in this PDF Document is generated from our Online Catalog. Please find the complete data in the user's documentation. Our General Terms of Use for Downloads are valid (<http://phoenixcontact.com/download>)



PCB terminal block, nominal current: 6 A, nom. voltage: 160 V, pitch: 2.5 mm, number of positions: 2, connection method: Push-in spring connection, mounting: SMD soldering, conductor/PCB connection direction: 0 °, color: white

The figure shows the 3-pos. version

### Why buy this product

- ✓ White design: Stable color when welding and during use
- ✓ Time saving push-in connection, tools not required
- ✓ Defined contact force ensures that contact remains stable over the long term
- ✓ High current carrying capacity of 6 A in very compact dimensions
- ✓ Designed for integration into the SMT soldering process
- ✓ Additional solder anchors reduce the mechanical strain on the soldering spots



### Key Commercial Data

Packing unit	1 STK
Minimum order quantity	770 STK
GTIN	
GTIN	4046356760386
Weight per Piece (excluding packing)	1.120 g
Custom tariff number	85369010
Country of origin	India

### Technical data

#### Dimensions

Length [ l ]	9 mm
Pitch	2.5 mm

# PCB terminal block - PTSM 0,5/ 2-2,5-H SMD WH R24 - 1814634

## Technical data

### Dimensions

Dimension a	2.5 mm
Width [ w ]	7.6 mm
Height [ h ]	5.12 mm

### General

Range of articles	PTSM 0,5/..-H-SMD WH
Insulating material group	I
Rated surge voltage (III/3)	2.5 kV
Rated surge voltage (III/2)	2.5 kV
Rated surge voltage (II/2)	2.5 kV
Rated voltage (III/3)	63 V
Rated voltage (III/2)	160 V
Rated voltage (II/2)	320 V
Connection in acc. with standard	EN-VDE
Nominal current I <sub>N</sub>	6 A
Nominal cross section	0.5 mm <sup>2</sup>
Maximum load current	6 A
Insulating material	HT PA
Solder pin surface	Sn
Flammability rating according to UL 94	V0
Stripping length	6 mm
Number of positions	2

### Connection data

Conductor cross section solid min.	0.14 mm <sup>2</sup>
Conductor cross section solid max.	0.5 mm <sup>2</sup>
Conductor cross section flexible min.	0.2 mm <sup>2</sup>
Conductor cross section flexible max.	0.5 mm <sup>2</sup>
Conductor cross section flexible, with ferrule without plastic sleeve min.	0.25 mm <sup>2</sup>
Conductor cross section flexible, with ferrule without plastic sleeve max.	0.5 mm <sup>2</sup>
Conductor cross section AWG min.	26
Conductor cross section AWG max.	20

### Standards and Regulations

Connection in acc. with standard	EN-VDE
	UL
Flammability rating according to UL 94	V0

### Environmental Product Compliance

# PCB terminal block - PTSM 0,5/ 2-2,5-H SMD WH R24 - 1814634

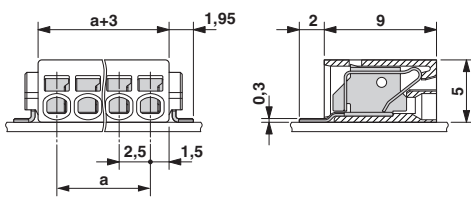
## Technical data

### Environmental Product Compliance

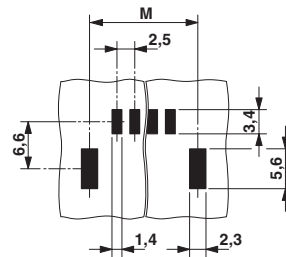
China RoHS	Environmentally friendly use period: unlimited = EFUP-e
	No hazardous substances above threshold values

## Drawings

Dimensional drawing

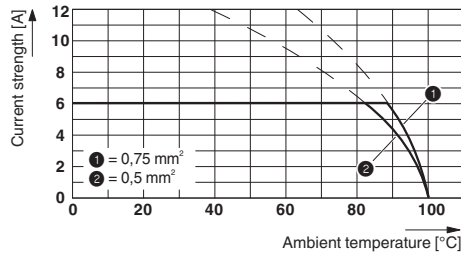


Drilling diagram



Dimension M: 7.7 mm

Diagram



Type: PTSM 0,5/...-2,5-H SMD WH (L) R..  
 Tested in accordance with DIN EN 60512-5-2:2003-01  
 Reduction factor = 1  
 Number of positions: 5

## Classifications

eCl@ss

eCl@ss 4.0	27141109
eCl@ss 4.1	27141109
eCl@ss 5.0	27141190
eCl@ss 5.1	27260701
eCl@ss 6.0	27261101
eCl@ss 7.0	27440401
eCl@ss 8.0	27440401

# PCB terminal block - PTSM 0,5/ 2-2,5-H SMD WH R24 - 1814634

## Classifications

eCl@ss

eCl@ss 9.0	27440401
------------	----------

### ETIM

ETIM 3.0	EC001121
ETIM 4.0	EC002643
ETIM 5.0	EC002637
ETIM 6.0	EC002643

### UNSPSC

UNSPSC 6.01	30211801
UNSPSC 7.0901	39121432
UNSPSC 11	39121432
UNSPSC 12.01	39121432
UNSPSC 13.2	39121432

## Approvals


### Approvals


Approvals

UL Recognized / EAC / cULus Recognized

Ex Approvals

### Approval details

UL Recognized		<a href="http://database.ul.com/cgi-bin/XYV/template/LISEXT/1FRAME/index.htm">http://database.ul.com/cgi-bin/XYV/template/LISEXT/1FRAME/index.htm</a>	E118976-20130619
		B	
mm <sup>2</sup> /AWG/kcmil		26-18	
Nominal current I <sub>N</sub>		5 A	
Nominal voltage U <sub>N</sub>		150 V	

EAC		B.01742
-----	---	---------

# PCB terminal block - PTSM 0,5/ 2-2,5-H SMD WH R24 - 1814634

## Approvals

cULus Recognized		<a href="http://database.ul.com/cgi-bin/XYV/template/LISEXT/1FRAME/index.htm">http://database.ul.com/cgi-bin/XYV/template/LISEXT/1FRAME/index.htm</a>	E60425-20030527
		B	
mm <sup>2</sup> /AWG/kcmil		26-20	
Nominal current I <sub>N</sub>		5 A	
Nominal voltage U <sub>N</sub>		150 V	

## Accessories

### Accessories

#### Screwdriver tools

Screwdriver - SZS 0,4X2,0 - 1205202



Micro screwdriver, bladed, size: 0.4 x 2.0 x 60 mm, 2-component grip, with non-slip grip and twist cap

## Additional products

Sample set - SAMPLE PTSM 0,5/ 2-2,5-H SMDWH - 1820929



PCB terminal block, nominal current: 6 A, nom. voltage: 160 V, pitch: 2.5 mm, number of positions: 2, connection method: Push-in spring connection, mounting: SMD soldering, conductor/PCB connection direction: 0 °, color: white