


## Printed-circuit board connector - QC 0,5/ 7-ST-3,81 - 1897445

Please be informed that the data shown in this PDF Document is generated from our Online Catalog. Please find the complete data in the user's documentation. Our General Terms of Use for Downloads are valid (<http://phoenixcontact.com/download>)

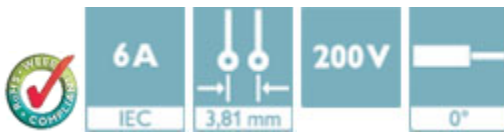
Plug component, Nominal current: 6 A, Rated voltage (III/2): 200 V, Number of positions: 7, Pitch: 3.81 mm, Connection method: Displacement connection, Color: green, Contact surface: Tin



The figure shows a 10-position version of the product

### Product Features

- Reduced wiring time since conductor pretreatment is no longer necessary
- Stranded conductors from 0.34 to 0.5 mm<sup>2</sup> with PVC or PE insulation
- Connection according to EN 60352-4
- Integrated 1.2 mm Ø test connection



### Key Commercial Data

Packing unit	1 pc
GTIN	 4 017918 164942
Weight per Piece (excluding packing)	6.48 g
Custom tariff number	85366990
Country of origin	China

### Technical data

#### Dimensions

Pitch	3.81 mm
Dimension a	22.86 mm

#### General

Range of articles	QC 0,5/...-ST
Insulating material group	I

# Printed-circuit board connector - QC 0,5/ 7-ST-3,81 - 1897445

## Technical data

### General

Rated surge voltage (III/3)	4 kV
Rated surge voltage (III/2)	4 kV
Rated surge voltage (II/2)	4 kV
Rated voltage (III/3)	200 V
Rated voltage (III/2)	200 V
Rated voltage (II/2)	400 V
Connection in acc. with standard	EN-VDE
Nominal current $I_N$	6 A
Nominal cross section	0.5 mm <sup>2</sup>
Maximum load current	6 A (with 0.5 mm <sup>2</sup> conductor cross section)
Insulating material	PA
Flammability rating according to UL 94	V0
Number of positions	7

### Connection data

Conductor cross section flexible min.	0.34 mm <sup>2</sup>
Conductor cross section flexible max.	0.5 mm <sup>2</sup>
Conductor cross section AWG min.	22
Conductor cross section AWG max.	20
Minimum AWG according to UL/CUL	24
Maximum AWG according to UL/CUL	20
Wire diameter incl. insulation	2.2 mm

### Standards and Regulations

Connection in acc. with standard	EN-VDE
	CUL
Flammability rating according to UL 94	V0

## Classifications

### eCl@ss

eCl@ss 4.0	272607xx
eCl@ss 4.1	27260701
eCl@ss 5.0	27260701
eCl@ss 5.1	27260701
eCl@ss 6.0	27260704
eCl@ss 7.0	27440402
eCl@ss 8.0	27440309

# Printed-circuit board connector - QC 0,5/ 7-ST-3,81 - 1897445

## Classifications

### ETIM

ETIM 3.0	EC001121
ETIM 4.0	EC002638
ETIM 5.0	EC002638

### UNSPSC

UNSPSC 6.01	30211810
UNSPSC 7.0901	39121409
UNSPSC 11	39121409
UNSPSC 12.01	39121409
UNSPSC 13.2	39121409

## Approvals

### Approvals

#### Approvals

UL Recognized / VDE Gutachten mit Fertigungsüberwachung / cUL Recognized / IEC60947 CB Scheme / CCA / EAC / cULus Recognized

#### Ex Approvals


#### Approvals submitted

### Approval details


UL Recognized		
	B	C
mm <sup>2</sup> /AWG/kcmil	24-20	24-20
Nominal current I <sub>N</sub>	6 A	6 A
Nominal voltage U <sub>N</sub>	300 V	300 V

# Printed-circuit board connector - QC 0,5/ 7-ST-3,81 - 1897445


## Approvals

VDE Gutachten mit Fertigungsüberwachung 

mm <sup>2</sup> /AWG/kcmil	0.34-0.5
Nominal current I <sub>N</sub>	5 A
Nominal voltage U <sub>N</sub>	320 V

cUL Recognized 

	B	C
mm <sup>2</sup> /AWG/kcmil	24-20	24-20
Nominal current I <sub>N</sub>	6 A	6 A
Nominal voltage U <sub>N</sub>	300 V	300 V


IECEE CB Scheme 

mm <sup>2</sup> /AWG/kcmil	0.34-0.5
Nominal current I <sub>N</sub>	5 A
Nominal voltage U <sub>N</sub>	320 V

CCA

mm <sup>2</sup> /AWG/kcmil	0.34-0.5
Nominal current I <sub>N</sub>	5 A
Nominal voltage U <sub>N</sub>	320 V

EAC

cULus Recognized 

## Drawings

## Printed-circuit board connector - QC 0,5/ 7-ST-3,81 - 1897445

Dimensional drawing

