

Printed-circuit board connector - FKCS 2,5/ 9-ST - 1974805

Please be informed that the data shown in this PDF Document is generated from our Online Catalog. Please find the complete data in the user's documentation. Our General Terms of Use for Downloads are valid (<http://phoenixcontact.com/download>)

PCB connector, nominal current: 12 A, number of positions: 9, pitch: 5 mm, connection method: Push-in spring connection, color: green, contact surface: Tin




The figure shows a 10-position version of the product

Your advantages

- ✓ Time saving push-in connection, tools not required
- ✓ Clamping space opened by means of fixed screwdriver enables convenient conductor connection
- ✓ Quick and convenient testing using integrated test option
- ✓ Can be combined with the MSTB 2,5 range



Key Commercial Data

Packing unit	1 pc
Minimum order quantity	50 pc
GTIN	 4 017918 971168
GTIN	4017918971168
Weight per Piece (excluding packing)	15.700 g
Custom tariff number	85366990
Country of origin	Germany

Technical data

Dimensions

Length [l]	25.23 mm
Width [w]	45.1 mm
Height [h]	15 mm
Pitch	5 mm

Printed-circuit board connector - FKCS 2,5/ 9-ST - 1974805

Technical data

Dimensions

Dimension a	40 mm
-------------	-------

General

Range of articles	FKCS 2,5/...-ST
Number of positions	9
Connection method	Push-in spring connection
Insulating material group	I
Rated surge voltage (III/3)	4 kV
Rated surge voltage (III/2)	4 kV
Rated surge voltage (II/2)	4 kV
Rated voltage (III/3)	250 V
Rated voltage (III/2)	320 V
Rated voltage (II/2)	630 V
Connection in acc. with standard	EN-VDE
Nominal current I_N	12 A
Nominal cross section	2.5 mm ²
Maximum load current	12 A
Insulating material	PA
Flammability rating according to UL 94	V0
Internal cylindrical gage	A2
Stripping length	10 mm

Connection data

Conductor cross section solid min.	0.2 mm ²
Conductor cross section solid max.	2.5 mm ²
Conductor cross section flexible min.	0.2 mm ²
Conductor cross section flexible max.	2.5 mm ²
Conductor cross section flexible, with ferrule without plastic sleeve min.	0.25 mm ²
Conductor cross section flexible, with ferrule without plastic sleeve max.	2.5 mm ²
Conductor cross section flexible, with ferrule with plastic sleeve min.	0.25 mm ²
Conductor cross section flexible, with ferrule with plastic sleeve max.	2.5 mm ²
Conductor cross section AWG min.	24
Conductor cross section AWG max.	12
2 conductors with same cross section, stranded, TWIN ferrules with plastic sleeve, min.	0.5 mm ²
2 conductors with same cross section, stranded, TWIN ferrules with plastic sleeve, max.	1.5 mm ²
Minimum AWG according to UL/CUL	26
Maximum AWG according to UL/CUL	12

Printed-circuit board connector - FKCS 2,5/ 9-ST - 1974805

Technical data

Standards and Regulations

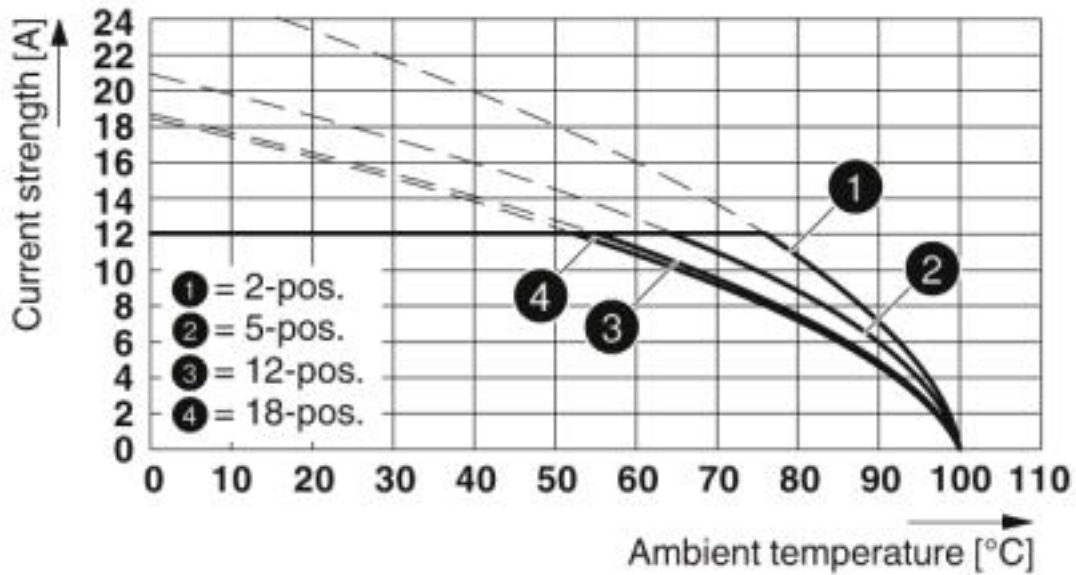
Connection in acc. with standard	EN-VDE
	CUL
Flammability rating according to UL 94	V0

Environmental Product Compliance

China RoHS	Environmentally friendly use period: unlimited = EFUP-e
	No hazardous substances above threshold values

Drawings

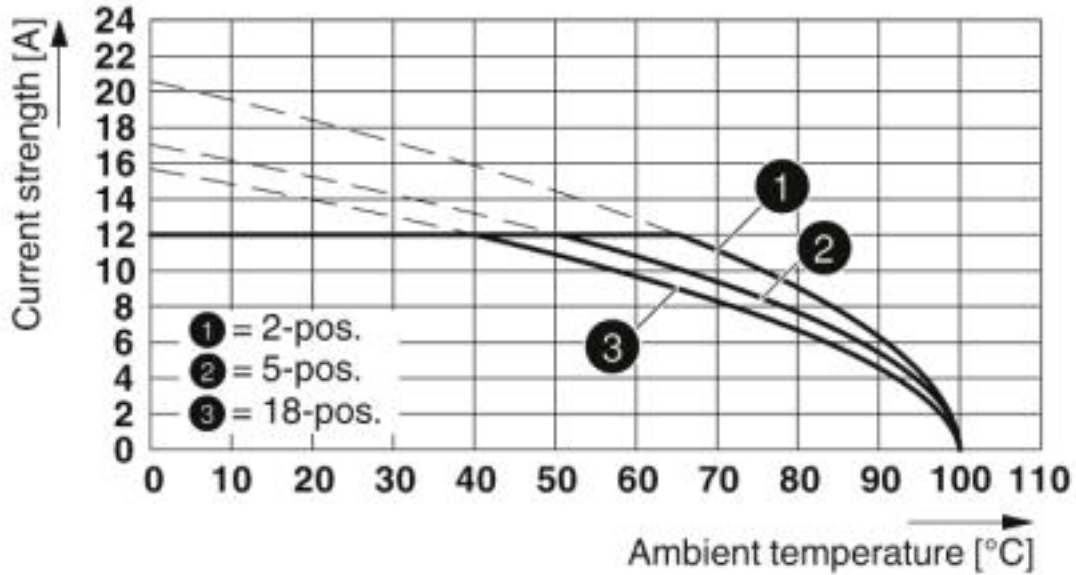
Diagram



Type: FKCS 2,5/...-ST with MSTB 2,5/...-G

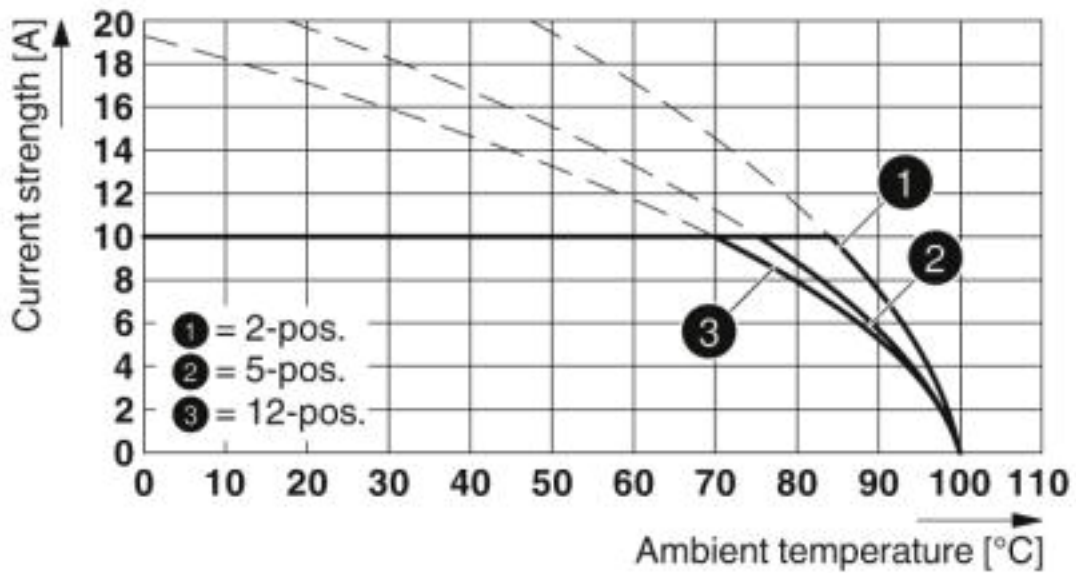
Printed-circuit board connector - FKCS 2,5/ 9-ST - 1974805

Diagram



Type: FKCS 2,5/...-ST with MSTBV 2,5/...-G

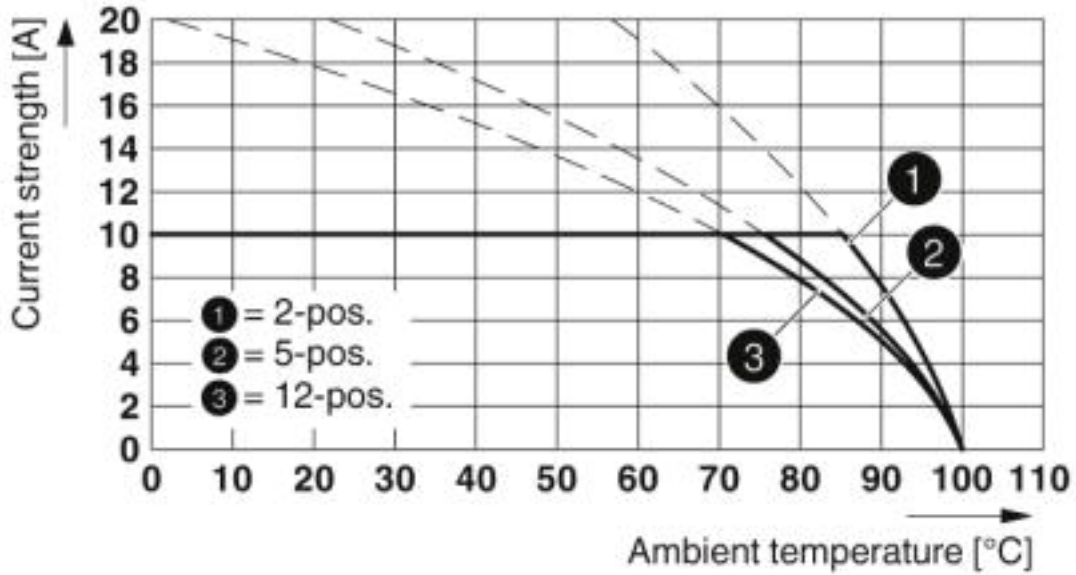
Diagram



Type: FKCS 2,5/...-ST with MDSTB 2,5/...-G

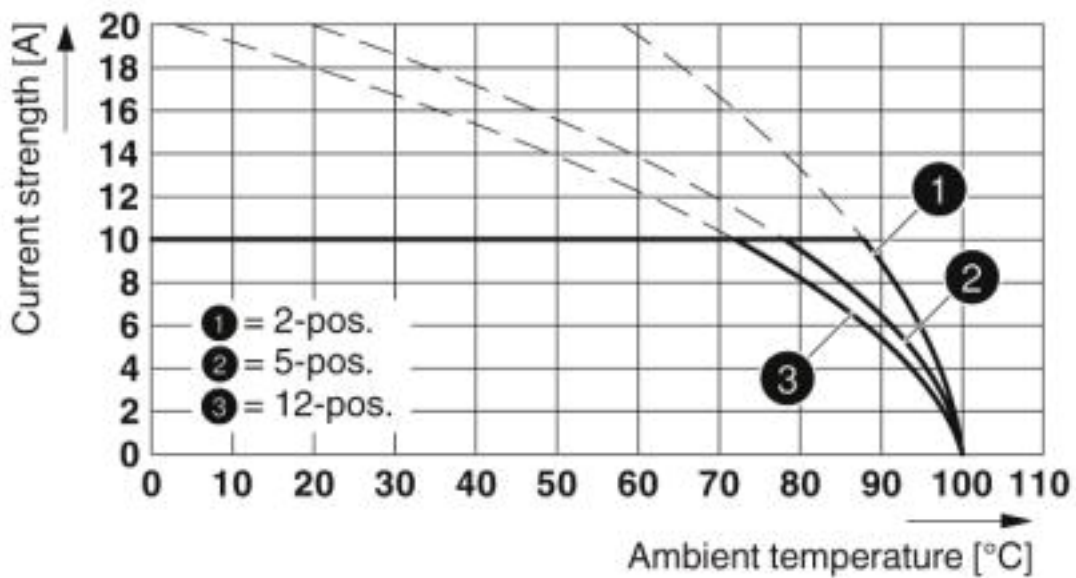
Printed-circuit board connector - FKCS 2,5/ 9-ST - 1974805

Diagram



Type: FKCS 2,5/...-ST with MDSTBW 2,5/...-G

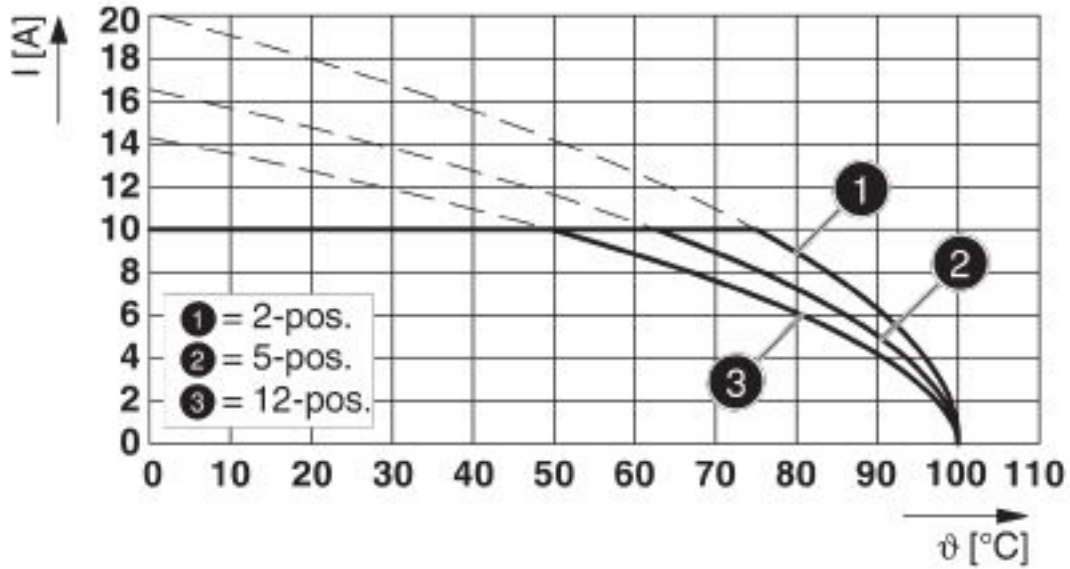
Diagram



Type: FKCS 2,5/...-ST with MDSTBA 2,5/...-G

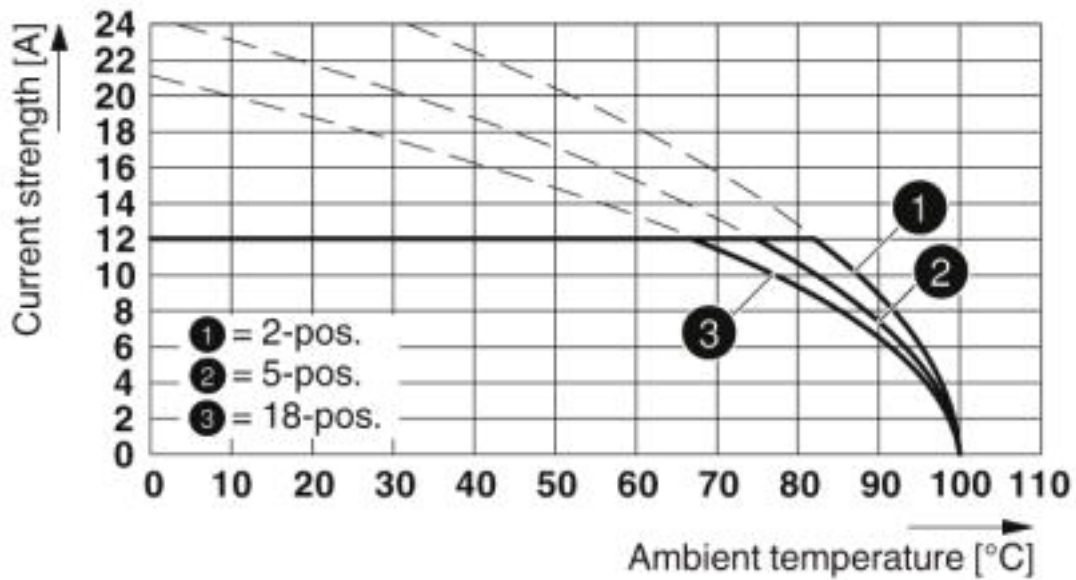
Printed-circuit board connector - FKCS 2,5/ 9-ST - 1974805

Diagram



Type: FKCS 2,5/...-ST with MDSTBVA 2,5/...-G

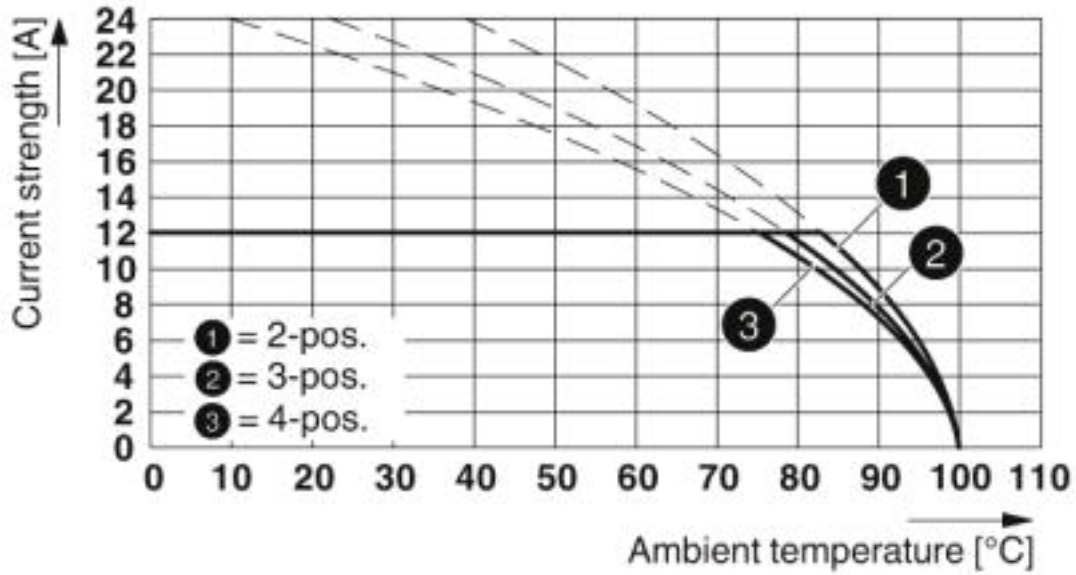
Diagram



Type: FKCS 2,5/...-ST with SMSTBA 2,5/...-G

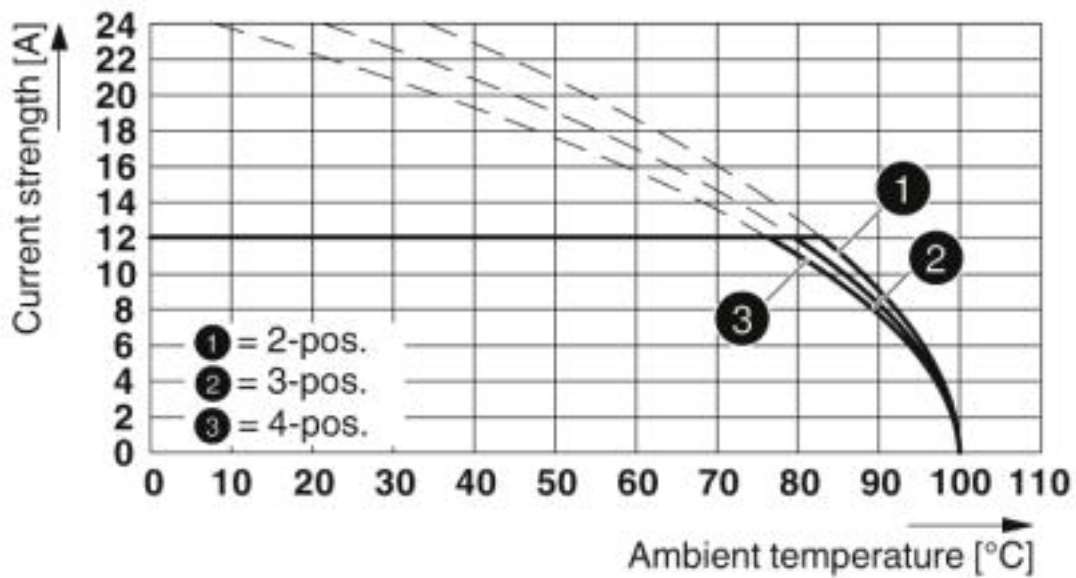
Printed-circuit board connector - FKCS 2,5/ 9-ST - 1974805

Diagram



Type: FKCS 2,5/...-ST with MSTBO 2,5/...-G1R

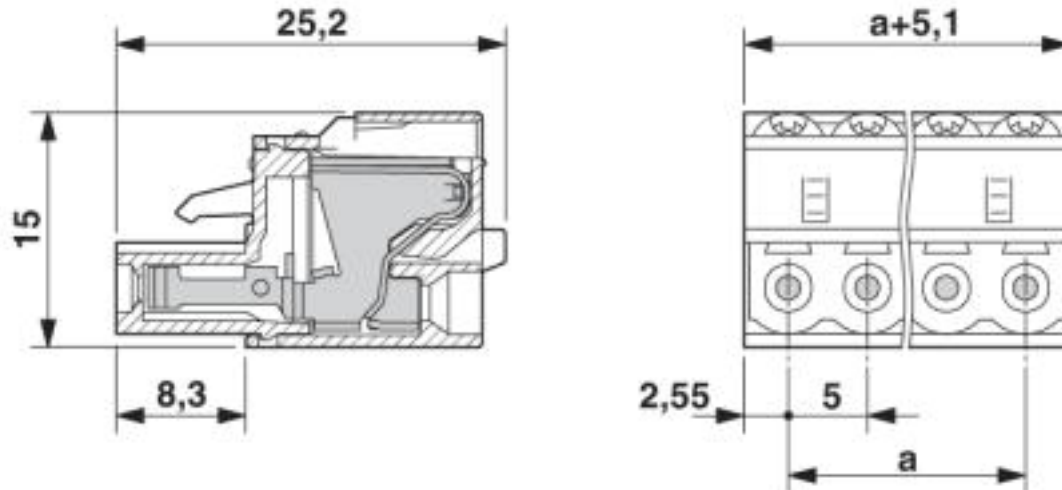
Diagram



Type: FKCS 2,5/...-ST with MSTBO 2,5/...-G1L

Printed-circuit board connector - FKCS 2,5/ 9-ST - 1974805

Dimensional drawing



Classifications

eCl@ss

eCl@ss 4.0	27260700
eCl@ss 4.1	27260700
eCl@ss 5.0	27260700
eCl@ss 5.1	27260700
eCl@ss 6.0	27260700
eCl@ss 7.0	27440309
eCl@ss 8.0	27440309
eCl@ss 9.0	27440309

ETIM

ETIM 3.0	EC001121
ETIM 4.0	EC002638
ETIM 5.0	EC002638
ETIM 6.0	EC002638
ETIM 7.0	EC002638

UNSPSC

UNSPSC 6.01	30211810
UNSPSC 7.0901	39121409
UNSPSC 11	39121409
UNSPSC 12.01	39121409
UNSPSC 13.2	39121409

Printed-circuit board connector - FKCS 2,5/ 9-ST - 1974805

Approvals


Approvals


Approvals


IECEE CB Scheme / VDE Gutachten mit Fertigungsüberwachung / EAC / cULus Recognized


Ex Approvals

Approval details

IECEE CB Scheme		http://www.iecee.org/	DE1-60988-B1B2
Nominal voltage UN	250 V		
Nominal current IN	12 A		
mm ² /AWG/kcmil	0.2-2.5		

VDE Gutachten mit Fertigungsüberwachung		http://www2.vde.com/de/Institut/Online-Service/VDE-gepruefteProdukte/Seiten/Online-Suche.aspx	40004701
Nominal voltage UN	250 V		
Nominal current IN	12 A		
mm ² /AWG/kcmil	0.2-2.5		

EAC		B.01742
-----	---	---------

cULus Recognized		http://database.ul.com/cgi-bin/XYV/template/LISEXT/1FRAME/index.htm	E60425-19931011
	B	D	
Nominal voltage UN	300 V	300 V	
Nominal current IN	10 A	10 A	
mm ² /AWG/kcmil	26-12	26-12	

Printed-circuit board connector - FKCS 2,5/ 9-ST - 1974805

Accessories

Accessories

Coding element

Coding profile - CP-MSTB - 1734634



Coding profile, is inserted into the slot on the plug or inverted header, red insulating material

Labeled terminal marker

Marker card - SK 5/3,8:FORTL.ZAHLEN - 0804183



Marker card, Card, white, labeled, Horizontal: consecutive numbers 1 ... 10, 11 ... 20, etc. up to 91 ... (99)100, mounting type: adhesive, for terminal block width: 5 mm, lettering field size: 5 x 3.8 mm

Screwdriver tools

Screwdriver - SZS 0,6X3,5 - 1205053



Actuation tool, for ST terminal blocks, insulated, also suitable for use as a bladed screwdriver, size: 0.6 x 3.5 x 100 mm, 2-component grip, with non-slip grip

Strain relief

Strain relief - STZ 4-FKC-5,08 - 1876877



Strain relief for snapping into the latching chambers of the plugs, 4-pos.

Printed-circuit board connector - FKCS 2,5/ 9-ST - 1974805

Accessories

Strain relief - STZ 8-FKC-5,08 - 1876880



Strain relief for snapping into the latching chambers of the plug components, 8-pos.

Test plug terminal block

Test plugs - MPS-MT - 0201744



Test plugs, with solder connection up to 1 mm² conductor cross section, color: gray

Reducing plug - RPS - 0201647



Reducing plug, color: gray

Additional products

Feed-through header - MSTBW 2,5/ 9-G - 1736043



PCB headers, nominal current: 12 A, number of positions: 9, pitch: 5 mm, color: green, contact surface: Tin, mounting: Wave soldering

Feed-through header - MSTBV 2,5/ 9-G - 1753576



PCB headers, nominal current: 12 A, number of positions: 9, pitch: 5 mm, color: green, contact surface: Tin, mounting: Wave soldering

Printed-circuit board connector - FKCS 2,5/ 9-ST - 1974805

Accessories

Feed-through header - MSTB 2,5/ 9-G - 1754575

PCB headers, nominal current: 12 A, number of positions: 9, pitch: 5 mm, color: green, contact surface: Tin, mounting: Wave soldering



Printed-circuit board connector - MSTBVA 2,5/ 9-G - 1755587

PCB headers, nominal current: 12 A, number of positions: 9, pitch: 5 mm, color: green, contact surface: Tin, mounting: Wave soldering



Printed-circuit board connector - MSTBA 2,5/ 9-G - 1757530

PCB headers, nominal current: 12 A, number of positions: 9, pitch: 5 mm, color: green, contact surface: Tin, mounting: Wave soldering



Feed-through header - MDSTB 2,5/ 9-G1 - 1762761

PCB headers, nominal current: 10 A, number of positions: 9, pitch: 5 mm, color: green, contact surface: Tin, mounting: Wave soldering, In combination with MVSTB or FKCV plug components, both an MVSTBW (or FKCVW) and an MVSTBR plug (or FKCVR) must be used. Combination with TMSTBP plug components is not possible!



Feed-through header - MDSTBV 2,5/ 9-G1 - 1762910

PCB headers, nominal current: 10 A, number of positions: 9, pitch: 5 mm, color: green, contact surface: Tin, mounting: Wave soldering, In combination with MVSTB or FKCV plug components, both an MVSTBW (or FKCVW) and an MVSTBR plug (or FKCVR) must be used. Combination with TMSTBP plug components is not possible!



Printed-circuit board connector - FKCS 2,5/ 9-ST - 1974805

Accessories

Feed-through header - MSTB 2,5/ 9-G-LA - 1768257



PCB headers, nominal current: 12 A, number of positions: 9, pitch: 5 mm, color: green, contact surface: Tin, mounting: Wave soldering

Printed-circuit board connector - SMSTB 2,5/ 9-G - 1769308



PCB headers, nominal current: 12 A, number of positions: 9, pitch: 5 mm, color: green, contact surface: Tin, mounting: Wave soldering

Feed-through header - SMSTBA 2,5/ 9-G - 1769874



PCB headers, nominal current: 12 A, number of positions: 9, pitch: 5 mm, color: green, contact surface: Tin, mounting: Wave soldering

Feed-through header - MSTBA 2,5/ 9-G-LA - 1770559



PCB headers, nominal current: 12 A, number of positions: 9, pitch: 5 mm, color: green, contact surface: Tin, mounting: Wave soldering

Feed-through header - MDSTBVA 2,5/ 9-G - 1845853



PCB headers, nominal current: 10 A, number of positions: 9, pitch: 5 mm, color: green, contact surface: Tin, mounting: Wave soldering, The article can be aligned to create different nos. of positions! In combination with MVSTB or FKCV plug components, both an MVSTBW (or FKCVW) and an MVSTBR plug (or FKCVR) must be used. Combination with TMSTBP plug components is not possible!

Printed-circuit board connector - FKCS 2,5/ 9-ST - 1974805

Accessories

Feed-through header - MDSTBV 2,5/ 9-G - 1846001



PCB headers, nominal current: 10 A, number of positions: 9, pitch: 5 mm, color: green, contact surface: Tin, mounting: Wave soldering, Can be aligned! Mounting flange: Order No. 1836477, 1836480. In combination with MVSTB or FKCV plug components, both an MVSTBW (or FKCVW) and an MVSTBR plug (or FKCVR) must be used. Combination with TMSTBP plug components is not possible!

Feed-through header - MDSTB 2,5/ 9-G - 1846438



PCB headers, nominal current: 10 A, number of positions: 9, pitch: 5 mm, color: green, contact surface: Tin, mounting: Wave soldering, Can be aligned! Mounting flange: Order No. 1736771, 1736768. In combination with MVSTB or FKCV plug components, both an MVSTBW (or FKCVW) and an MVSTBR plug (or FKCVR) must be used. Combination with TMSTBP plug components is not possible!

Feed-through header - MDSTBA 2,5/ 9-G - 1846580



PCB headers, nominal current: 10 A, number of positions: 9, pitch: 5 mm, color: green, contact surface: Tin, mounting: Wave soldering, The article can be aligned to create different nos. of positions! In combination with MVSTB or FKCV plug components, both an MVSTBW (or FKCVW) and an MVSTBR plug (or FKCVR) must be used. Combination with TMSTBP plug components is not possible!

Feed-through header - MDSTBW 2,5/ 9-G - 1846881



PCB headers, nominal current: 10 A, number of positions: 9, pitch: 5 mm, color: green, contact surface: Tin, mounting: Wave soldering, The article can be aligned to create different nos. of positions! In combination with MVSTB or FKCV plug components, both an MVSTBW (or FKCVW) and an MVSTBR plug (or FKCVR) must be used. Combination with TMSTBP plug components is not possible!