

High Current Connectors - UHV150-AS/AS - 2130033

Please be informed that the data shown in this PDF Document is generated from our Online Catalog. Please find the complete data in the user's documentation. Our General Terms of Use for Downloads are valid (<http://phoenixcontact.com/download>)



Universal terminal block with bolt connection, cross section: 50 ... 150 mm², width: 46 mm, color: gray


The illustration shows a combination of versions UHV 150-AS/AS, UHV 150-KH/AS and UHV 150-KH/KH

Product Features

- The comprehensive range of accessories, such as the connection rail for cross connection, ensures safe and user-friendly wiring of conductors up to 240 mm²
- Versions are available with a cable lug or direct connection and there is a mixed version of both connection methods
- The UHV ... high-current connectors are available in several versions



Key Commercial Data

Packing unit	1 pc
GTIN	 4 017918 052812
Weight per Piece (excluding packing)	334.0 g
Custom tariff number	85369010
Country of origin	India

Technical data

General

Number of levels	1
Number of connections	2
Nominal cross section	150 mm ²
Color	gray
Insulating material	PA-F
Flammability rating according to UL 94	V2

High Current Connectors - UHV150-AS/AS - 2130033

Technical data

General

Rated surge voltage	8 kV
Degree of pollution	3
Overvoltage category	III
Insulating material group	II
Connection in acc. with standard	IEC 60947-7-1
Nominal current I _N	309 A
Maximum load current	309 A (with 150 mm ² conductor cross section)
Nominal voltage U _N	1000 V
Open side panel	No
Result of surge voltage test	Test passed
Surge voltage test setpoint	9.8 kV
Result of power-frequency withstand voltage test	Test passed
Power frequency withstand voltage setpoint	2.2 kV
Result of the test for mechanical stability of terminal points (5 x conductor connection)	Test passed
Result of tight fit on support	Test passed
Tight fit on carrier	NS 32/NS 35
Setpoint	15 N
Result of voltage-drop test	Test passed
Requirements, voltage drop	≤ 3.2 mV
Result of temperature-rise test	Test passed
Short circuit stability result	Test passed
Conductor cross section short circuit testing	150 mm ²
Short-time current	18 kA
Result of thermal test	Test passed
Proof of thermal characteristics (needle flame) effective duration	30 s
Relative insulation material temperature index (Elec., UL 746 B)	125 °C
Temperature index of insulation material (DIN EN 60216-1 (VDE 0304-21))	125 °C

Dimensions

Length	110 mm
Width	46 mm
Height NS 35/15	56 mm

Connection data

Conductor cross section solid min.	35 mm ²
Conductor cross section solid max.	150 mm ²
Conductor cross section flexible min.	50 mm ²
Conductor cross section flexible max.	150 mm ²

High Current Connectors - UHV150-AS/AS - 2130033

Technical data

Connection data

Conductor cross section AWG min.	2
Conductor cross section AWG max.	300 kcmil
Stripping length	34 mm
Tightening torque, min	25 Nm
Tightening torque max	30 Nm
Connection method	Bolt connection
Connection in acc. with standard	DIN 46,235
Min. cross section	25 mm ²
Max. cross section	150 mm ²
Hole diameter	13 mm
Bolt diameter	12 mm
Bolt thread	M12
Tightening torque, min	25 Nm
Tightening torque max	30 Nm
Connection in acc. with standard	DIN 46 234
Min. cross section	10 mm ²
Max. cross section	150 mm ²
Hole diameter	13 mm
Bolt diameter	12 mm
Bolt thread	M12
Tightening torque, min	25 Nm
Tightening torque max	30 Nm
Power rail	35 mm x 5 mm

Standards and Regulations

Connection in acc. with standard	CSA
	IEC 60947-7-1
	DIN 46,235
	DIN 46 234
Flammability rating according to UL 94	V2

Classifications

eCl@ss

eCl@ss 4.0	27141120
eCl@ss 4.1	27141120
eCl@ss 5.0	27141120
eCl@ss 5.1	27141120

High Current Connectors - UHV150-AS/AS - 2130033

Classifications

eCl@ss

eCl@ss 6.0	27141120
eCl@ss 7.0	27141120
eCl@ss 8.0	27141120
eCl@ss 9.0	27141120

ETIM

ETIM 2.0	EC000897
ETIM 3.0	EC000897
ETIM 4.0	EC000897
ETIM 5.0	EC000897

UNSPSC

UNSPSC 6.01	30211811
UNSPSC 7.0901	39121410
UNSPSC 11	39121410
UNSPSC 12.01	39121410
UNSPSC 13.2	39121410

Approvals

Approvals


Approvals

CSA / UL Recognized / RS / PRS / EAC / EAC

Ex Approvals

Approvals submitted

Approval details

CSA 	B	C
	mm ² /AWG/kcmil	2-300

High Current Connectors - UHV150-AS/AS - 2130033

Approvals

	B	C
Nominal current I _N	275 A	275 A
Nominal voltage U _N	600 V	600 V

UL Recognized

	B	C
mm ² /AWG/kcmil	2-300	2-300
Nominal current I _N	285 A	285 A
Nominal voltage U _N	600 V	600 V

RS

PRS

EAC

EAC

Drawings

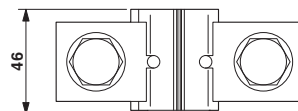
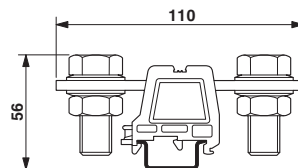
Pictogram



Circuit diagram

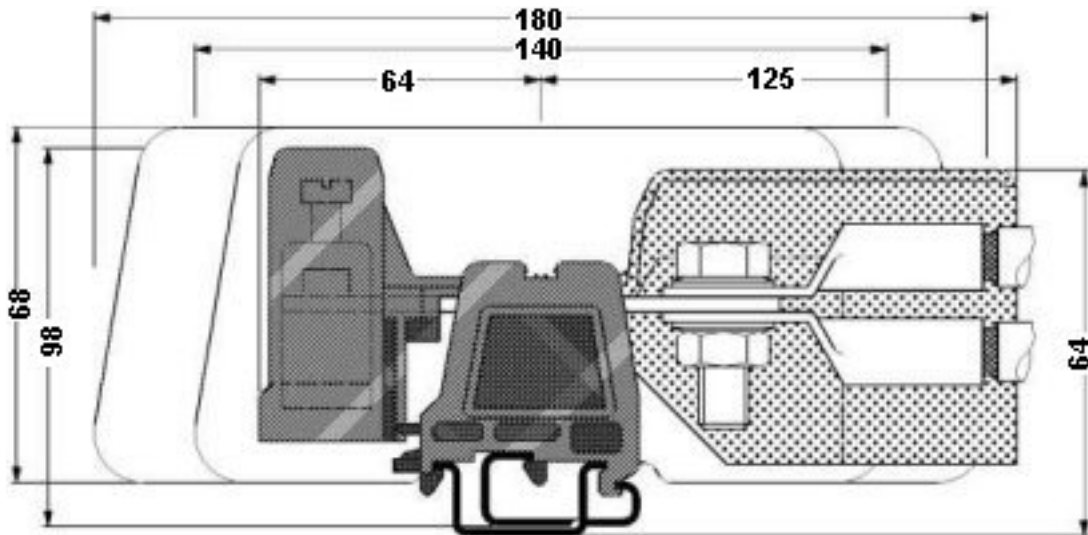


Dimensional drawing

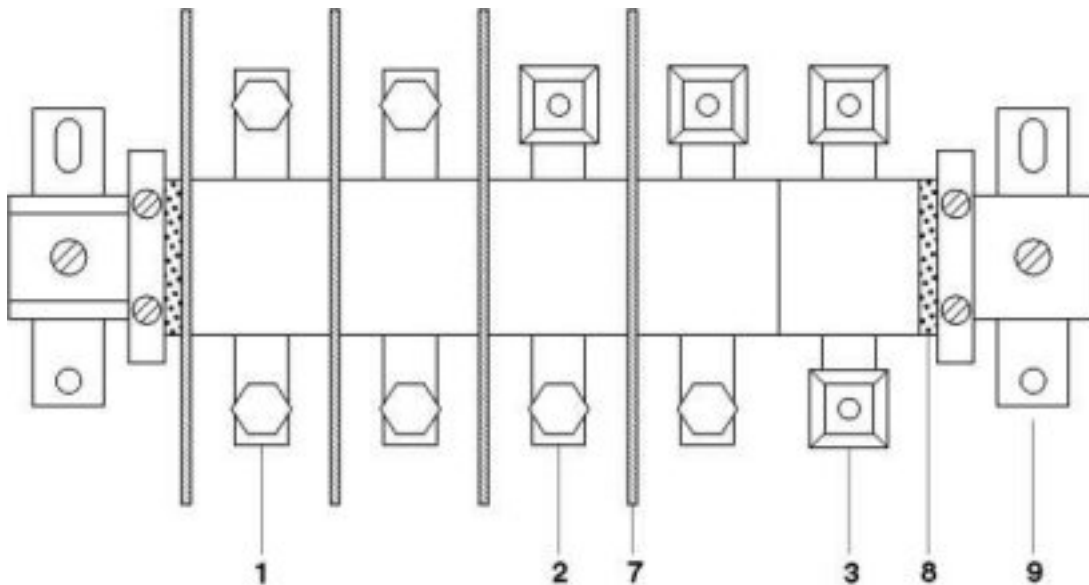


High Current Connectors - UHV150-AS/AS - 2130033

Dimensional drawing



Circuit diagram



- 1 = high current connector, AS screw set on both sides
- 2 = high current connector, terminal sleeve KH on one side, screw set AS on the other side
- 3 = high current connector, terminal sleeves KH on both sides, for direct cable connection
- 7 = separating plate
- 8 = end piece
- 9 = flat bracket