

Inline terminal - IB IL 24 PWR IN/R/L-0.8A-PAC - 2693020

Please be informed that the data shown in this PDF Document is generated from our Online Catalog. Please find the complete data in the user's documentation. Our General Terms of Use for Downloads are valid (<http://phoenixcontact.com/download>)



Inline boost terminal for the communications power U_L of 0.8 A, complete with accessories (connectors and labeling field)

Product Description


The terminal is designed for use within an Inline station.

If the maximum load of the bus coupler for the communications power (U_L) is reached, this terminal can be used to provide this voltage again. To do this, apply a 24 V DC voltage (U_{24V}) to the terminal. The communications power (U_L) is generated from this voltage.

Your advantages

- ✓ Supply of the 24 V voltage for generating the communications power (U_L) up to 0.8 A
- ✓ From hardware version 00, approved for use in potentially explosive areas of zone 2

Key Commercial Data

Packing unit	1 pc
GTIN	 4 046356 447416
GTIN	4046356447416
Weight per Piece (excluding packing)	80.000 g
Custom tariff number	85389099
Country of origin	Germany

Technical data

Note

Utilization restriction	EMC: class A product, see manufacturer's declaration in the download area
-------------------------	---

Dimensions

Width	12.2 mm
-------	---------

Inline terminal - IB IL 24 PWR IN/R/L-0.8A-PAC - 2693020

Technical data

Dimensions

Height	119.8 mm
Depth	71.5 mm

Interfaces

Connection method	Inline data jumper
Interface	Inline local bus

Power supply

I/O voltage	24 V DC
I/O voltage range	19.2 V DC ... 30 V DC (including all tolerances, including ripple)
Max. current consumption	274 mA (at nominal voltage)
Fuse	electrical/thermal overload protection, included in scope of delivery

General

Type of protection	Surge protection
	Protection against polarity reversal (segment supply/main supply)
Weight	65 g
Number of plugs	1

Inline potentials

Designation	24 V supply (U_{24V}) for generating U_L
Supply voltage	24 V DC (via Inline connector)
Current consumption	min. 13 mA DC (at nominal voltage)
	max. 274 mA DC (at nominal voltage)
Designation	Communications power (U_L)
Supply voltage	7.5 V DC (via voltage jumper)
Power supply unit	max. 0.8 A DC
Power consumption	max. 0.6 W (entire device)

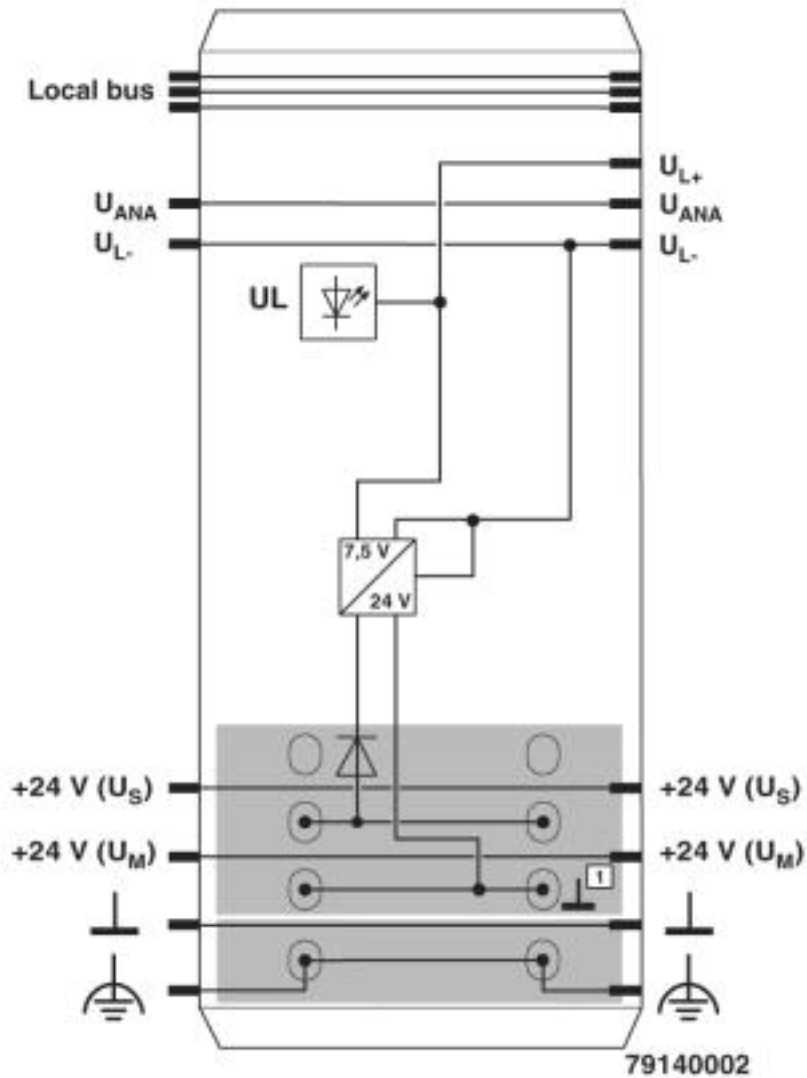
Environmental Product Compliance

REACH SVHC	Lead 7439-92-1
China RoHS	Environmentally friendly use period: unlimited = EFUP-e
	No hazardous substances above threshold values

Drawings

Inline terminal - IB IL 24 PWR IN/R/L-0.8A-PAC - 2693020

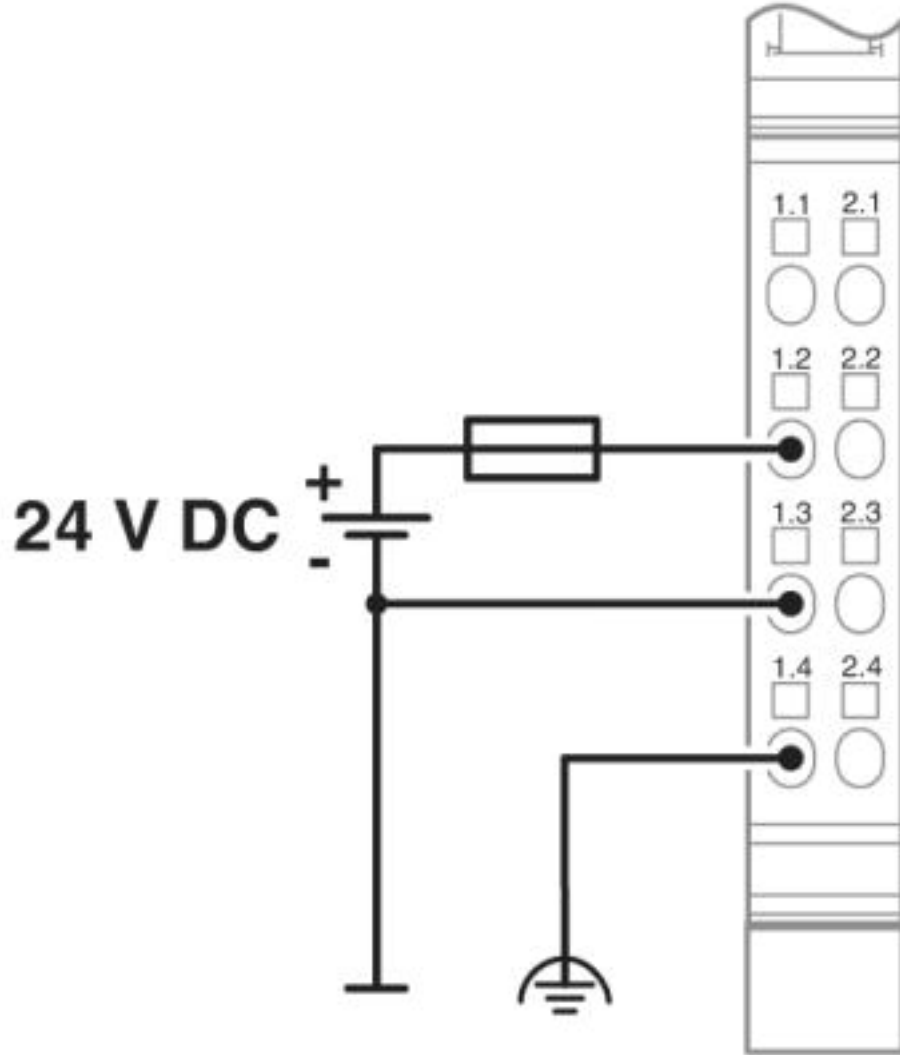
Block diagram



Internal wiring of the terminal points

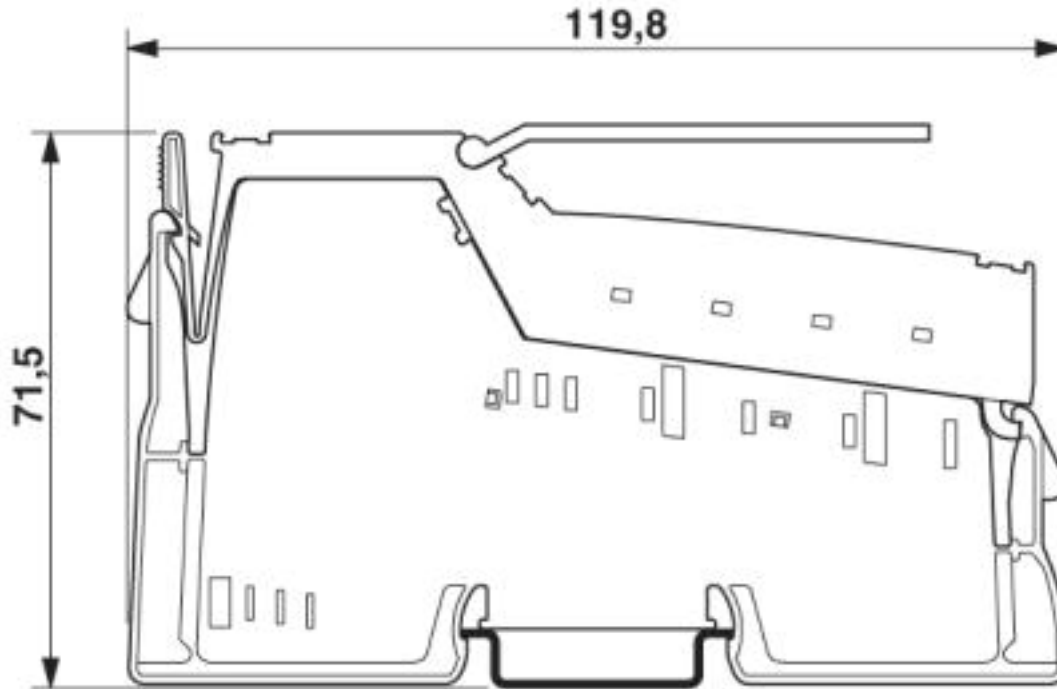
Inline terminal - IB IL 24 PWR IN/R/L-0.8A-PAC - 2693020

Connection diagram



Inline terminal - IB IL 24 PWR IN/R/L-0.8A-PAC - 2693020

Dimensional drawing



Classifications

eCl@ss

eCl@ss 10.0.1	27242610
eCl@ss 4.0	27240400
eCl@ss 4.1	27240400
eCl@ss 5.0	27242200
eCl@ss 5.1	27242600
eCl@ss 6.0	27242600
eCl@ss 7.0	27242610
eCl@ss 8.0	27242610
eCl@ss 9.0	27242610

ETIM

ETIM 3.0	EC001600
ETIM 4.0	EC001600
ETIM 5.0	EC001600
ETIM 6.0	EC001600
ETIM 7.0	EC001600

Inline terminal - IB IL 24 PWR IN/R/L-0.8A-PAC - 2693020

Classifications

UNSPSC

UNSPSC 6.01	43172015
UNSPSC 7.0901	43201404
UNSPSC 11	43172015
UNSPSC 12.01	43201404
UNSPSC 13.2	32151602
UNSPSC 18.0	32151602
UNSPSC 19.0	32151602
UNSPSC 20.0	32151602
UNSPSC 21.0	32151602

Approvals

Approvals

Approvals

DNV GL / BSH / BV / LR / ABS / BSH / RINA / UL Listed / cUL Listed / EAC / cULus Listed

Ex Approvals

ATEX

Approval details

DNV GL		https://approvalfinder.dnvgl.com/	TAA00002CU
--------	---	---	------------

BSH			Anwenderhinweis
-----	--	--	-----------------

BV		http://www.veristar.com/portal/veristarinfo/generalinfo/approved/approvedProducts/equipmentAndMaterials	20989/B2_BV
----	---	---	-------------

LR		http://www.lr.org/en	08/20033
----	---	---	----------

ABS		http://www.eagle.org/eagleExternalPortalWEB/	17-HG1621871-PDA
-----	--	---	------------------

Inline terminal - IB IL 24 PWR IN/R/L-0.8A-PAC - 2693020

Approvals

BSH			658
RINA		http://www.rina.org/en	ELE335818XG
UL Listed		http://database.ul.com/cgi-bin/XYV/template/LISEXT/1FRAME/index.htm	FILE E 140324
cUL Listed		http://database.ul.com/cgi-bin/XYV/template/LISEXT/1FRAME/index.htm	FILE E 140324
EAC			EAC-Zulassung
cULus Listed			

Accessories

Accessories

Labeling panel

Labeling field - IB IL FIELD 2 - 2727501

Labeling field, width: 12.2 mm



Plug

Inline terminal - IB IL 24 PWR IN/R/L-0.8A-PAC - 2693020

Accessories

Inline connector - IB IL SCN-PWR IN-CP - 2727637



Connector, colored, for Inline power and segment terminal blocks

Terminal marking

Insert strip - ESL 62X10 - 0809492



Insert strip, Sheet, white, unlabeled, can be labeled with: Office printing systems: Laser printer, mounting type: insert, lettering field size: 62 x 10 mm, Number of individual labels: 72