

Thermomagnetic device circuit breaker - CB TM1 8A F1 P - 2800864

Please be informed that the data shown in this PDF Document is generated from our Online Catalog. Please find the complete data in the user's documentation. Our General Terms of Use for Downloads are valid (<http://phoenixcontact.com/download>)



Thermomagnetic device circuit breaker, 1-pos., tripping characteristic F1 (fast-blow), 1 PDT contact, plug for base element.

The figure shows the CB TM1 0.5A F1 P version

Product Features

- ✓ Compact design with precise nominal current levels
- ✓ Modular expansion possible thanks to the uniform, plug-in housing concept
- ✓ Sophisticated remote signaling concept enables monitoring from any location
- ✓ Supply/remote signaling can be bridged with CLIPLINE complete accessories



Key commercial data

Packing unit	1 pc
Weight per Piece (excluding packing)	40.0 GRM
Custom tariff number	85362010
Country of origin	Germany

Technical data

General

Installation instructions	When mounted in rows, the nominal device current can be limited to just 80% or must be overdimensioned accordingly.
Inflammability class according to UL 94	V0
Mounting type	On base element
Color	gray
Number of positions	1
Insulating material group	II
Pollution degree	2
Type	Male

Thermomagnetic device circuit breaker - CB TM1 8A F1 P - 2800864

Technical data

Electrical data

Fuse type	fast blow
Rated surge voltage	2.5 kV (Increased insulation in actuation area)
Rated voltage	240 V AC (U _e according to IEC 60934)
	277 V AC (UL 1077)
	277 V AC (UL 508 - with plug-in base)
	50 V DC (IEC 60934)
	50 V DC (UL 1077)
	50 V DC (UL 508 - with plug-in base)
Rated current I _n	8 A (IEC 60934)
	8 A AC (inductive load according to UL 1077)
	8 A DC (low-induction load according to UL 1077)
	8 A AC (inductive load according to UL 508 - with plug-in base)
	8 A DC (low-induction load according to UL 508 - with plug-in base)
Rated insulation voltage U _i	277 V AC (UL 1077)
	250 V AC (IEC 60934)
Insulation resistance R _{iso}	> 100 MΩ (500 V DC)
Auxiliary circuit	277 V AC / 0.5 A (Low-induction)
	277 V AC / 1 A (Low-induction, maximum of 2000 cycles)
	50 V DC / 1 A (Low-induction)
Minimum auxiliary contact operating voltage	10 V
Maximum auxiliary contact operating voltage	240 V
	240 V
Minimum auxiliary contact operating current	10 mA
Maximum auxiliary contact operating current	1 A
Type of actuation	S type
Tripping method	TM (thermomagnetic)
Tripping level	Trip-free mechanism (positive)
Required backup fuse	32 A
Rated short-circuit switching capacity I _{cn}	300 A (240 V AC)
	600 A (50 V DC)
Dielectric strength	3000 V AC (Actuation area)
	1500 V AC (Main to auxiliary circuit)
	1500 V AC (Open main circuit)
	1000 V AC (Open auxiliary circuit)
Voltage drop	0.14 V (at 1 x I _n)
Cycles, max.	6000 (at 1 x I _n)
Contact type	1 PDT

Thermomagnetic device circuit breaker - CB TM1 8A F1 P - 2800864

Technical data

Dimensions

Height	45 mm
Width	12.3 mm
Depth	52 mm
Complete module height	90 mm
Complete module width	12.3 mm
Complete module depth	77.3 mm

Ambient conditions

Ambient temperature (operation)	-30 °C ... 60 °C
Ambient temperature (storage/transport)	-40 °C ... 80 °C
Degree of protection	IP30 (Actuation area)

Standards and Regulations

Standards/specifications	EN 60934
	UL 1077
	UL 508
	CSA 22.2 No. 235-041

Classifications

eCl@ss

eCl@ss 4.0	27141116
eCl@ss 4.1	27141116
eCl@ss 5.0	27141116
eCl@ss 5.1	27141116
eCl@ss 6.0	27141116
eCl@ss 7.0	27141116
eCl@ss 8.0	27141116

ETIM

ETIM 3.0	EC000899
ETIM 4.0	EC000899
ETIM 5.0	EC000899

UNSPSC

UNSPSC 6.01	30211812
UNSPSC 7.0901	39121411
UNSPSC 11	39121411
UNSPSC 12.01	39121411

Thermomagnetic device circuit breaker - CB TM1 8A F1 P - 2800864

Classifications

UNSPSC

UNSPSC 13.2	39121411
-------------	----------

Approvals

Approvals


Approvals


VDE Zeichengenehmigung / UL Recognized / cUL Recognized / GL / cULus Recognized


Ex Approvals

Approvals submitted


Approval details

VDE Zeichengenehmigung 

UL Recognized 

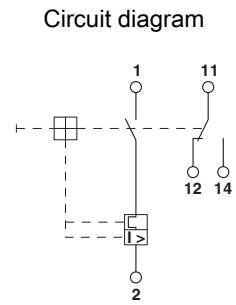
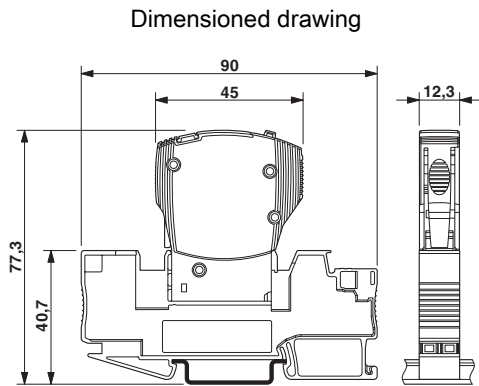
cUL Recognized 

GL

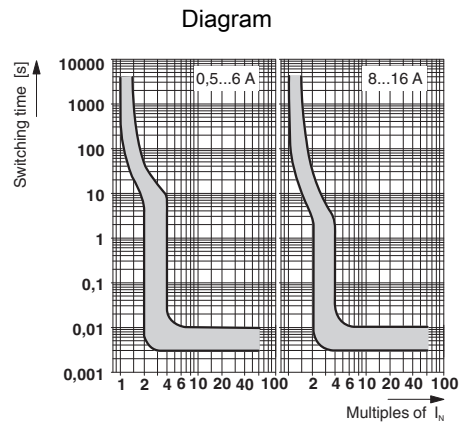
cULus Recognized 

Drawings

Thermomagnetic device circuit breaker - CB TM1 8A F1 P - 2800864



The figure shows the complete module consisting of a base element and connector



Trigger characteristic in the DC range

Thermomagnetic device circuit breaker - CB TM1 8A F1 P - 2800864

Application drawing

