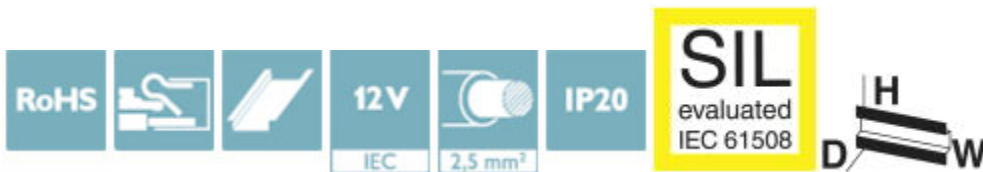


## Surge protection device - PT-IQ-1X2+F-12DC-PT - 2801254


Please be informed that the data shown in this PDF Document is generated from our Online Catalog. Please find the complete data in the user's documentation. Our General Terms of Use for Downloads are valid (<http://phoenixcontact.com/download>)



Surge protection, consisting of protective plug and base element, with integrated multi-stage status indicator on the module for one 2-wire floating signal circuit. Indirect grounding via gas-filled surge arrester.



### Key Commercial Data

Packing unit	1 pc
GTIN	 4 046356 766371
GTIN	4046356766371
Weight per Piece (excluding packing)	140.000 g
Custom tariff number	85363030
Country of origin	Germany

### Technical data

#### Dimensions

Height	109.3 mm
Width	17.7 mm
Depth	77.5 mm (incl. DIN rail 7.5 mm)
Horizontal pitch	1 Div.

#### Ambient conditions

Ambient temperature (operation)	-40 °C ... 70 °C
Ambient temperature (storage/transport)	-40 °C ... 85 °C
Altitude	≤ 4000 m (amsl (above mean sea level))
Degree of protection	IP20

## Surge protection device - PT-IQ-1X2+F-12DC-PT - 2801254

### Technical data

#### General

Housing material	PA 6.6
Flammability rating according to UL 94	V-0
Color	jet black RAL 9005
Mounting type	DIN rail: 35 mm
Type	DIN rail module, two-section, divisible
Direction of action	Line-Line & Line-Signal Ground/Shield & optional Signal Ground/Shield-Earth Ground

#### Additional descriptions

Note	Remote signaling as well as the power supply of the DIN rail connector are established by snapping the module into place on the DIN rail connector.
------	---

#### Protective circuit

IEC test classification	C1
	C2
	C3
	D1
Nominal voltage $U_N$	12 V DC
Maximum continuous voltage $U_C$	15 V DC
	10 V AC
Rated current	1000 mA (40 °C)
Operating effective current $I_C$ at $U_C$	$\leq 1$ mA (in the signal circuit)
Residual current $I_{PE}$	$\leq 1$ $\mu$ A
Nominal discharge current $I_n$ (8/20) $\mu$ s (line-line)	10 kA
Nominal discharge current $I_n$ (8/20) $\mu$ s (line-earth)	10 kA
Nominal discharge current $I_n$ (8/20) $\mu$ s (line-signal ground)	10 kA
Pulse discharge current $I_{imp}$ (10/350) $\mu$ s (line-earth)	2.5 kA
Total discharge current $I_{total}$ (8/20) $\mu$ s	20 kA
Voltage protection level $U_p$ (line-line)	$\leq 65$ V (C1 - 1 kV/500 A)
	$\leq 95$ V (C2 - 10 kV / 5 kA)
	$\leq 35$ V (C3 - 25 A)
	$\leq 40$ V (C3 - 50 A)
Voltage protection level $U_p$ (line-earth)	$\leq 900$ V (C1 - 1 kV/500 A)
	$\leq 1300$ V (C2 - 10 kV / 5 kA)
	$\leq 1000$ V (C3 - 25 A)
	$\leq 1300$ V (C3 - 100 A)
Voltage protection level $U_p$ (line-signalground)	$\leq 600$ V (C1 - 1 kV/500 A)
	$\leq 750$ V (C2 - 10 kV / 5 kA)

## Surge protection device - PT-IQ-1X2+F-12DC-PT - 2801254

### Technical data

#### Protective circuit

	≤ 700 V (C3 - 25 A)
	≤ 800 V (C3 - 100 A)
Voltage protection level $U_p$ static (line-line)	≤ 45 V (C1 - 1 kV/500 A)
Voltage protection level $U_p$ static (line-earth)	≤ 60 V (C3 - 25 A)
Voltage protection level $U_p$ static (line-signalground)	≤ 60 V (C2 - 10 kV / 5 kA)
	≤ 40 V (C3 - 25 A)
	≤ 100 V (C3 - 100 A)
Response time $t_A$ (line-line)	≤ 1 ns
Response time $t_A$ (line-signalground)	≤ 100 ns
Response time $t_A$ (line-earth)	≤ 100 ns
Input attenuation aE, sym.	typ. 0.3 dB (≤ 95 kHz/150 Ω)
Cut-off frequency $f_g$ (3 dB), sym. in 150 Ohm system	typ. 600 kHz
Capacity (line-line)	typ. 4 nF
Resistance per path	1.2 Ω ±5 %
Surge protection fault message	Optical, multi-stage
Max. required back-up fuse	1 A (FF)
Impulse durability (line-line)	C1 - 1 kV / 500 A
	C2 - 10 kV / 5 kA
	C2 - 10 kA
	C3 - 50 A
Impulse durability (line-earth)	C1 - 1 kV / 500 A
	C2 - 10 kV / 5 kA
	C2 - 10 kA
	C3 - 100 A
	D1 - 2.5 kA
Impulse durability (line-signalground)	C1 - 1 kV / 500 A
	C2 - 10 kV / 5 kA
	C2 - 10 kA
	C3 - 100 A
Pulse reset time (line-line)	≤ 25 ms
Pulse reset time (line-earth)	≤ 50 ms
Pulse reset time (line-signalground)	≤ 50 ms

#### Connection data

Connection method	Push-in connection
Stripping length	10 mm
Conductor cross section flexible	0.2 mm <sup>2</sup> ... 2.5 mm <sup>2</sup>

# Surge protection device - PT-IQ-1X2+F-12DC-PT - 2801254

## Technical data

### Connection data

Conductor cross section solid	0.2 mm <sup>2</sup> ... 4 mm <sup>2</sup>
Conductor cross section AWG	24 ... 12

### Connection, equipotential bonding

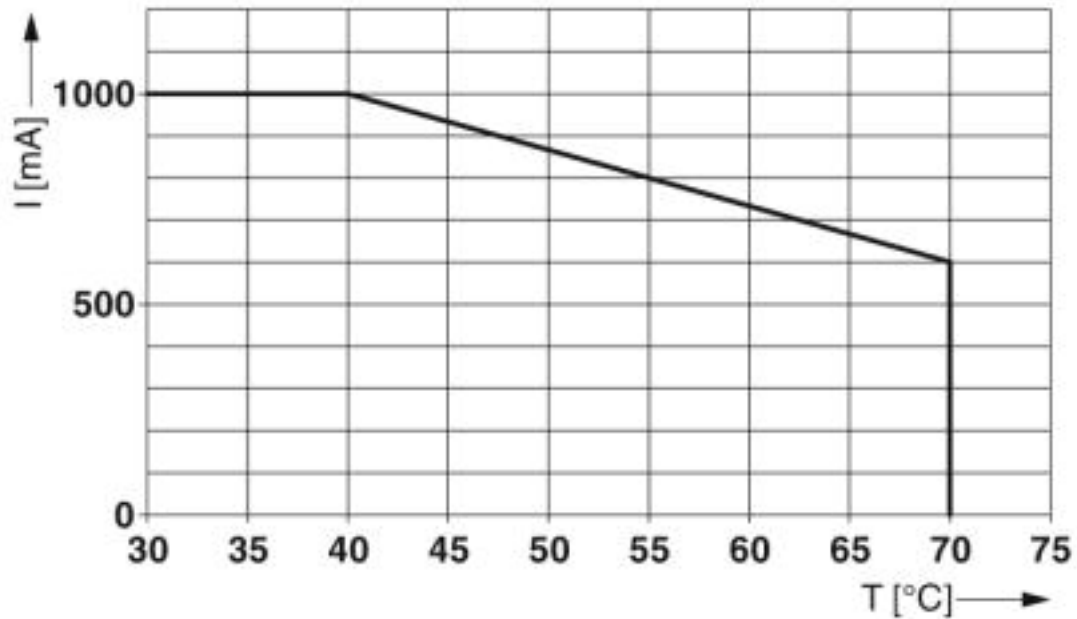
Connection method	DIN rail NS35
-------------------	---------------

### Standards and Regulations

Standards/specifications	IEC 61643-21 2000 + A1:2008 + A2:2012
	EN 61643-21 2001 + A1:2009 + A2:2013
	EN 61000-6-2 2005
	EN 61000-6-3 2007 + A1:2011

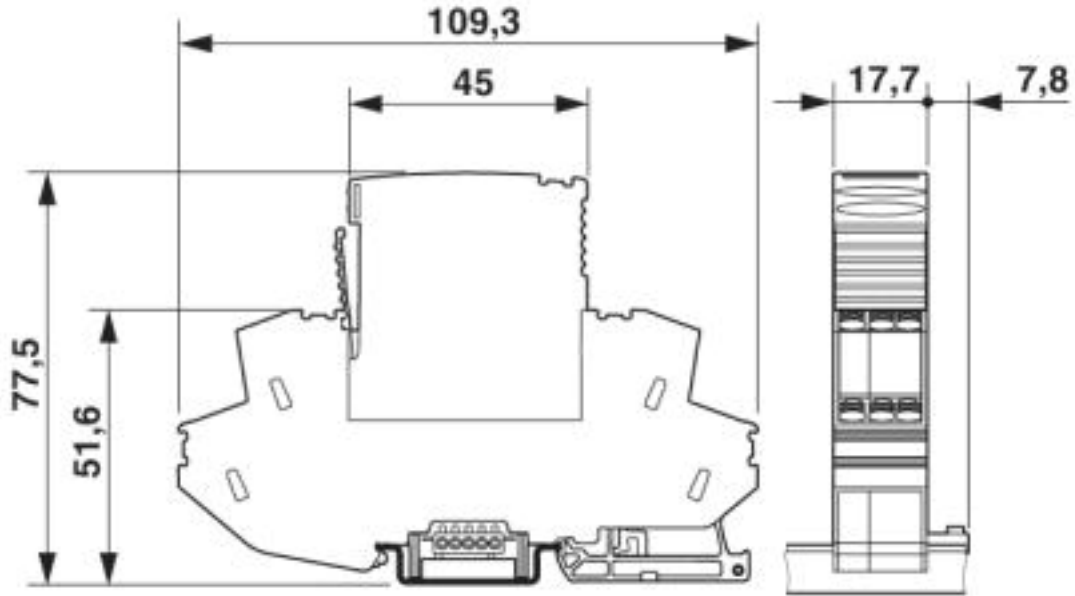
## Drawings

Diagram

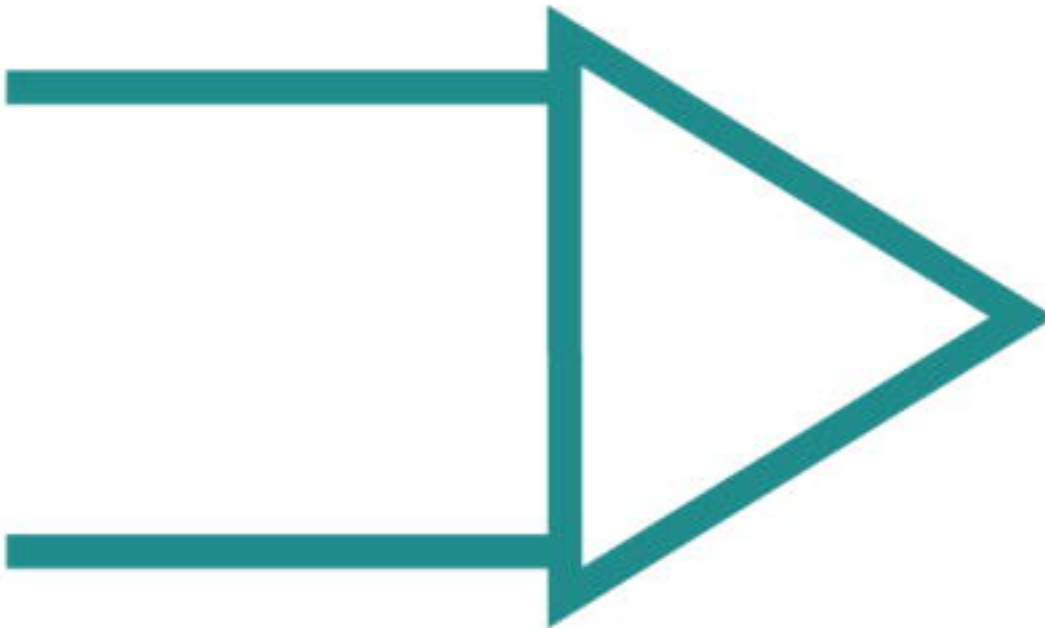


# Surge protection device - PT-IQ-1X2+F-12DC-PT - 2801254

Dimensional drawing

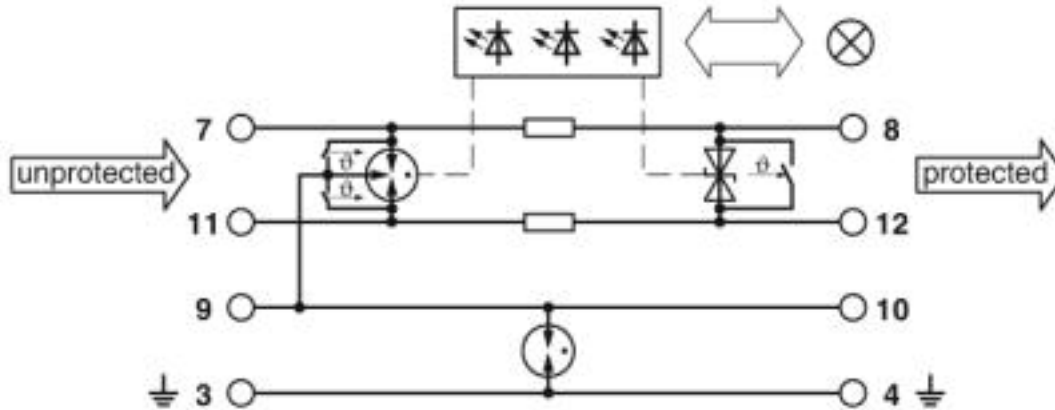


Pictogram



## Surge protection device - PT-IQ-1X2+F-12DC-PT - 2801254

Circuit diagram



### Classifications

#### eCl@ss

eCl@ss 4.0	27140201
eCl@ss 4.1	27130801
eCl@ss 5.0	27130801
eCl@ss 5.1	27130800
eCl@ss 6.0	27130800
eCl@ss 7.0	27130807
eCl@ss 8.0	27130807
eCl@ss 9.0	27130807

#### ETIM

ETIM 3.0	EC000943
ETIM 4.0	EC000943
ETIM 5.0	EC000943
ETIM 6.0	EC000943

#### UNSPSC

UNSPSC 6.01	30212010
UNSPSC 7.0901	39121610
UNSPSC 11	39121610
UNSPSC 12.01	39121610
UNSPSC 13.2	39121620
UNSPSC 19.0	39121620

## Surge protection device - PT-IQ-1X2+F-12DC-PT - 2801254

### Accessories

#### Accessories

#### Device marking

Zack marker strip - ZBN 18:UNBEDRUCKT - 2809128



Zack marker strip, Strip, white, unlabeled, can be labeled with: CMS-P1-PLOTTER, PLOTMARK, mounting type: snap into tall marker groove, for terminal block width: 18 mm, lettering field size: 18 x 5 mm, Number of individual labels: 5

---

#### Labeled terminal marker

Zack Marker strip, flat - ZBF 5,LGS:FORTL.ZAHLEN - 0808671



Zack Marker strip, flat, Strip, white, labeled, printed horizontally: consecutive numbers 1 ... 10, 11 ... 20, etc. up to 491 ... 500, mounting type: snap into flat marker groove, for terminal block width: 5 mm, lettering field size: 5.15 x 5.15 mm, Number of individual labels: 10

Zack Marker strip, flat - ZBF 5,LGS:GERADE ZAHLEN - 0810821



Zack Marker strip, flat, Strip, white, labeled, printed horizontally: consecutive numbers 2 ... 20, 22 ... 40, etc. up to 82 ... 100, mounting type: snap into flat marker groove, for terminal block width: 5 mm, lettering field size: 5.15 x 5.15 mm, Number of individual labels: 10

Zack Marker strip, flat - ZBF 5,LGS:UNGERADE ZAHLEN - 0810863



Zack Marker strip, flat, Strip, white, labeled, printed horizontally: Odd numbers 1 - 19, 21 - 39, etc. up to 81 - 99, mounting type: snap into flat marker groove, for terminal block width: 5 mm, lettering field size: 5.15 x 5.15 mm, Number of individual labels: 10

## Surge protection device - PT-IQ-1X2+F-12DC-PT - 2801254

### Accessories

Zack Marker strip, flat - ZBF 5,QR:FORTL.ZAHLEN - 0808697



Zack Marker strip, flat, Strip, white, labeled, Printed vertically: consecutive numbers 1 ... 10, 11 ... 20, etc. up to 91 ... 100, mounting type: snap into flat marker groove, for terminal block width: 5 mm, lettering field size: 5.15 x 5.15 mm, Number of individual labels: 10

---

### Marker pen

Marker pen - X-PEN 0,35 - 0811228



Marker pen without ink cartridge, for manual labeling of markers, labeling extremely wipe-proof, line thickness 0.35 mm

---

### Mounting material

End clamp - E/ME TBUS NS35 GY - 2713780



End clamp, stable construction for DIN rail bus connector

---

### PCB plug

Printed-circuit board connector - FK-MC 0,5/ 5-ST-2,5 - 1881354



PCB connector, nominal current: 4 A, rated voltage (III/2): 160 V, Nominal cross section: 0.5 mm<sup>2</sup>, number of positions: 5, pitch: 2.5 mm, connection method: Push-in spring connection, color: green, contact surface: Tin

---

### Terminal marking

## Surge protection device - PT-IQ-1X2+F-12DC-PT - 2801254

### Accessories

Zack Marker strip, flat - ZBF 5:UNBEDRUCKT - 0808642



Zack Marker strip, flat, Strip, white, unlabeled, can be labeled with: PLOTMARK, CMS-P1-PLOTTER, mounting type: snap into flat marker groove, for terminal block width: 5 mm, lettering field size: 5.1 x 5.2 mm, Number of individual labels: 10

Zack Marker strip, flat - ZBF 5/WH-100:UNBEDRUCKT - 0808668



Zack Marker strip, flat, Strip, white, unlabeled, can be labeled with: CMS-P1-PLOTTER, PLOTMARK, mounting type: snap into flat marker groove, for terminal block width: 5 mm, lettering field size: 5.15 x 5.15 mm, Number of individual labels: 10

### Necessary add-on products

Supply and remote module - PT-IQ-PTB-PT - 2801296



Module for power supply and multi-stage, floating remote signaling of connected surge protection modules.

### Additional products

Shield connection - SSA 3-6 - 2839295



Shield fast connection for 3 ... 6 mm cable diameter. Potential connecting cable: 200 mm, 1 mm<sup>2</sup>, color: black

Shield connection - SSA 5-10 - 2839512



Shield fast connection for 5 ... 10 mm cable diameter. Potential connecting cable: 200 mm, 1 mm<sup>2</sup>, color: black

## Surge protection device - PT-IQ-1X2+F-12DC-PT - 2801254

### Accessories

---

#### Spare parts

Surge protection plug - PT-IQ-1X2-12DC-P - 2800771



Surge protection plug with integrated multi-stage status indicator on the module for a 2-wire floating signal circuit. 12 V DC nominal voltage.

---

DIN rail bus connectors - PT-IQ-17,5-TBUS-5-2.0 - 2906878



DIN rail connector for PT-IQ system for establishing remote signaling and the power supply when a surge protection module is snapped on.

---