

## Surge protection device - PT 2X1-VF-230AC - 2805460

Please be informed that the data shown in this PDF Document is generated from our Online Catalog. Please find the complete data in the user's documentation. Our General Terms of Use for Downloads are valid (<http://phoenixcontact.com/download>)




Rail-mountable surge arrester for higher signal voltages. Protective circuit free of leakage current for two floating signals.  
Nominal voltage: 230 V AC

### Your advantages

- ✓ Plugs can be checked with CHECKMASTER
- ✓ Maximum ease of maintenance thanks to the two-piece design
- ✓ Base element remains an integral part of the installation
- ✓ Protective devices for use in telecommunications and signaling networks according to IEC 61643-21
- ✓ Consistent plug-in signal circuit protection
- ✓ Impedance-neutral disconnection of plug for test and maintenance purposes



### Key Commercial Data

Packing unit	1 pc
GTIN	 4 046356 460989
GTIN	4046356460989
Weight per Piece (excluding packing)	72.000 g
Custom tariff number	85363010
Country of origin	Germany

### Technical data

#### Dimensions

Height	44.8 mm
Width	17.5 mm
Depth	51.7 mm

## Surge protection device - PT 2X1-VF-230AC - 2805460

### Technical data

#### Dimensions

Horizontal pitch	1 Div.
Complete module height	90 mm
Complete module width	17.7 mm
Complete module depth	65.5 mm

#### Ambient conditions

Ambient temperature (operation)	-40 °C ... 80 °C
Degree of protection	IP20

#### General

Housing material	PA 6.6
Flammability rating according to UL 94	V-0
Color	black
Mounting type	DIN rail: 35 mm
Type	DIN rail module, two-section, divisible
Number of positions	2
Direction of action	Line-Line & Line-Earth Ground

#### Protective circuit

IEC test classification	C1
	C2
	C3
	D1
Nominal voltage $U_N$	230 V AC
Maximum continuous voltage $U_C$	250 V AC
Rated current	6 A
Operating effective current $I_C$ at $U_C$	$\leq 2 \mu A$
Residual current $I_{PE}$	$\leq 2 \mu A$ (at $U_N$ )
Nominal discharge current $I_n$ (8/20) $\mu s$	3 kA
Nominal discharge current $I_n$ (8/20) $\mu s$ (line-earth)	3 kA
Pulse discharge current $I_{imp}$ (10/350) $\mu s$	500 A
Total discharge current $I_{total}$ (8/20) $\mu s$	8 kA
Total discharge current $I_{total}$ (10/350) $\mu s$	1 kA
Max. discharge current $I_{max}$ (8/20) $\mu s$	8 kA
Max. discharge current $I_{max}$ (8/20) $\mu s$ maximum (line-earth)	8 kA
Nominal pulse current $I_{an}$ (10/1000) $\mu s$ (line-earth)	100 A
Output voltage limitation at 1 kV/ $\mu s$ (line-earth) static	$\leq 1.4$ kV
Residual voltage at $I_n$ (line-line)	$\leq 2$ kV

## Surge protection device - PT 2X1-VF-230AC - 2805460

### Technical data

#### Protective circuit

Residual voltage at $I_n$ (line-earth)	$\leq 1$ kV
Residual voltage with $I_{an}$ (10/1000) $\mu$ s (line-line)	$\leq 1.4$ kV
Residual voltage with $I_{an}$ (10/1000) $\mu$ s (line-earth)	$\leq 700$ V
Energy absorption	150 J
Voltage protection level $U_p$ (line-line)	$\leq 2.5$ kV (C2 - 4 kV / 2 kA)
	$\leq 1.8$ kV (C3 - 100 A)
	$\leq 2.6$ kV (D1 - 500 A)
Voltage protection level $U_p$ (line-earth)	$\leq 1.1$ kV (C1 - 500 A)
	$\leq 1.5$ kV (C2 - 4 kV / 2 kA)
	$\leq 1.6$ kV (C3 - 100 A)
	$\leq 1.8$ kV (D1 - 500 A)
Response time $t_A$	$\leq 100$ ns
Capacity (line-line)	typ. 4.5 pF
Capacity (line-earth)	typ. 9 pF
Resistance per path	0 $\Omega$
Surge protection fault message	optical
Max. required back-up fuse	6 A (gL / gG)
Impulse durability (line-earth)	C2 - 4 kV / 2 kA
	C3 - 100 A
	D1 - 500 A

#### Connection data

Connection method	Screw connection
Connection method IN	Screw terminal blocks
Connection method OUT	Screw terminal blocks
Screw thread	M3
Tightening torque	0.8 Nm
Stripping length	8 mm
Conductor cross section flexible	0.2 mm <sup>2</sup> ... 2.5 mm <sup>2</sup>
Conductor cross section solid	0.2 mm <sup>2</sup> ... 4 mm <sup>2</sup>
Conductor cross section AWG	24 ... 12

#### Connection, equipotential bonding

Connection method	Screw connection
Tightening torque, min	0.8 Nm

#### Remote indication contact

Switching function	N/C contact
Maximum operating voltage $U_{max. AC}$	250 V AC

# Surge protection device - PT 2X1-VF-230AC - 2805460

## Technical data

### Remote indication contact

Max. operating current $I_{max}$	1 A
----------------------------------	-----

### Standards and Regulations

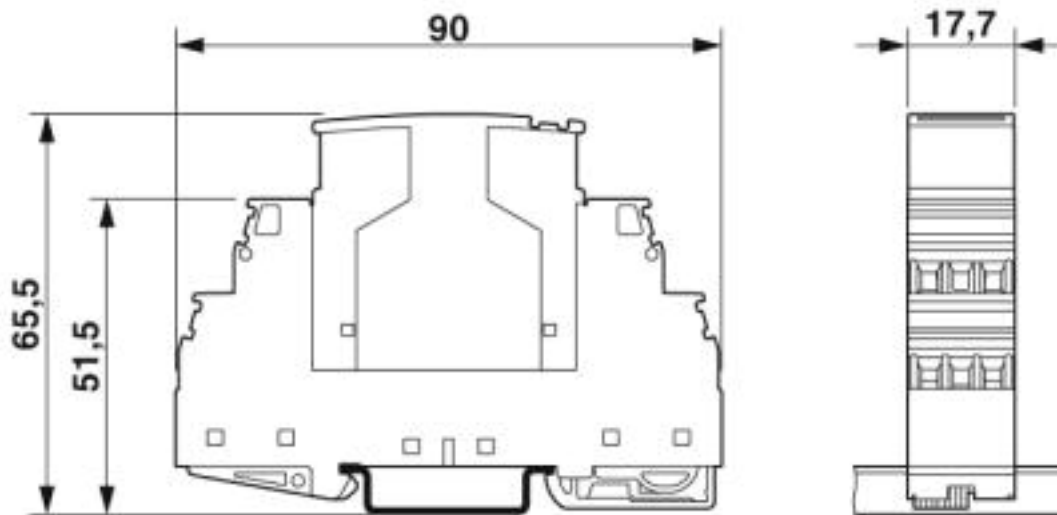
Standards/regulations	DIN EN 61643-21
Standards/specifications	DIN EN 61643-21 2002

### Environmental Product Compliance

REACH SVHC	Lead 7439-92-1
China RoHS	Environmentally Friendly Use Period = 50
	For details about hazardous substances go to tab "Downloads", Category "Manufacturer's declaration"

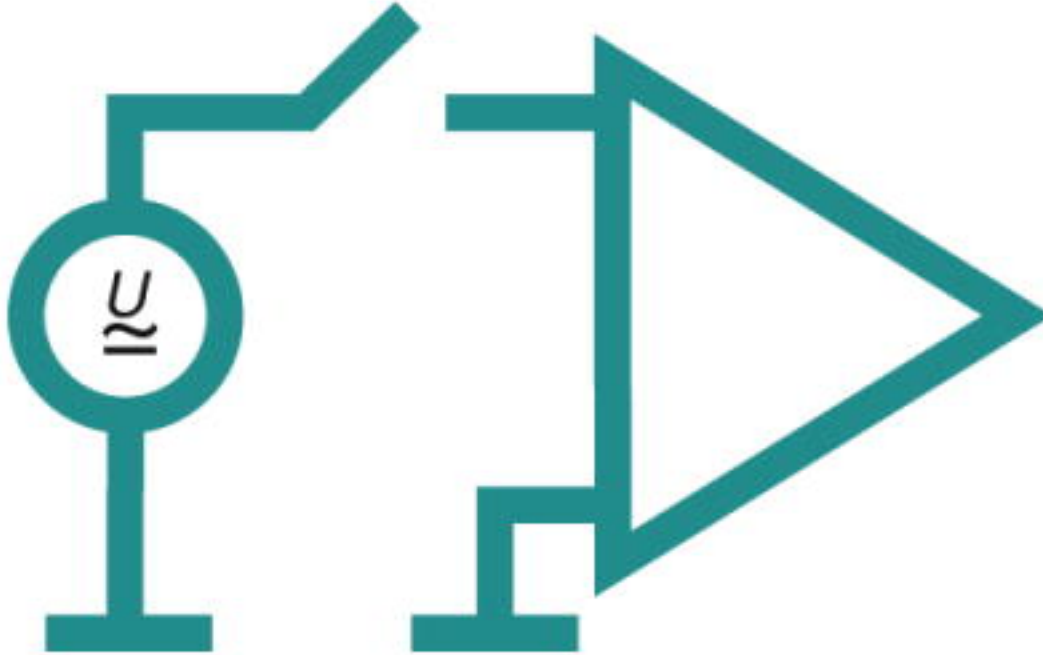
## Drawings

Dimensional drawing

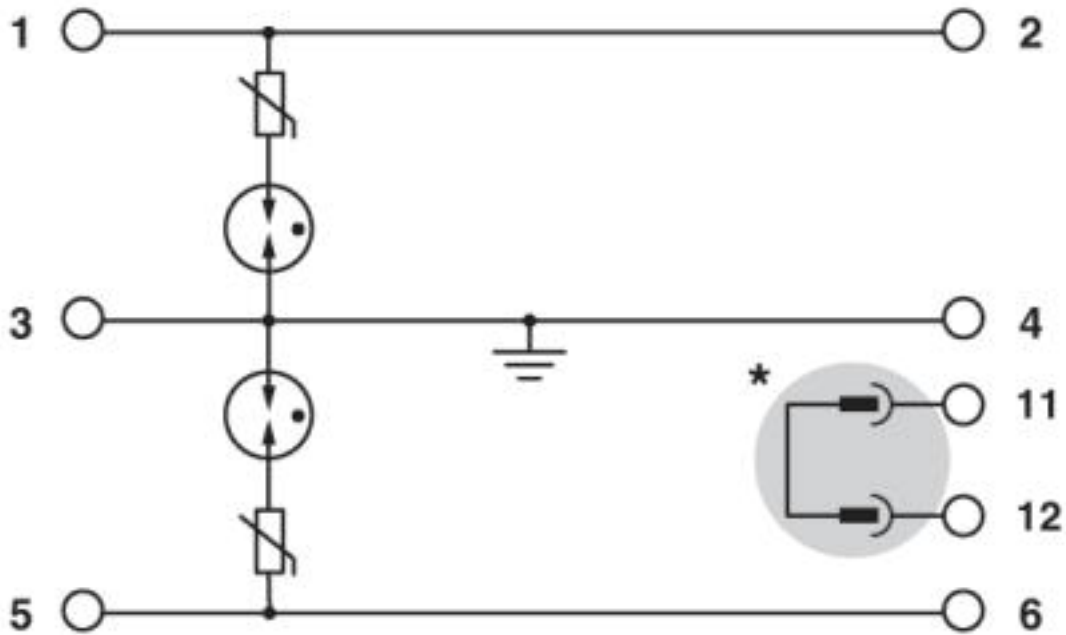


# Surge protection device - PT 2X1-VF-230AC - 2805460

Pictogram



Circuit diagram



\* Circuit only closed when plug is inserted.

# Surge protection device - PT 2X1-VF-230AC - 2805460

## Classifications

### eCl@ss

eCl@ss 4.0	27130800
eCl@ss 4.1	27130800
eCl@ss 5.0	27130800
eCl@ss 5.1	27130800
eCl@ss 6.0	27130800
eCl@ss 7.0	27130807
eCl@ss 8.0	27130807
eCl@ss 9.0	27130807

### ETIM

ETIM 2.0	EC000943
ETIM 3.0	EC000943
ETIM 4.0	EC000943
ETIM 5.0	EC000943
ETIM 6.0	EC000943
ETIM 7.0	EC000943

### UNSPSC

UNSPSC 6.01	30212010
UNSPSC 7.0901	39121610
UNSPSC 11	39121610
UNSPSC 12.01	39121610
UNSPSC 13.2	39121620
UNSPSC 18.0	39121620
UNSPSC 19.0	39121620
UNSPSC 20.0	39121620
UNSPSC 21.0	39121620

## Approvals

### Approvals

---

Approvals

EAC / EAC

---

Ex Approvals


---

## Surge protection device - PT 2X1-VF-230AC - 2805460

### Approvals

#### Approval details

EAC		EAC-Zulassung
-----	-----------------------------------------------------------------------------------	---------------

EAC		RU C- DE.A*30.B01561
-----	-----------------------------------------------------------------------------------	-------------------------

### Accessories

#### Accessories

#### Device marking

Zack marker strip - ZBN 18:UNBEDRUCKT - 2809128



Zack marker strip, Strip, white, unlabeled, can be labeled with: CMS-P1-PLOTTER, PLOTMARK, mounting type: snap into tall marker groove, for terminal block width: 18 mm, lettering field size: 18 x 5 mm, Number of individual labels: 5

#### Labeled terminal marker

Zack Marker strip, flat - ZBF 5,LGS:FORTL.ZAHLEN - 0808671



Zack Marker strip, flat, Strip, white, labeled, printed horizontally: consecutive numbers 1 ... 10, 11 ... 20, etc. up to 491 ... 500, mounting type: snap into flat marker groove, for terminal block width: 5 mm, lettering field size: 5.15 x 5.15 mm, Number of individual labels: 10

Zack Marker strip, flat - ZBF 5,LGS:GERADE ZAHLEN - 0810821



Zack Marker strip, flat, Strip, white, labeled, printed horizontally: consecutive numbers 2 ... 20, 22 ... 40, etc. up to 82 ... 100, mounting type: snap into flat marker groove, for terminal block width: 5 mm, lettering field size: 5.15 x 5.15 mm, Number of individual labels: 10

## Surge protection device - PT 2X1-VF-230AC - 2805460

### Accessories

Zack Marker strip, flat - ZBF 5,LGS:UNGERADE ZAHLEN - 0810863



Zack Marker strip, flat, Strip, white, labeled, printed horizontally: Odd numbers 1 - 19, 21 - 39, etc. up to 81 - 99, mounting type: snap into flat marker groove, for terminal block width: 5 mm, lettering field size: 5.15 x 5.15 mm, Number of individual labels: 10

Zack Marker strip, flat - ZBF 5,QR:FORTL.ZAHLEN - 0808697



Zack Marker strip, flat, Strip, white, labeled, Printed vertically: consecutive numbers 1 ... 10, 11 ... 20, etc. up to 91 ... 100, mounting type: snap into flat marker groove, for terminal block width: 5 mm, lettering field size: 5.15 x 5.15 mm, Number of individual labels: 10

### Marker pen

Marker pen - X-PEN 0,35 - 0811228



Marker pen without ink cartridge, for manual labeling of markers, labeling extremely wipe-proof, line thickness 0.35 mm

### Terminal marking

Zack Marker strip, flat - ZBF 5:UNBEDRUCKT - 0808642



Zack Marker strip, flat, Strip, white, unlabeled, can be labeled with: PLOTMARK, CMS-P1-PLOTTER, mounting type: snap into flat marker groove, for terminal block width: 5 mm, lettering field size: 5.1 x 5.2 mm, Number of individual labels: 10

Zack Marker strip, flat - ZBF 5/WH-100:UNBEDRUCKT - 0808668



Zack Marker strip, flat, Strip, white, unlabeled, can be labeled with: CMS-P1-PLOTTER, PLOTMARK, mounting type: snap into flat marker groove, for terminal block width: 5 mm, lettering field size: 5.15 x 5.15 mm, Number of individual labels: 10

## Surge protection device - PT 2X1-VF-230AC - 2805460

### Accessories

---

#### Additional products

##### Shield connection - SSA 3-6 - 2839295



Shield fast connection for 3 ... 6 mm cable diameter. Potential connecting cable: 200 mm, 1 mm<sup>2</sup>, color: black

---

##### Shield connection - SSA 5-10 - 2839512



Shield fast connection for 5 ... 10 mm cable diameter. Potential connecting cable: 200 mm, 1 mm<sup>2</sup>, color: black

---