

## Surge protection device - CN-UB-280DC-SB - 2818148

Please be informed that the data shown in this PDF Document is generated from our Online Catalog. Please find the complete data in the user's documentation. Our General Terms of Use for Downloads are valid (<http://phoenixcontact.com/download>)



Attachment plug with replaceable surge protection for coaxial signal interfaces. Connection: N connector plug/socket

### Product Features

- For outdoor installations
- Mounting plate enables mounting, e.g., in a control cabinet
- Replaceable, gas-filled arrester
- Installed as surge protection between antenna and wireless module



### Key Commercial Data

Packing unit	1 pc
GTIN	 4 017918 148379
Weight per Piece (excluding packing)	144.6 g
Custom tariff number	85363010
Country of origin	Germany

### Technical data

#### Dimensions

Height	25 mm
Width	25 mm
Depth	72 mm

#### Ambient conditions

Ambient temperature (operation)	-40 °C ... 80 °C
Degree of protection	IP55

#### General

## Surge protection device - CN-UB-280DC-SB - 2818148

### Technical data

#### General

Housing material	Nickel-plated brass
Overvoltage category	III
Degree of pollution	2
Mounting type	Connection-specific intermediate plugging
Type	Attachment plug
Direction of action	Line-Shield/Earth Ground

#### Additional descriptions

Note	To meet the discharge conditions for DC voltages, please note the following information: "The surge protective device should be used together with a transmitter unit, which shuts down in the event of a short-circuit."
------	---

#### Protective circuit

IEC test classification	C1
	C2
	C3
	D1
Maximum continuous voltage $U_C$	280 V DC
	195 V AC
Nominal current $I_N$	5 A AC (25 °C)
Operating effective current $I_C$ at $U_C$	$\leq 1 \mu\text{A}$
Nominal discharge current $I_n$ (8/20) $\mu\text{s}$ (Core-Earth)	20 kA
Nominal discharge current $I_n$ (8/20) $\mu\text{s}$ (Core-Shield)	20 kA
Pulse discharge current $I_{imp}$ (10/350) $\mu\text{s}$ (core-ground)	2.5 kA
Pulse discharge current $I_{imp}$ (10/350) $\mu\text{s}$ (core-shield)	2.5 kA
Total surge current (8/20) $\mu\text{s}$	20 kA
Total surge current (10/350) $\mu\text{s}$	2.5 kA
Max. discharge current $I_{max}$ (8/20) $\mu\text{s}$ maximum (Core-Earth)	20 kA
Max. discharge current $I_{max}$ (8/20) $\mu\text{s}$ maximum (Core-Shield)	20 kA
Nominal pulse current $I_{an}$ (10/1000) $\mu\text{s}$ (Core-Earth)	100 A
Nominal pulse current $I_{an}$ (10/1000) $\mu\text{s}$ (Core-Shield)	100 A
Impulse discharge current (10/350) $\mu\text{s}$ , peak value $I_{imp}$	2.5 kA
Output voltage limitation at 1 kV/ $\mu\text{s}$ (Core-Earth) spike	$\leq 900 \text{ V}$
Output voltage limitation at 1 kV/ $\mu\text{s}$ (Core-Shield) spike	$\leq 900 \text{ V}$
Voltage protection level $U_p$ (core-ground)	$\leq 900 \text{ V}$ (C1 - 1 kV/500 A)
	$\leq 1.1 \text{ kV}$ (C2 - 10 kV / 5 kA)
	$\leq 1 \text{ kV}$ (C3 - 25 A)
Voltage protection level $U_p$ (core-shield)	$\leq 900 \text{ V}$ (C1 - 1 kV/500 A)

## Surge protection device - CN-UB-280DC-SB - 2818148

### Technical data

#### Protective circuit

	$\leq 1.1$ kV (C2 - 10 kV / 5 kA)
	$\leq 1$ kV (C3 - 25 A)
Response time $t_A$	$\leq 100$ ns
Input attenuation aE, asym.	typ. 0.1 dB ( $\leq 1.2$ GHz / 50 $\Omega$ )
	typ. 0.2 dB ( $\leq 2.2$ GHz / 50 $\Omega$ )
Cut-off frequency $f_g$ (3 dB), asym. (shield) in 50 Ohm system	$> 3$ GHz
Standing wave ratio SWR in a 50 $\Omega$ system	typ. 1.1 ( $\leq 2$ GHz)
Permissible HF power $P_{max}$ at VSWR = xx (50 ohm system)	700 W (VSWR = 1.1)
	200 W (VSWR = $\infty$ )
Capacity	typ. 1.5 pF
Impulse durability (conductor-ground)	C1 - 1 kV/500 A
	C2 - 10 kV/5 kA
	C3 - 100 A
	D1 - 2,5 kA
Impulse durability (conductor-shield)	C1 - 1 kV/500 A
	C2 - 10 kV/5 kA
	C3 - 100 A
	D1 - 2.5 kA

#### Connection data

Connection method	N connector 50 $\Omega$
Connection type IN	N connector, male
Connection type OUT	N connector, female

### Classifications

#### eCl@ss

eCl@ss 4.0	27140201
eCl@ss 4.1	27130801
eCl@ss 5.0	27130801
eCl@ss 5.1	27130801
eCl@ss 6.0	27130807
eCl@ss 7.0	27130807
eCl@ss 8.0	27130807
eCl@ss 9.0	27130807

#### ETIM

ETIM 2.0	EC000943
----------	----------

# Surge protection device - CN-UB-280DC-SB - 2818148

## Classifications

### ETIM

ETIM 3.0	EC000943
ETIM 4.0	EC000943
ETIM 5.0	EC000943

### UNSPSC

UNSPSC 6.01	30212010
UNSPSC 7.0901	39121610
UNSPSC 11	39121610
UNSPSC 12.01	39121610
UNSPSC 13.2	39121620

## Approvals

### Approvals

#### Approvals


UL Listed / EAC / EAC / UL Listed

#### Ex Approvals

UL Listed / cUL Listed / cULus Listed

#### Approvals submitted

### Approval details

UL Listed 	
Nominal current IN	5 A
Nominal voltage UN	280 V

EAC
-----

EAC
-----

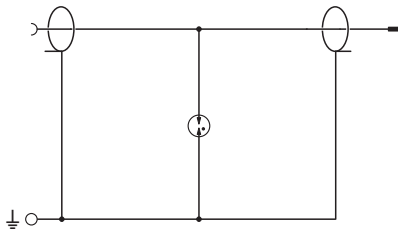
# Surge protection device - CN-UB-280DC-SB - 2818148

## Approvals

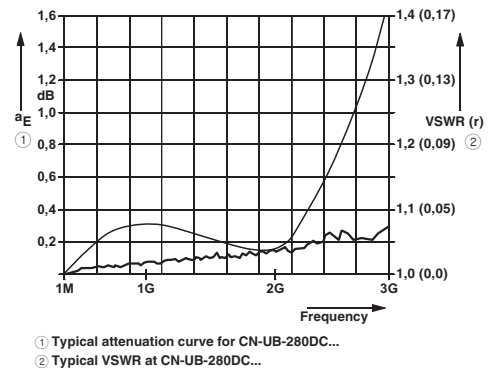
UL Listed

## Drawings

Circuit diagram



Diagram



Dimensional drawing

