

Type 2 surge arrester - VAL-MS 230/FM - 2839130

Please be informed that the data shown in this PDF Document is generated from our Online Catalog. Please find the complete data in the user's documentation. Our General Terms of Use for Downloads are valid (<http://phoenixcontact.com/download>)




Surge voltage arrester consisting of base element with remote indicator contact and ground connector with high-capacity varistor, for mounting on NS 35/7.5, nominal voltage: 230 V AC, 1-channel

Your advantages

- ✓ Single-channel, DIN-rail mountable protective devices
- ✓ Base element with/without floating remote indication contact
- ✓ Mechanical coding of all slots
- ✓ Optical, mechanical status indication for the individual arresters
- ✓ Consists of base element and plug
- ✓ Disconnect device on each individual plug



Key Commercial Data

Packing unit	1 pc
GTIN	 4 017918 182595
GTIN	4017918182595
Weight per Piece (excluding packing)	136.020 g
Custom tariff number	85363030
Country of origin	Germany

Technical data

Dimensions

Height	96.8 mm
Width	17.6 mm
Depth	65.7 mm (incl. DIN rail 7.5 mm)

Type 2 surge arrester - VAL-MS 230/FM - 2839130

Technical data

Dimensions

Horizontal pitch	1 Div.
------------------	--------

Ambient conditions

Degree of protection	IP20 (only when all terminal points are used)
Ambient temperature (operation)	-40 °C ... 80 °C
Ambient temperature (storage/transport)	-40 °C ... 80 °C
Altitude	≤ 2000 m (amsl (above mean sea level))
Permissible humidity (operation)	5 % ... 95 %
Shock (operation)	25g (Half-sine / 11 ms / 3x ±X, ±Y, ±Z)
Vibration (operation)	5g (10 ... 500 Hz / 2.5 h / X, Y, Z)

General

IEC test classification	II
	T2
EN type	T2
IEC power supply system	TN
	TT
Mode of protection	L-N
	L-PEN
Mounting type	DIN rail: 35 mm
Color	jet black RAL 9005
Housing material	PA 6.6
	PBT
Degree of pollution	2
Flammability rating according to UL 94	V-0
Type	DIN rail module, two-section, divisible
Number of positions	1
Surge protection fault message	Optical, remote indicator contact

Protective circuit

Nominal voltage U_N	240/415 V AC (TN)
	240/415 V AC (TT)
Nominal frequency f_N	50 Hz (60 Hz)
Maximum continuous voltage U_C	275 V AC
Rated load current I_L	80 A
Residual current I_{PE}	≤ 0.45 mA
Standby power consumption P_C	≤ 120 mVA
Nominal discharge current I_n (8/20) μ s	20 kA

Type 2 surge arrester - VAL-MS 230/FM - 2839130

Technical data

Protective circuit

Maximum discharge current I_{max} (8/20) μ s	40 kA
Short-circuit current rating I_{SCCR}	25 kA
Voltage protection level U_p	≤ 1.35 kV
Residual voltage U_{res}	≤ 1.35 kV (at I_n)
	≤ 1.1 kV (at 10 kA)
	≤ 1 kV (at 5 kA)
	≤ 0.9 kV (at 3 kA)
TOV behavior at U_T	335 V AC (5 s / withstand mode)
	440 V AC (120 min / safe failure mode)
Response time t_A	≤ 25 ns
Max. backup fuse with V-type through wiring	80 A (gG)
Max. backup fuse with branch wiring	125 A (gG)

Indicator/remote signaling

Switching function	PDT contact
Operating voltage	5 V AC ... 250 V AC
	30 V DC
Operating current	5 mA AC ... 1 A AC
	1 A DC
Connection method	Plug-in/screw connection via COMBICON
Screw thread	M2
Tightening torque	0.25 Nm
Stripping length	7 mm
Conductor cross section flexible	0.14 mm ² ... 1.5 mm ²
Conductor cross section solid	0.14 mm ² ... 1.5 mm ²
Conductor cross section AWG	28 ... 16

Connection data

Connection method	Screw connection
Screw thread	M5
Tightening torque	3 Nm (1,5 mm ² ... 16 mm ²)
	4.5 Nm (25 mm ² ... 35 mm ²)
Stripping length	16 mm
Conductor cross section flexible	1.5 mm ² ... 25 mm ²
Conductor cross section solid	1.5 mm ² ... 35 mm ²
Conductor cross section AWG	15 ... 2
Connection method	Fork-type cable lug
Conductor cross section flexible	1.5 mm ² ... 16 mm ²

Type 2 surge arrester - VAL-MS 230/FM - 2839130

Technical data

UL specifications

SPD Type	4CA
Maximum continuous operating voltage MCOV (L-N)	275 V AC
Nom. voltage	230 V AC
Mode of protection	L-N
Power distribution system	Single phase
Nominal frequency	50/60 Hz
Measured limiting voltage MLV (L-N)	1900 V
Nominal discharge current I_n (L-N)	20 kA

UL indicator/remote signaling

Operating voltage	125 V AC
Operating current	1 A AC
Tightening torque	4 lb _r -in.

UL connection data

Conductor cross section AWG	10 ... 2
Tightening torque	30 lb _r -in.

Standards and Regulations

Standards/regulations	IEC 61643-11 2011
	EN 61643-11 2012

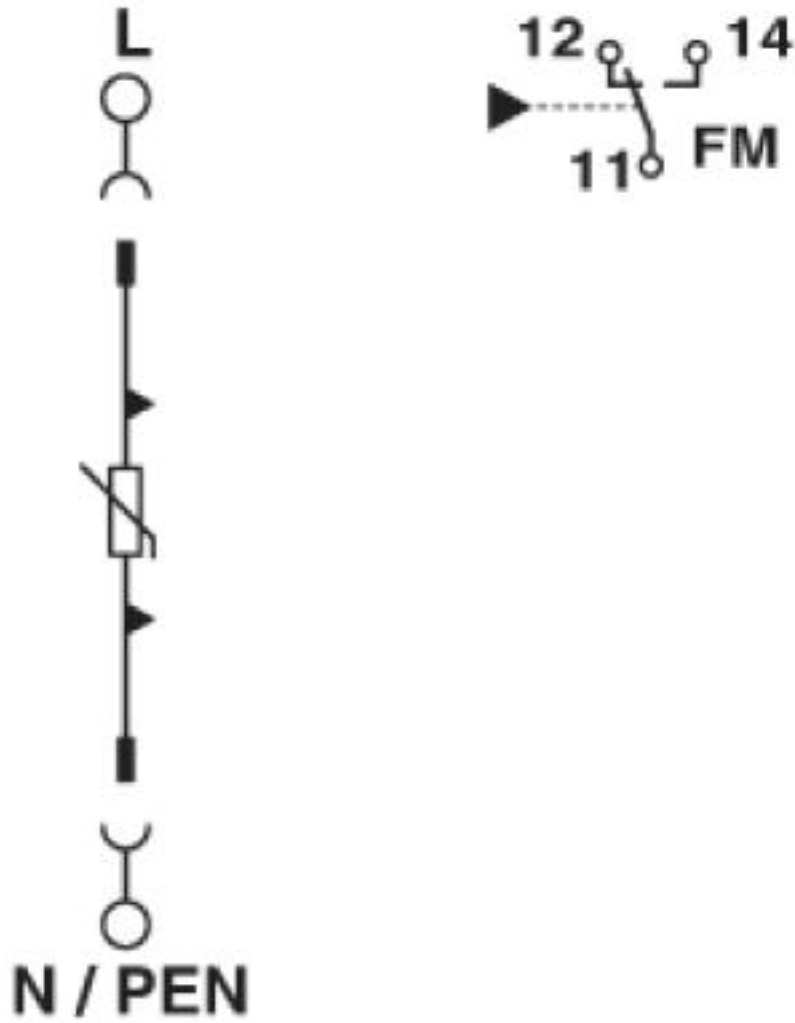
Environmental Product Compliance

China RoHS	Environmentally Friendly Use Period = 50
	For details about hazardous substances go to tab "Downloads", Category "Manufacturer's declaration"

Drawings

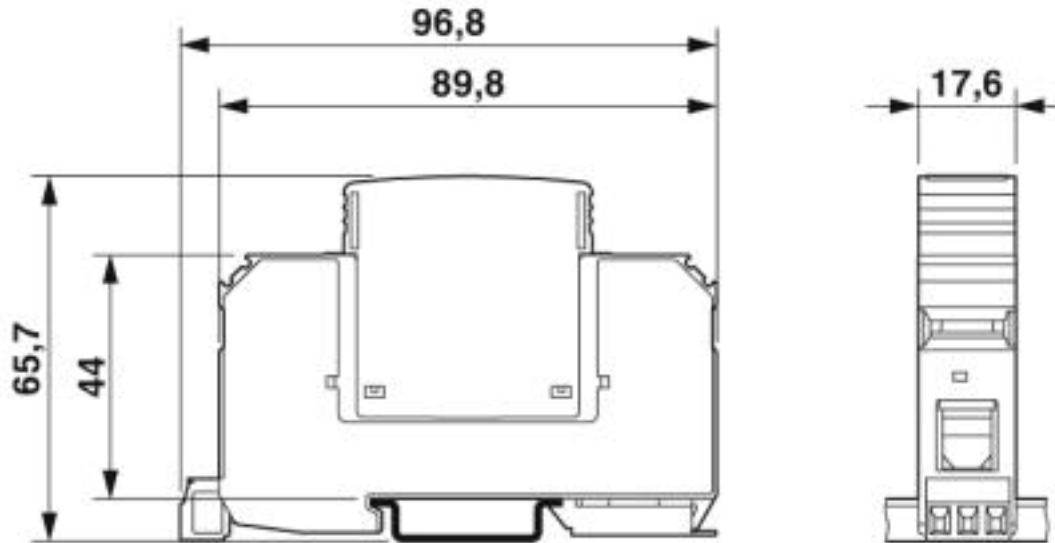
Type 2 surge arrester - VAL-MS 230/FM - 2839130

Circuit diagram



Type 2 surge arrester - VAL-MS 230/FM - 2839130

Dimensional drawing



Classifications

eCl@ss

eCl@ss 4.0	27130800
eCl@ss 4.1	27130800
eCl@ss 5.0	27130800
eCl@ss 5.1	27130800
eCl@ss 6.0	27130800
eCl@ss 7.0	27130805
eCl@ss 8.0	27130805
eCl@ss 9.0	27130805

ETIM

ETIM 2.0	EC000941
ETIM 3.0	EC000941
ETIM 4.0	EC000941
ETIM 5.0	EC000941
ETIM 6.0	EC000941
ETIM 7.0	EC000941

UNSPSC

UNSPSC 6.01	30212010
UNSPSC 7.0901	39121610
UNSPSC 11	39121610

Type 2 surge arrester - VAL-MS 230/FM - 2839130

Classifications

UNSPSC

UNSPSC 12.01	39121610
UNSPSC 13.2	39121620

Approvals

Approvals

Approvals

CSA / GL / CCA / UL Recognized / KEMA-KEUR / cUL Recognized / IECCE CB Scheme / ÖVE / EAC / EAC / cULus Recognized

Ex Approvals

Approval details

CSA		http://www.csagroup.org/services-industries/product-listing/	13631
-----	--	---	-------

GL		https://approvalfinder.dnvgl.com/	94385-10 HH
----	--	---	-------------

CCA			NTR-AT 1947-A
-----	--	--	---------------

UL Recognized		http://database.ul.com/cgi-bin/XYV/template/LISEXT/1FRAME/index.htm	FILE E 330181
---------------	--	---	---------------

KEMA-KEUR		http://www.dekra-certification.com	2170208.01
-----------	--	---	------------

cUL Recognized		http://database.ul.com/cgi-bin/XYV/template/LISEXT/1FRAME/index.htm	FILE E 330181
----------------	--	---	---------------

Type 2 surge arrester - VAL-MS 230/FM - 2839130

Approvals

IECEE CB Scheme		http://www.iecee.org/	AT 2905/M1
ÖVE		https://www.ove.at/zertifizierung-pz/zertifizierungsregister/	18583-001-14
EAC			EAC-Zulassung
EAC			RU C- DE.A*30.B01561
cULus Recognized			

Accessories

Accessories

Bridge

Wiring bridge - MPB 18/1- 2 - 2809209



Wiring bridge for modules with connecting pitch 17.5 mm, 1-phase, 2-pos.

Wiring bridge - MPB 18/1- 3 - 2809212



Wiring bridge for modules with connecting pitch 17.5 mm, 1-phase, 3-pos.

Type 2 surge arrester - VAL-MS 230/FM - 2839130

Accessories

Wiring bridge - MPB 18/1- 4 - 2809225



Wiring bridge for modules with connecting pitch 17.5 mm, 1-phase, 4-pos.

Wiring bridge - MPB 18/1- 6 - 2748564



Wiring bridge for modules with connecting pitch 17.5 mm, 1-phase, 6-pos.

Wiring bridge - MPB 18/1- 7 BU - 2856278



Wiring bridge for modules with connecting pitch 17.5 mm, 1-phase, 7-pos., color: Blue

Wiring bridge - MPB 18/1- 8 BU - 2858470



Wiring bridge for modules with connecting pitch 17.5 mm, 1-phase, 8-pos., color: Blue

Wiring bridge - MPB 18/1- 8 - 2748577



Wiring bridge for modules with connecting pitch 17.5 mm, 1-phase, 8-pos.

Type 2 surge arrester - VAL-MS 230/FM - 2839130

Accessories

Wiring bridge - MPB 18/1- 9 - 2748580



Wiring bridge for modules with connecting pitch 17.5 mm, 1-phase, 9-pos.

Wiring bridge - MPB 18/1-12 - 2748593



Wiring bridge for modules with connecting pitch 17.5 mm, 1-phase, 12-pos.

Wiring bridge - MPB 18/1-57 - 2809238



Wiring bridge for modules with connecting pitch 17.5 mm, 1-phase, 57-pos.

Wiring bridge - MPB 18/3- 6 - 2809241



Wiring bridge for modules with connecting pitch 17.5 mm, 3-phase, 6-pos.

Wiring bridge - MPB 18/4- 8 - 2809283



Wiring bridge for modules with connecting pitch 17.5 mm, 4-phase, 8-pos.

Type 2 surge arrester - VAL-MS 230/FM - 2839130

Accessories

Wiring bridge - MPB 18/1-10/1.0.0 - 2830443



Wiring bridge for modules with connecting pitch 17.5 mm, 1-phase, 10 pitches with contact sequence 1-0-0

Wiring bridge - MPB 18/4- 8 - 2809283



Wiring bridge for modules with connecting pitch 17.5 mm, 4-phase, 8-pos.

Wiring bridge - MPB 18/3- 6 - 2809241



Wiring bridge for modules with connecting pitch 17.5 mm, 3-phase, 6-pos.

Wiring bridge - MPB 18/1-57 - 2809238



Wiring bridge for modules with connecting pitch 17.5 mm, 1-phase, 57-pos.

Wiring bridge - MPB 18/1-12 - 2748593



Wiring bridge for modules with connecting pitch 17.5 mm, 1-phase, 12-pos.

Type 2 surge arrester - VAL-MS 230/FM - 2839130

Accessories

Wiring bridge - MPB 18/1- 9 - 2748580



Wiring bridge for modules with connecting pitch 17.5 mm, 1-phase, 9-pos.

Wiring bridge - MPB 18/1- 8 - 2748577



Wiring bridge for modules with connecting pitch 17.5 mm, 1-phase, 8-pos.

Wiring bridge - MPB 18/1- 6 - 2748564



Wiring bridge for modules with connecting pitch 17.5 mm, 1-phase, 6-pos.

Wiring bridge - MPB 18/1- 4 - 2809225



Wiring bridge for modules with connecting pitch 17.5 mm, 1-phase, 4-pos.

Wiring bridge - MPB 18/1- 3 - 2809212



Wiring bridge for modules with connecting pitch 17.5 mm, 1-phase, 3-pos.

Type 2 surge arrester - VAL-MS 230/FM - 2839130

Accessories

Wiring bridge - MPB 18/1- 2 - 2809209



Wiring bridge for modules with connecting pitch 17.5 mm, 1-phase, 2-pos.

Device marking

Zack marker strip - ZBN 18:UNBEDRUCKT - 2809128



Zack marker strip, Strip, white, unlabeled, can be labeled with: CMS-P1-PLOTTER, PLOTMARK, mounting type: snap into tall marker groove, for terminal block width: 18 mm, lettering field size: 18 x 5 mm

Feed-through terminal block

Feed-through terminal block - DK-BIC-35 - 2749880



Feed-through terminal block for VAL and FLT applications

Labeled device marker

Marker for terminal blocks - ZBN 18,LGS:ERDE - 2749589



Marker for terminal blocks, Strip, white, labeled, Horizontal: Grounding symbol, mounting type: snap into tall marker groove, for terminal block width: 18 mm, lettering field size: 18 x 5 mm

Type 2 surge arrester - VAL-MS 230/FM - 2839130

Accessories

Marker for terminal blocks - ZBN 18,LGS:L1-N,ERDE - 2749576



Marker for terminal blocks, Strip, white, labeled, Horizontal: L1, L2, L3, N, GND, mounting type: snap into tall marker groove, for terminal block width: 18 mm, lettering field size: 18 x 5 mm

Marker pen

Marker pen - B-STIFT - 1051993



Marker pen, for manual labeling of unprinted ZACK strips, smear-proof and waterproof, line thickness 0.5 mm

Spare parts

Type 2 surge protection plug - VAL-MS 230 ST - 2798844



Surge protection connector type 2 with high-capacity varistor for VAL-MS base element, thermal monitoring, visual fault warning. Design: 230 V AC

Type 2 surge protection base element - VAL-MS BE/FM - 2817738



Base element for type 2 arresters of the VALVETRAB MS series of products, with remote indication contact. Design: 1-channel