

Redundancy module, with protective coating - QUINT-DIODE/48DC/40 - 2866585

Please be informed that the data shown in this PDF Document is generated from our Online Catalog. Please find the complete data in the user's documentation. Our General Terms of Use for Downloads are valid (<http://phoenixcontact.com/download>)



QUINT-DIODE/48DC/40 redundancy module

The figure shows the item QUINT-DIODE/40 2938963



Key Commercial Data

Packing unit	1 pc
Weight per Piece (excluding packing)	700.0 g
Custom tariff number	85049091
Country of origin	China

Technical data

Dimensions

Width	62 mm
Height	84 mm
Depth	102 mm

Ambient conditions

Degree of protection	IP20
Ambient temperature (operation)	-25 °C ... 70 °C (> 60 °C derating, # -25 ... 60 °C)
Ambient temperature (storage/transport)	-40 °C ... 85 °C
Max. permissible relative humidity (operation)	≤ 95 % (at 25 °C, non-condensing)
Noise immunity	EN 61000-6-2:2005

Input data

Redundancy module, with protective coating - QUINT-DIODE/48DC/40 - 2866585

Technical data

Input data

Nominal input voltage	48 V DC (U_N)
	< 60 V DC (U_{max})
Input voltage range	10 V DC ... 60 V DC
Nominal input current	2x 20 A
	1x 40 A
Maximum input current	2x 19 A (6 mm ² at 40°C)
	1x 39 A (6 mm ² at 40°C)
	2x 16 A (6 mm ² at 60°C)
	1x 32 A (6 mm ² at 60°C)
	2x 27 A (10 mm ² at 40°C)
	1x 54 A (10 mm ² at 40°C)
	2x 21 A (10 mm ² at 60°C)
	1x 43 A (10 mm ² at 60°C)
	2x 30 A (16 mm ² at 40°C)
	1x 60 A (16 mm ² at 40°C)
	2x 24 A (16 mm ² at 60°C)
	1x 48 A (16 mm ² at 60°C)
Nominal input current	2x 20 A
	1x 40 A
Maximum input current	2x 17 A (6 mm ² at 40°C for potentially explosive areas: Class I, Div. 2, Groups A, B, C, D; T4)
	1x 35 A (6 mm ² at 40°C for potentially explosive areas: Class I, Div. 2, Groups A, B, C, D; T4)
	2x 14 A (6 mm ² at 60°C for potentially explosive areas: Class I, Div. 2, Groups A, B, C, D; T4)
	1x 28 A (6 mm ² at 60°C for potentially explosive areas: Class I, Div. 2, Groups A, B, C, D; T4)
	2x 24 A (10 mm ² at 40°C for potentially explosive areas: Class I, Div. 2, Groups A, B, C, D; T4)
	1x 49 A (10 mm ² at 40°C for potentially explosive areas: Class I, Div. 2, Groups A, B, C, D; T4)
	2x 19 A (10 mm ² at 60°C for potentially explosive areas: Class I, Div. 2, Groups A, B, C, D; T4)
	1x 39 A (10 mm ² at 60°C for potentially explosive areas: Class I, Div. 2, Groups A, B, C, D; T4)
	2x 27 A (16 mm ² at 40°C for potentially explosive areas: Class I, Div. 2, Groups A, B, C, D; T4)
	1x 54 A (16 mm ² at 40°C for potentially explosive areas: Class I, Div. 2, Groups A, B, C, D; T4)

Redundancy module, with protective coating - QUINT-DIODE/48DC/40 - 2866585

Technical data

Input data

	2x 22 A (16 mm ² at 60°C for potentially explosive areas: Class I, Div. 2, Groups A, B, C, D; T4)
	1x 44 A (16 mm ² at 60°C for potentially explosive areas: Class I, Div. 2, Groups A, B, C, D; T4)

Output data

Nominal output voltage	47.3 V DC (Input/output voltage drop of 48 V ... 0.7 V)
Nominal output current (I _N)	40 A
Connection in series	No
Power loss nominal load max.	28 W

General

Net weight	0.7 kg
Efficiency	> 97 %
Protection class	II
Mounting position	horizontal and vertical DIN rail NS 35, EN 60715
Assembly instructions	Can be aligned: Horizontal 2 cm, vertical 5 cm

Connection data, input

Connection method	Screw connection
Conductor cross section solid min.	0.5 mm ²
Conductor cross section solid max.	16 mm ²
Conductor cross section flexible min.	0.5 mm ²
Conductor cross section flexible max.	10 mm ²
Conductor cross section AWG min.	20
Conductor cross section AWG max.	6
Stripping length	10 mm
Screw thread	M4

Connection data, output

Connection method	Screw connection
Conductor cross section solid min.	0.5 mm ²
Conductor cross section solid max.	16 mm ²
Conductor cross section flexible min.	0.5 mm ²
Conductor cross section flexible max.	10 mm ²
Conductor cross section AWG min.	20
Conductor cross section AWG max.	6
Stripping length	10 mm
Screw thread	M4

Redundancy module, with protective coating - QUINT-DIODE/48DC/40 - 2866585

Technical data

Standards and Regulations

Electromagnetic compatibility	Conformance with EMC Directive 2004/108/EC
Shock	30g, 18 ms according to IEC 60068-2-27
Noise emission	EN 55011
Noise immunity	EN 61000-6-2:2005
Connection in acc. with standard	CUL
Standard - Electrical safety	EN 60950-1/VDE 0805 (SELV)
Standard – Electronic equipment for use in electrical power installations and their assembly into electrical power installations	EN 50178/VDE 0160 (PELV)
Declaration of conformity in acc. with EN 60079-15	# II 3 G Ex nA II T4 X
UL approvals	UL/C-UL listed UL 508
	UL/C-UL Recognized UL 60950
	UL/C-UL Listed UL 1604 Class I, Division 2, Groups A, B, C, D
Vibration (operation)	3 Hz ... 15 Hz, amplitude ± 2.5 mm; 15 Hz ... 100 Hz, 2.3g according to IEC 60068-2-6
Low Voltage Directive	Conformance with LV directive 2006/95/EC
ATEX	# II 3 G Ex nA II T4

Classifications

eCl@ss

eCl@ss 4.0	27250311
eCl@ss 4.1	27250311
eCl@ss 5.0	27242213
eCl@ss 5.1	27242213
eCl@ss 6.0	27242209
eCl@ss 7.0	27242209
eCl@ss 8.0	27371010

ETIM

ETIM 3.0	EC000599
ETIM 4.0	EC000599
ETIM 5.0	EC000683

UNSPSC

UNSPSC 6.01	30211502
UNSPSC 7.0901	39121004
UNSPSC 11	39121004

Redundancy module, with protective coating - QUINT-DIODE/48DC/40 - 2866585

Classifications

UNSPSC

UNSPSC 12.01	39121004
UNSPSC 13.2	39121004

Approvals

Approvals

Approvals


UL Recognized / UL Listed / cUL Recognized / cUL Listed / EAC / EAC / cULus Recognized / cULus Listed

Ex Approvals

ATEX / UL Listed / cUL Listed / cULus Listed


Approvals submitted

Approval details

UL Recognized 

UL Listed 

cUL Recognized 


cUL Listed 

EAC

Redundancy module, with protective coating - QUINT-DIODE/48DC/40 - 2866585

Approvals

EAC

cULus Recognized 

cULus Listed 