

## Mounting base housing - ME 17,5 UTG GN - 2906788

Please be informed that the data shown in this PDF Document is generated from our Online Catalog. Please find the complete data in the user's documentation. Our General Terms of Use for Downloads are valid (<http://phoenixcontact.com/download>)




DIN rail housing, Lower housing part with metal foot catch, tall design, without vents, width: 17.6 mm, cross connection: without bus connector, number of positions cross connector: not relevant, color: green (6021)

### Your advantages

- Item is from the ME product range
- Tool-free mounting
- Available in overall widths from 12.5 mm to 90 mm, modular extension is possible
- Inflammability class V0 according to UL 94
- Variety of connection technologies
- Can be mounted on the DIN rail
- Optional bus connector that is either integrated or mounted on the DIN rail



### Key Commercial Data

Packing unit	1 pc
Minimum order quantity	10 pc
GTIN	 4 017918 131395
GTIN	4017918131395
Weight per Piece (excluding packing)	43.690 g
Custom tariff number	85472000
Country of origin	Germany

### Technical data

#### Item properties

Brief article description	Mounting base housing
Type	ME 17,5 UTG GN

# Mounting base housing - ME 17,5 UTG GN - 2906788

## Technical data

### Item properties

Order No.	2906788
Housing type	DIN rail housing
Type	Lower housing part with metal foot catch, tall design
Max. IP code to attain	IP20
Mounting type	DIN rail mounting
Ventilation openings present	no

### Dimensions

Width [ w ]	17.6 mm
Height [ h ]	99 mm
Depth [ d ]	107.3 mm
Depth from top edge of DIN rail [ d ]	99.8 mm
Depth from top edge of DIN rail to support point on upper part [ d ]	68.5 mm

### Material data

Color (RAL)	green (6021)
Flammability rating according to UL 94	V0
Housing material	Polyamide

### Ambient conditions

Ambient temperature (storage/transport)	-40 °C ... 55 °C
Ambient temperature (assembly)	-5 °C ... 100 °C
Ambient temperature (operation)	-40 °C ... 105 °C (depending on power dissipation)
Relative humidity (storage/transport)	80 %

### PCB data

Number of PCB holders	1
PCB thickness	1.4 mm ... 1.8 mm
Mounting position	Vertical (horizontal DIN rail)
Type of PCB mount	Latching

### Power dissipation, single housing at 20 °C

Ambient temperature	20 °C
Reduction factor	1
Mounting position	vertical
Power dissipation	4.9 W

### Power dissipation, single housing at 30 °C

Ambient temperature	30 °C
Reduction factor	0.91
Mounting position	vertical

## Mounting base housing - ME 17,5 UTG GN - 2906788

### Technical data

#### Power dissipation, single housing at 30 °C

Power dissipation	4.5 W
-------------------	-------

#### Power dissipation, single housing at 40 °C

Ambient temperature	40 °C
Reduction factor	0.81
Mounting position	vertical
Power dissipation	4 W

#### Power dissipation, single housing at 50 °C

Ambient temperature	50 °C
Reduction factor	0.7
Mounting position	vertical
Power dissipation	3.4 W

#### Power dissipation, single housing at 60 °C

Ambient temperature	60 °C
Reduction factor	0.57
Mounting position	vertical
Power dissipation	2.8 W

#### Mechanical strength/tumbling barrel

Specification	IEC 60998-1:2002-12
Height of fall	50 cm
Number of drop cycles	10

#### Vibration test

Specification	IEC 60068-2-6:2007-12
Frequency	10 - 150 - 10 Hz
Sweep speed	1 octave/min
Amplitude	0.15 mm (10 - 58.1 Hz)
Acceleration	2g (58.1 - 150 Hz)
Test duration per axis	2.5 h
Test directions	X-, Y- and Z-axis

#### Shock

Specification	IEC 60068-2-27:2008-02
Pulse shape	Half-sine
Acceleration	15g
Shock duration	11 ms
Number of shocks per direction	3
Test directions	X-, Y- and Z-axis (pos. and neg.)

## Mounting base housing - ME 17,5 UTG GN - 2906788

### Technical data

#### Thermostability (Ball Thrust Test)

Specification	IEC 60695-10-2:2014-02
Temperature	125 °C
Test duration	1 h
Force	20 N

#### Test for assessing the risk of fire (glow wire)

Specification	DIN EN 60695-2-11 (VDE 0471-2-11):2014-11
Temperature	850 °C
Time of exposure	30 s

#### Degrees of protection provided by housings (IP code)

Specification	IEC 60529:1989-11 + AMD 1:1999-11 + AMD 2:2013-08
Result, degree of protection, IP code	IP20

#### General information

Type of note	Assembly instruction:
Note	Refer to the data sheet for the range in the download area.
Type of note	Recommendation
Note	Material of contact pads for bus connector, galvanic gold (hard gold)

#### Packaging information

Type of packaging	packed in cardboard
Pieces per package	10
Denomination packing units	Pcs.
Outer packaging type	Carton

#### Standards and regulations

Flammability rating according to UL 94	V0
--	----

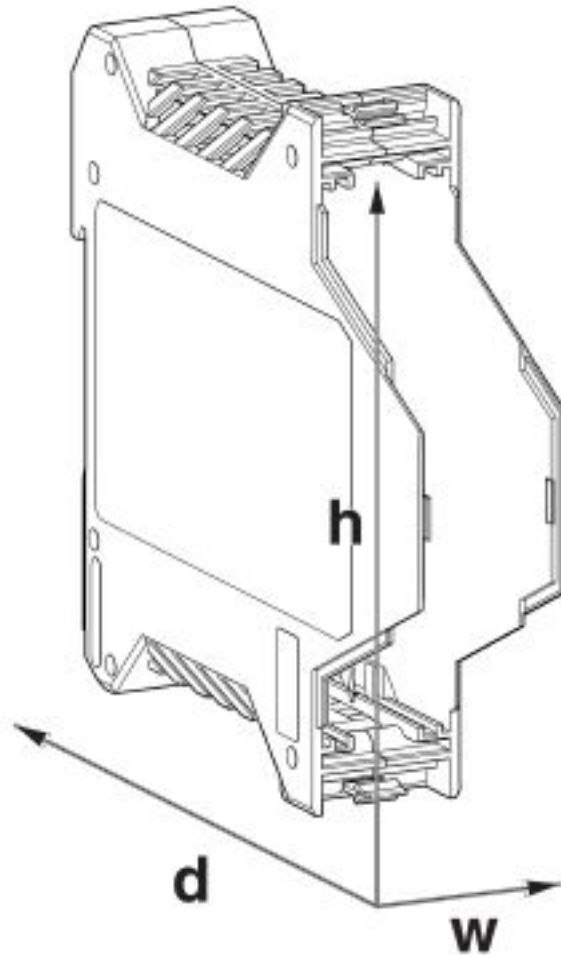
#### Environmental Product Compliance

China RoHS	Environmentally friendly use period: unlimited = EFUP-e
	No hazardous substances above threshold values

### Drawings

# Mounting base housing - ME 17,5 UTG GN - 2906788

Dimensional drawing



## Classifications

eCl@ss

eCl@ss 4.0	27180400
eCl@ss 4.1	27180400
eCl@ss 5.0	27180500
eCl@ss 5.1	27180500
eCl@ss 6.0	27180800
eCl@ss 7.0	27182702
eCl@ss 8.0	27182702

# Mounting base housing - ME 17,5 UTG GN - 2906788

## Classifications

eCl@ss

eCl@ss 9.0	27182702
------------	----------

### ETIM

ETIM 2.0	EC001031
ETIM 3.0	EC001031
ETIM 4.0	EC001031
ETIM 5.0	EC001031
ETIM 6.0	EC001031
ETIM 7.0	EC001031

### UNSPSC

UNSPSC 6.01	31261501
UNSPSC 7.0901	31261501
UNSPSC 11	31261501
UNSPSC 12.01	31261501
UNSPSC 13.2	31261501

## Approvals

### Approvals

Approvals

UL Recognized / EAC

Ex Approvals

### Approval details

UL Recognized		<a href="http://database.ul.com/cgi-bin/XYV/template/LISEXT/1FRAME/index.htm">http://database.ul.com/cgi-bin/XYV/template/LISEXT/1FRAME/index.htm</a>	FILE E 240868
---------------	--	---	---------------

EAC		B.01742
-----	--	---------

## Mounting base housing - ME 17,5 UTG GN - 2906788

### Accessories

#### Accessories

#### Mounting material

#### Components of electronic housing - ME LPZS - 2906911



Component housing, PCB stop

---

#### Base latch - ME MF 17,5 - 2908281



Metal foot catch, for intermediate elements.

---

#### Shield connection clamp - ME-SAS - 2853899




Shield connection clamp for printed circuit terminal block

---

### PCB

#### PCB - ME LP - 2906908



PCB, for custom fitting, with contact to DIN rail (EN 60715)

---

### Necessary add-on products

## Mounting base housing - ME 17,5 UTG GN - 2906788

### Accessories

Upper part of housing - ME 17,5 OT-MKDSO SET - 2907460

DIN rail housing, Set consisting of upper housing part and connection technology, width: 17.6 mm, color: green (6021)



Upper part of housing - ME 17,5 OT-MSTBO SET - 2907431

DIN rail housing, Set consisting of upper housing part and connection technology, width: 17.6 mm, color: green (6021)



Upper part of housing - ME 17,5 OT-MKDSO GN - 2906843

DIN rail housing, Upper housing part for PCB terminal blocks with screw connection, width: 17.6 mm, color: green (6021)



Upper part of housing - ME 17,5 OT-MSTBO GN - 2906827

DIN rail housing, Upper housing part for connectors with header, width: 17.6 mm, color: green (6021)



Upper part of housing - ME 17,5 OTU-MKDSO GN - 2278872

DIN rail housing, Upper housing part for PCB terminal blocks with screw connection, width: 17.6 mm, color: green (6021)



Upper part of housing - ME 17,5 OTP-MSTBO PS GN - 2200419

DIN rail housing, Upper housing part for connectors with header, width: 17.6 mm, color: green (6021)

## Mounting base housing - ME 17,5 UTG GN - 2906788

### Accessories

---

---