

Electronic housing - CM 75-LG/H 35/BO BK - 2942881

Please be informed that the data shown in this PDF Document is generated from our Online Catalog. Please find the complete data in the user's documentation. Our General Terms of Use for Downloads are valid (<http://phoenixcontact.com/download>)




Complete housing, length: 102 mm, with vents, cross connection: without bus connector, color: black, width: 75 mm, height: 103 mm, number of positions cross connector: not relevant

The figure shows versions CM 50-LG/H 30/BO and CM 75-LG/H 35 BO

Your advantages

- ✓ Flexible accommodation of different connection elements (from high-position connectors to electronic PCBs)
- ✓ Rugged housing technology
- ✓ Easy snap-on mounting on symmetrical DIN rails according to EN 60715
- ✓ Shock and contamination-proof accommodation of electronic components

Key Commercial Data

Packing unit	1 pc
GTIN	 4 017918 126384
GTIN	4017918126384
Weight per Piece (excluding packing)	182.000 g
Custom tariff number	85369010
Country of origin	Germany

Technical data

General

Housing type	Complete housing
Housing material	Polycarbonate fiber reinforced
Color (RAL)	black (9005)

Ambient conditions

Electronic housing - CM 75-LG/H 35/BO BK - 2942881

Technical data

Ambient conditions

Ambient temperature (operation)	-40 °C ... 105 °C (depending on power dissipation)
---------------------------------	--

Dimensions

Length	102 mm
Height	103 mm
Width	75 mm
Depth	102 mm

Technical data

Power dissipation without gap	40.3 W
Power dissipation with 20 mm gap	52.5 W

Standards and Regulations

Flammability rating according to UL 94	V0
--	----

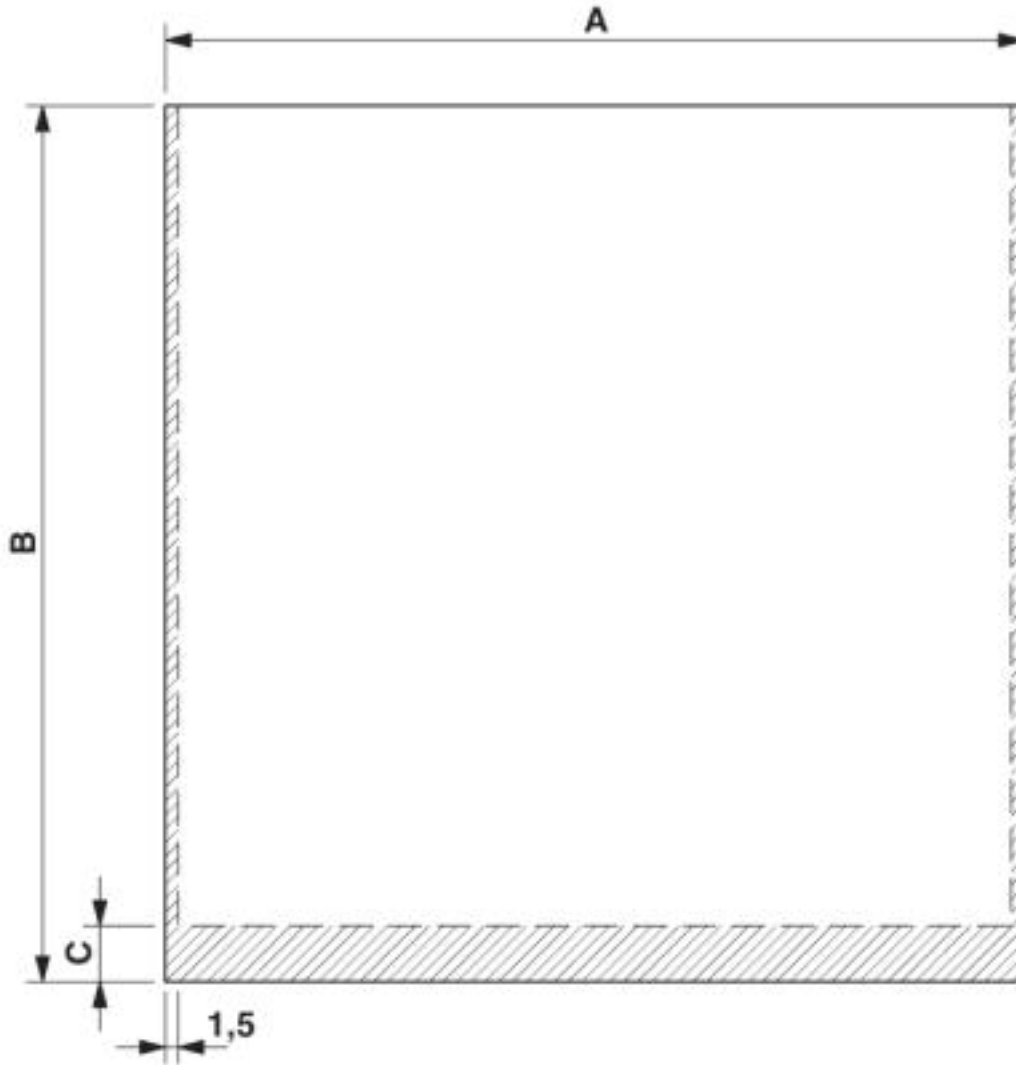
Environmental Product Compliance

China RoHS	Environmentally friendly use period: unlimited = EFUP-e
	No hazardous substances above threshold values

Drawings

Electronic housing - CM 75-LG/H 35/BO BK - 2942881

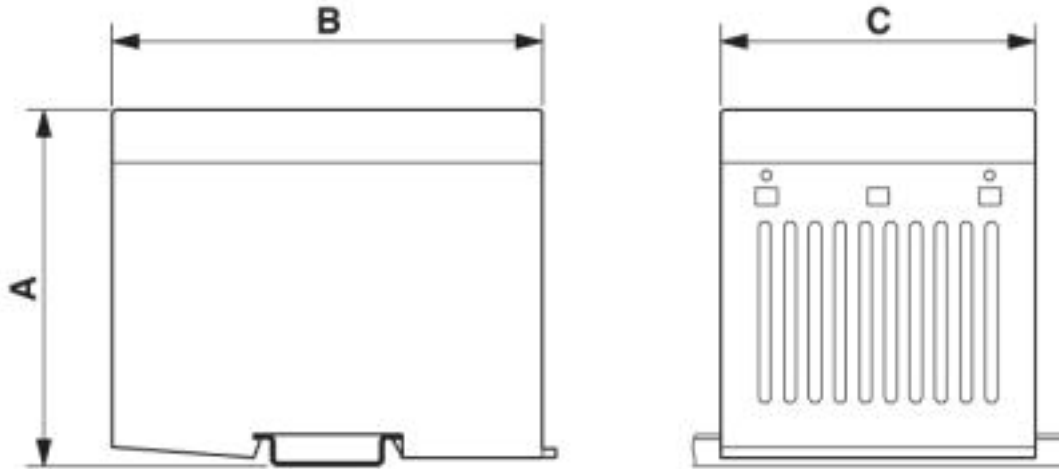
Dimensional drawing



PCB 1, 7: Dimension A: 72.5 mm; B: 96.0 mm; C: 6.5 mm
PCB 8, 13: Dimension A: 100.0 mm; B: 96.0 mm; C: 6.5 mm

Electronic housing - CM 75-LG/H 35/BO BK - 2942881

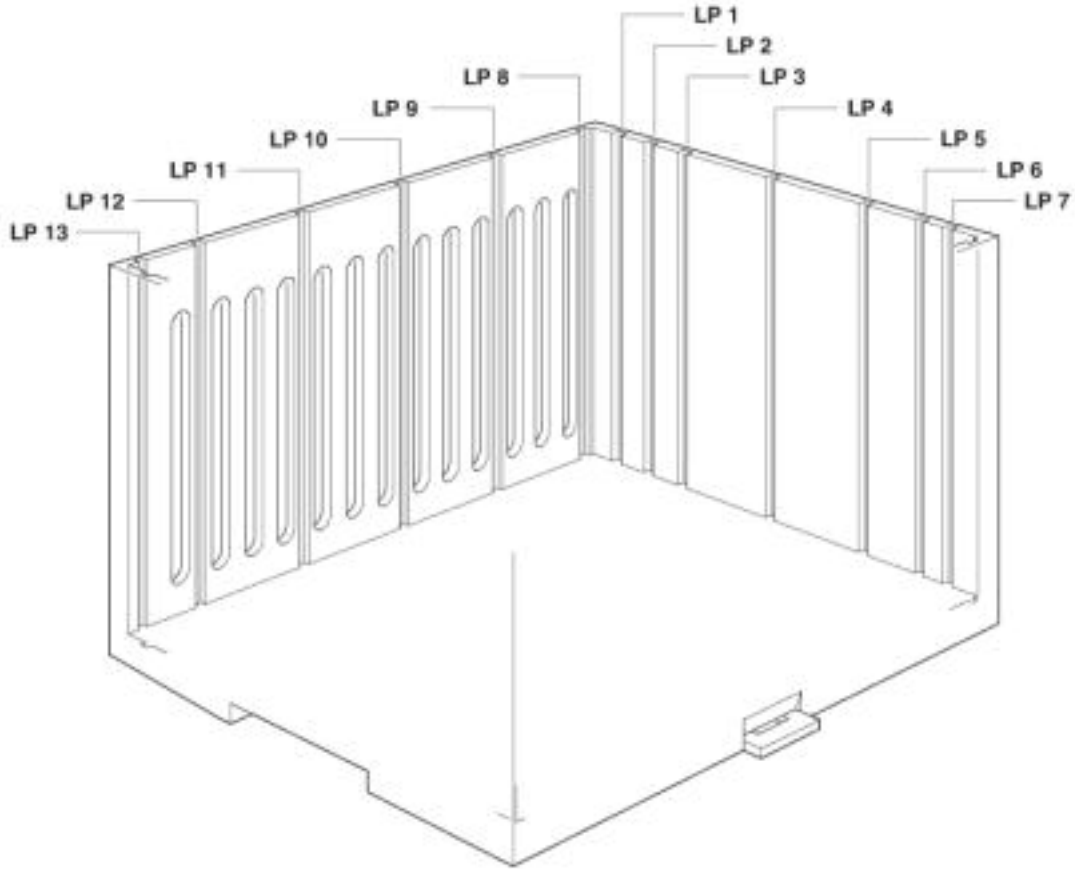
Dimensional drawing



Dimension A=108 mm; dimension B=102 mm; dimension C=75 mm

Electronic housing - CM 75-LG/H 35/BO BK - 2942881

Schematic diagram



Classifications

eCl@ss

eCl@ss 4.0	27180400
eCl@ss 4.1	27180400
eCl@ss 5.0	27180500
eCl@ss 5.1	27180500
eCl@ss 6.0	27180800
eCl@ss 7.0	27182702
eCl@ss 8.0	27182702
eCl@ss 9.0	27182702

ETIM

ETIM 2.0	EC001031
ETIM 3.0	EC001031

Electronic housing - CM 75-LG/H 35/BO BK - 2942881

Classifications

ETIM

ETIM 4.0	EC001031
ETIM 5.0	EC001031
ETIM 6.0	EC001031
ETIM 7.0	EC001031

UNSPSC

UNSPSC 6.01	31261501
UNSPSC 7.0901	31261501
UNSPSC 11	31261501
UNSPSC 12.01	31261501
UNSPSC 13.2	31261501

Approvals

Approvals

Approvals

EAC

Ex Approvals

Approval details

EAC		B.01742
-----	---	---------
