

## Electronic housing - EMG 25-LG/SET - 2943000

Please be informed that the data shown in this PDF Document is generated from our Online Catalog. Please find the complete data in the user's documentation. Our General Terms of Use for Downloads are valid (<http://phoenixcontact.com/download>)




Electronic housing set, consisting of electronic housing and printed circuit termination blocks, pitch 5

### Your advantages

- ✓ Choice of four cover sizes in transparent or color versions
- ✓ Practical and easy-to-wire conductor connections
- ✓ Space-saving accommodation of electronic components in finely graded module versions available with 10 to 150 mm pitch
- ✓ Uniform and appropriate housing technology
- ✓ High degree of flexibility due to the wide choice of versions
- ✓ User-friendly and safe mounting on DIN rails according to EN 60715
- ✓ Inflammability class V0 insulation material (according to UL 94)
- ✓ Shock and contamination-proof accommodation of electronic components
- ✓ Universal PCBs for all pitches

RoHS

### Key Commercial Data

|                                      |   |
|--------------------------------------|---|
| Packing unit                         | 1 pc  |
| GTIN                                 | <br>4 017918 080969 |
| GTIN                                 | 4017918080969   |
| Weight per Piece (excluding packing) | 48.050 g  |
| Custom tariff number                 | 85369010  |
| Country of origin                    | Germany   |

### Technical data

#### General

|              |                   |
|--------------|-------------------|
| Housing type | Component housing |
|--------------|-------------------|

# Electronic housing - EMG 25-LG/SET - 2943000

## Technical data

### General

|                  |                                |
|------------------|--------------------------------|
| Housing material | Polycarbonate fiber reinforced |
| Color (RAL)      | green                          |

### Ambient conditions

|                                 |                   |
|---------------------------------|-------------------|
| Ambient temperature (operation) | -40 °C ... 125 °C |
|---------------------------------|-------------------|

### Dimensions

|        |         |
|--------|---------|
| Length | 75 mm   |
| Height | 47.5 mm |
| Width  | 25 mm   |
| Pitch  | 5 mm    |
| Depth  | 75 mm   |

### Technical data

|                                  |       |
|----------------------------------|-------|
| Power dissipation without gap    | 1.4 W |
| Power dissipation with 20 mm gap | 1.6 W |
| Number of positions              | 8     |

### Standards and Regulations

|  |    |
|--|----|
| Flammability rating according to UL 94 | V0 |
|--|----|

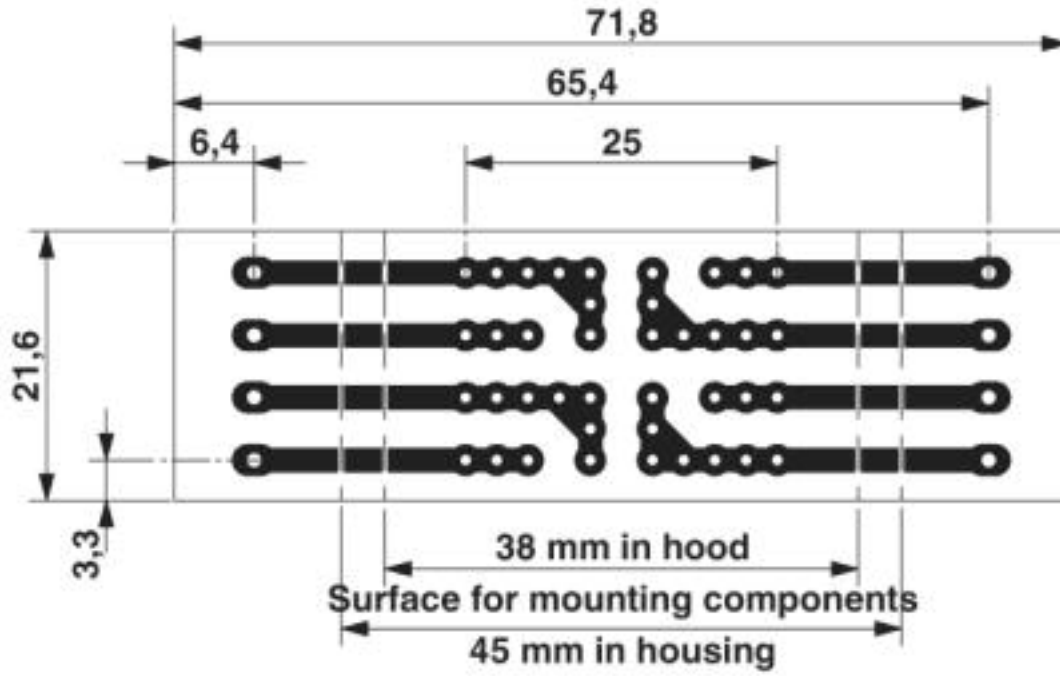
### Environmental Product Compliance

|            |   |
|------------|---|
| REACH SVHC | Lead 7439-92-1  |
| China RoHS | Environmentally Friendly Use Period = 50  |
|            | For details about hazardous substances go to tab "Downloads", Category "Manufacturer's declaration" |

## Drawings

## Electronic housing - EMG 25-LG/SET - 2943000

Dimensional drawing



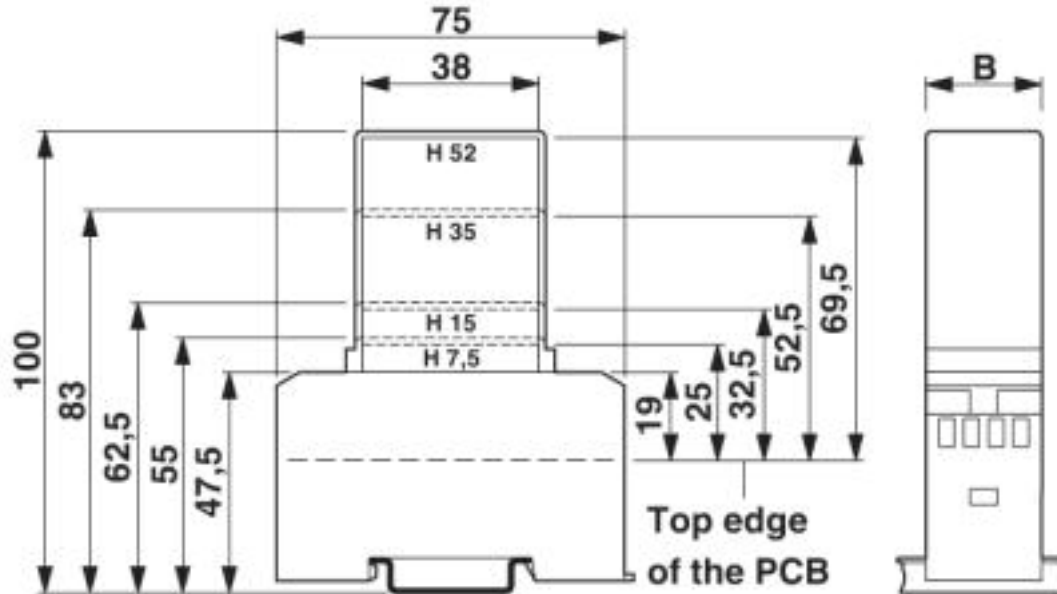
Pitch 5 mm

a = Area for mounting components, 38 mm in the hood

b = Area for mounting components, 45 mm in the housing

## Electronic housing - EMG 25-LG/SET - 2943000

Dimensional drawing



1 = Top edge of the PCB  
B = Housing width

### Articles in set

PCB terminal block - MKDS 3/ 2 - 1711026



PCB terminal block, nominal current: 24 A, pitch: 5 mm, number of positions: 2, connection method: Screw connection with tension sleeve, mounting: Wave soldering, conductor/PCB connection direction: 0 °, color: green. The article can be aligned to create different nos. of positions!

Electronic housing - EMG 25-LG - 2948319



Electronic housing, with snap foot for DIN rail EN 50022 for PCB insertion, without screw connection terminal blocks and cover

## Electronic housing - EMG 25-LG/SET - 2943000

### Articles in set

#### PCB terminal block - MKDS 3/ 3 - 1711039



PCB terminal block, nominal current: 24 A, pitch: 5 mm, number of positions: 3, connection method: Screw connection with tension sleeve, mounting: Wave soldering, conductor/PCB connection direction: 0 °, color: green. The article can be aligned to create different nos. of positions!

#### PCB terminal block - MKDS 3/ 4 - 1711042



PCB terminal block, nominal current: 24 A, pitch: 5 mm, number of positions: 4, connection method: Screw connection with tension sleeve, mounting: Wave soldering, conductor/PCB connection direction: 0 °, color: green. The article can be aligned to create different nos. of positions!

### Classifications

#### eCl@ss

|            |          |
|------------|----------|
| eCl@ss 4.0 | 27180400 |
| eCl@ss 4.1 | 27180400 |
| eCl@ss 5.0 | 27180500 |
| eCl@ss 5.1 | 27180500 |
| eCl@ss 6.0 | 27180800 |
| eCl@ss 7.0 | 27182702 |
| eCl@ss 8.0 | 27182702 |
| eCl@ss 9.0 | 27182702 |

#### ETIM

|          |          |
|----------|----------|
| ETIM 2.0 | EC001031 |
| ETIM 3.0 | EC001031 |
| ETIM 4.0 | EC001031 |
| ETIM 5.0 | EC001031 |
| ETIM 6.0 | EC001031 |
| ETIM 7.0 | EC001031 |

#### UNSPSC

|               |          |
|---------------|----------|
| UNSPSC 6.01   | 31261501 |
| UNSPSC 7.0901 | 31261501 |
| UNSPSC 11     | 31261501 |

# Electronic housing - EMG 25-LG/SET - 2943000

## Classifications

### UNSPSC

|              |          |
|--------------|----------|
| UNSPSC 12.01 | 31261501 |
| UNSPSC 13.2  | 31261501 |

## Approvals

### Approvals

---

### Approvals

EAC

---

Ex Approvals

---

### Approval details

|     |   |         |
|-----|---|---------|
| EAC |  | B.01742 |
|-----|---|---------|

## Accessories

### Accessories

Component housing center part

Electronic housing - EMG 25-ZE - 2941808



Intermediate element, to enlarge the assembly space

## Device marking

Marking material - EMG-GKS 22 - 2941594



Device marking label, width: 22 mm, area: 22 x 8 mm, e.g. for EML(20x8) R adhesive marking material

## Electronic housing - EMG 25-LG/SET - 2943000

### Accessories

---

#### Filler plug

Electronic housing - EMG-KA - 2941510



Terminal block/screw cover, set consisting of 50 strips each for terminal blocks and screw openings, 1 strip covers 12 terminal points.

---

#### PCB

PCB - P 1-EMG 25 - 2947190



PCB for assembling electronic components

---

Marking material - EMG-GKS 12 - 2947035



Device marking label, width: 12 mm, area: 12 x 8 mm, e.g. for EML(10x7) R adhesive marking material

---

Marking material - EMG-SGKS 10 - 2947585



Equipment marker, narrow

---

#### Necessary add-on products

## Electronic housing - EMG 25-LG/SET - 2943000

### Accessories

Electronic housing - EMG 25-H 7,5MM KLAR - 2947132



Covering hood, for the contact and dust-protected encapsulation of the components, in transparent design. Height: 7.5 mm, width: 25 mm

---

Electronic housing - EMG 25-H 15MM KLAR - 2948322



Covering hood, for the contact and dust-protected encapsulation of the components, in transparent design. Height: 15 mm, width: 25 mm

---

Electronic housing - EMG 25-H 52MM GN - 2947145



Covering hood, for the contact and dust-protected encapsulation of the components, in green design. Height: 52 mm, width: 25 mm

---

---