

## Relay Module - DEK-REL- 24/1/SEN - 2964050

Please be informed that the data shown in this PDF Document is generated from our Online Catalog. Please find the complete data in the user's documentation. Our General Terms of Use for Downloads are valid (<http://phoenixcontact.com/download>)



Relay terminal block for sensor, with soldered-in miniature relays, contact (AgNi+Au): small to medium loads, 1 N/O contact, input voltage 24 V AC/DC, for assembly on NS 35/7.5, terminal width 6.2 mm

### Product Features

- Reduced costs as N terminal block is no longer required
- Wiring reduced to a minimum
- Up to 73% more space
- Integrated input circuit
- 2 kVrms electrical isolation between input and output
- 2-layer contact with hard gold plating for universal applications from 1 mA to 5 A continuous current



### Key Commercial Data

Packing unit	1 pc
GTIN	 4 017918 099367
Weight per Piece (excluding packing)	24.0 g
Custom tariff number	85364190
Country of origin	China

### Technical data

#### Note

Utilization restriction	EMC: class A product, see manufacturer's declaration in the download area
-------------------------	---

#### Dimensions

Width	6.2 mm
Height	80 mm

# Relay Module - DEK-REL- 24/1/SEN - 2964050

## Technical data

### Dimensions

Depth	56 mm
-------	-------

### Ambient conditions

Ambient temperature (operation)	-20 °C ... 50 °C
Ambient temperature (storage/transport)	-20 °C ... 70 °C

### Coil side

Nominal input voltage $U_N$	24 V AC/DC
	24 V DC
	24 V AC
Input voltage range in reference to $U_N$	0.8 ... 1.1
Typical input current at $U_N$	6.5 mA
Typical response time	5 ms
Typical release time	15 ms
Protective circuit	Bridge rectifier Bridge rectifier
Operating voltage display	Yellow LED
Power dissipation for nominal condition	0.16 W

### Contact side

Contact type	1 N/O contact
Contact material	AgNi, hard gold-plated
Maximum switching voltage	250 V AC
	125 V DC
Minimum switching voltage	0.1 V
Min. switching current	1 mA
Maximum inrush current	5 A
Limiting continuous current	3 A (5 A up to 35°C at 24 V DC)
Interrupting rating (ohmic load) max.	72 W (at 24 V DC)
	60 W (at 48 V DC)
	50 W (at 60 V DC)
	50 W (at 110 V DC)
	750 VA (for 250 V AC)
	120 W (at 24 V DC - up to 35°)

### General

Test voltage relay winding/relay contact	2 kV AC (50 Hz, 1 min.)
Operating mode	100% operating factor
Mechanical service life	Approx. $2 \times 10^7$ cycles
Standards/regulations	IEC 60664

## Relay Module - DEK-REL- 24/1/SEN - 2964050

### Technical data

#### General

	EN 50178
	IEC 62103
Rated surge voltage/insulation	Basic insulation
Pollution degree	2
Overvoltage category	III
Mounting position	any
Assembly instructions	In rows with zero spacing

#### Connection data input side

Connection name	Coil side
Connection method	Screw connection
Stripping length	8 mm
Screw thread	M3
Conductor cross section solid	0.2 mm <sup>2</sup> ... 2.5 mm <sup>2</sup>
Conductor cross section flexible	0.2 mm <sup>2</sup> ... 2.5 mm <sup>2</sup>
AWG conductor cross section	24 ... 14

#### Connection data output side

Connection name	Contact side
Connection method	Screw connection
Stripping length	8 mm
Screw thread	M3
Conductor cross section solid	0.2 mm <sup>2</sup> ... 2.5 mm <sup>2</sup>
Conductor cross section flexible	0.2 mm <sup>2</sup> ... 2.5 mm <sup>2</sup>
AWG conductor cross section	24 ... 14

### Classifications

#### eCl@ss

eCl@ss 4.0	27371102
eCl@ss 4.1	27371102
eCl@ss 5.0	27371001
eCl@ss 5.1	27371001
eCl@ss 6.0	27371001
eCl@ss 7.0	27371001
eCl@ss 8.0	27371601

# Relay Module - DEK-REL- 24/1/SEN - 2964050

## Classifications

### ETIM

ETIM 2.0	EC001437
ETIM 3.0	EC001437
ETIM 4.0	EC001437
ETIM 5.0	EC001437

### UNSPSC

UNSPSC 6.01	30211916
UNSPSC 7.0901	39121515
UNSPSC 11	39121515
UNSPSC 12.01	39121515
UNSPSC 13.2	39121515

## Approvals

### Approvals

---

#### Approvals

UL Recognized / cUL Recognized / EAC / EAC / cULus Recognized

---


#### Ex Approvals


---

#### Approvals submitted

---

## Approval details

UL Recognized 
---

cUL Recognized 
--

EAC
-----

# Relay Module - DEK-REL- 24/1/SEN - 2964050

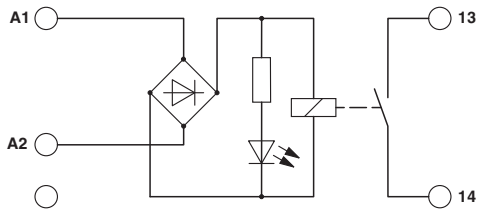
## Approvals

EAC

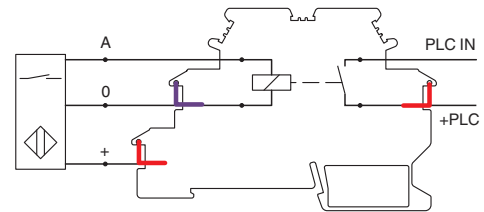
cULus Recognized US

## Drawings

Circuit diagram



Schematic diagram



Pin configuration DEK-REL-...SEN