

Solid-state relay module - PLC-OSP- 24DC/300DC/ 1 - 2980830

Please be informed that the data shown in this PDF Document is generated from our Online Catalog. Please find the complete data in the user's documentation. Our General Terms of Use for Downloads are valid (<http://phoenixcontact.com/download>)



PLC-INTERFACE, integrated solid-state relay, with spring-cage connection, for mounting on NS 35/7,5 DIN rails, input: 24 V DC, output: 12 - 300 V DC/1 A

The illustration shows the version PLC-OSC-24DC/300DC/1

Product Features

- Resistant to vibrations and shocks
- Wear-free switching with no contact bounce
- Protective circuit in input and output
- Option of bridging adjacent modules
- DC voltage outputs of up to 300 V DC/1 A or up to 24 V DC/10 A
- Status indicator
- Electronic PDT output of up to 48 V DC/500 mA



Key Commercial Data

Packing unit	1 pc
Weight per Piece (excluding packing)	32.59 g
Custom tariff number	85364190
Country of origin	Germany

Technical data

Note

Utilization restriction	EMC: class A product, see manufacturer's declaration in the download area
-------------------------	---

Dimensions

Width	6.2 mm
Height	80 mm

Solid-state relay module - PLC-OSP- 24DC/300DC/ 1 - 2980830

Technical data

Dimensions

Depth	86 mm
-------	-------

Ambient conditions

Ambient temperature (operation)	-25 °C ... 60 °C
Ambient temperature (storage/transport)	-40 °C ... 85 °C

Input data

Nominal input voltage U_N	24 V DC
Input voltage range in reference to U_N	0.8 ... 1.2
Switching threshold "0" signal in reference to U_N	≤ 0.4
Switching threshold "1" signal in reference to U_N	≥ 0.8
Typical input current at U_N	8 mA
Typical response time	0.3 ms
Typical turn-off time	0.7 ms
Operating voltage display	Yellow LED
Type of protection	Reverse polarity protection
	Surge protection
Protective circuit/component	Polarity protection diode
	Varistor
Transmission frequency	50 Hz

Output data

Designation	Output data
Output voltage range	12 V DC ... 300 V DC (Partition plate PLC-ATP must be installed for voltages larger than 250 V (L1, L2, L3) between identical terminal points in adjacent modules. Potential bridging is then carried out with FBST 8-PLC... or ...FBST 500...)
Limiting continuous current	1 A (see derating curve)
Voltage drop at max. limiting continuous current	< 500 mV
Type of protection	Reverse polarity protection
	Surge protection
Protective circuit/component	Polarity protection diode
	Varistor

Connection data, input side

Connection name	Input side
Connection method	Spring-cage connection
Stripping length	8 mm
Conductor cross section solid	0.14 mm ² ... 2.5 mm ²
Conductor cross section flexible	0.14 mm ² ... 2.5 mm ²

Solid-state relay module - PLC-OSP- 24DC/300DC/ 1 - 2980830

Technical data

Connection data, input side

Conductor cross section AWG	26 ... 14
-----------------------------	-----------

Connection data, output side

Connection name	Output side
Connection method	Spring-cage connection
Stripping length	8 mm
Conductor cross section solid	0.14 mm ² ... 2.5 mm ²
Conductor cross section flexible	0.14 mm ² ... 2.5 mm ²
Conductor cross section AWG	26 ... 14

General

Mounting position	any
Assembly instructions	In rows with zero spacing
Operating mode	100% operating factor
Flammability rating according to UL 94	V0
Designation	Standards/regulations
Standards/regulations	IEC 60664
	EN 50178
	IEC 62103
Rated surge voltage/insulation	4 kV / basic insulation
Rated insulation voltage	300 V
Degree of pollution	2
Overvoltage category	III

Standards and Regulations

Connection in acc. with standard	CUL
Designation	Standards/regulations
Standards/regulations	IEC 60664
	EN 50178
	IEC 62103
Rated insulation voltage	300 V
Rated surge voltage/insulation	4 kV / basic insulation
Degree of pollution	2
Overvoltage category	III
Flammability rating according to UL 94	V0

Solid-state relay module - PLC-OSP- 24DC/300DC/ 1 - 2980830

Classifications

eCl@ss

eCl@ss 4.0	27371102
eCl@ss 4.1	27371102
eCl@ss 5.0	27371001
eCl@ss 5.1	27371001
eCl@ss 6.0	27371001
eCl@ss 7.0	27371001
eCl@ss 8.0	27371604
eCl@ss 9.0	27371604

ETIM

ETIM 2.0	EC001504
ETIM 3.0	EC001504
ETIM 4.0	EC001504
ETIM 5.0	EC001504

UNSPSC

UNSPSC 6.01	30211916
UNSPSC 7.0901	39121542
UNSPSC 11	39121542
UNSPSC 12.01	39121542
UNSPSC 13.2	39121542

Approvals

Approvals

Approvals

UL Listed / cUL Listed / GL / UL Recognized / cUL Recognized / EAC / EAC / cULus Recognized / cULus Listed

Ex Approvals

Approvals submitted

Approval details


Solid-state relay module - PLC-OSP- 24DC/300DC/ 1 - 2980830


Approvals

UL Listed 

cUL Listed 


GL

UL Recognized 

cUL Recognized 

EAC

EAC

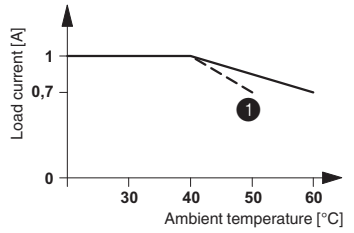
cULus Recognized 

cULus Listed 

Drawings

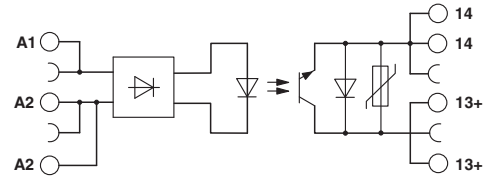
Solid-state relay module - PLC-OSP- 24DC/300DC/ 1 - 2980830

Diagram



❶ For input voltages of 220 V DC and 230 V DC

Circuit diagram



The illustration shows the derating curve for PLC-...300DC/1