

Feed-through terminal block - STS 2,5-TWIN BU - 3036275

Please be informed that the data shown in this PDF Document is generated from our Online Catalog. Please find the complete data in the user's documentation. Our General Terms of Use for Downloads are valid (<http://phoenixcontact.com/download>)



Feed-through terminal block, Connection method: Spring-cage connection, Cross section: 0.08 mm² - 4 mm², AWG: 28 - 12, Width: 5.2 mm, Color: blue, Mounting type: NS 35/7,5, NS 35/15

The illustration shows the gray color version

Product Features

- Same shape and pitch as the feed-through terminal blocks
- Cross connection to adjacent feed-through terminal blocks with the consistent FBS ... plug-in bridge system



Key Commercial Data

Packing unit	1 pc
Minimum order quantity	50 pc
Weight per Piece (excluding packing)	7.73 g
Custom tariff number	85369010
Country of origin	Germany

Technical data

General

Number of levels	1
Number of connections	3
Nominal cross section	2.5 mm ²
Color	blue
Insulating material	PA
Flammability rating according to UL 94	V0
Rated surge voltage	8 kV
Degree of pollution	3

Feed-through terminal block - STS 2,5-TWIN BU - 3036275

Technical data

General

Overvoltage category	III
Insulating material group	I
Connection in acc. with standard	IEC 60947-7-1
Maximum load current	28 A (In case of a 4 mm ² conductor cross section, the maximum load current must not be exceeded by the total current of all connected conductors.)
Nominal current I _N	24 A (with 4 mm ² conductor cross section)
Nominal voltage U _N	800 V
Open side panel	Yes

Dimensions

Width	5.2 mm
End cover width	2.2 mm
Length	50.8 mm
Height NS 35/7,5	43 mm
Height NS 35/15	50.5 mm

Connection data

Connection method	Spring-cage connection
Connection in acc. with standard	IEC 60947-7-1
Conductor cross section solid min.	0.08 mm ²
Conductor cross section solid max.	4 mm ²
Conductor cross section AWG min.	28
Conductor cross section AWG max.	12
Conductor cross section flexible min.	0.08 mm ²
Conductor cross section flexible max.	2.5 mm ²
Min. AWG conductor cross section, flexible	28
Max. AWG conductor cross section, flexible	14
Conductor cross section flexible, with ferrule without plastic sleeve min.	0.14 mm ²
Conductor cross section flexible, with ferrule without plastic sleeve max.	2.5 mm ²
Conductor cross section flexible, with ferrule with plastic sleeve min.	0.14 mm ²
Conductor cross section flexible, with ferrule with plastic sleeve max.	2.5 mm ²
2 conductors with same cross section, stranded, TWIN ferrules with plastic sleeve, max.	0.5 mm ²
Connection in acc. with standard	IEC/EN 60079-7
Conductor cross section solid min.	0.2 mm ²
Conductor cross section solid max.	4 mm ²
Conductor cross section AWG min.	24
Conductor cross section AWG max.	12

Feed-through terminal block - STS 2,5-TWIN BU - 3036275

Technical data

Connection data

Conductor cross section flexible min.	0.2 mm ²
Conductor cross section flexible max.	2.5 mm ²
Stripping length	8 mm ... 10 mm
Internal cylindrical gage	A3

Standards and Regulations

Connection in acc. with standard	CSA
	IEC 60947-7-1
Flammability rating according to UL 94	V0

Classifications

eCl@ss

eCl@ss 4.0	27141121
eCl@ss 4.1	27141121
eCl@ss 5.0	27141120
eCl@ss 5.1	27141120
eCl@ss 6.0	27141120
eCl@ss 7.0	27141120
eCl@ss 8.0	27141120
eCl@ss 9.0	27141120

ETIM

ETIM 2.0	EC000897
ETIM 3.0	EC000897
ETIM 4.0	EC000897
ETIM 5.0	EC000897

UNSPSC

UNSPSC 6.01	30211811
UNSPSC 7.0901	39121410
UNSPSC 11	39121410
UNSPSC 12.01	39121410
UNSPSC 13.2	39121410

Approvals

Approvals

Feed-through terminal block - STS 2,5-TWIN BU - 3036275

Approvals

Approvals


CSA / UL Recognized / SEV / cUL Recognized / KR / CCA / VDE Gutachten mit Fertigungsüberwachung / IECCE CB Scheme / EAC / EAC / cULus Recognized


Ex Approvals

ATEX / IECEx / EAC Ex


Approvals submitted

Approval details

CSA 		
	B	C
mm ² /AWG/kcmil	28-12	28-12
Nominal current I _N	20 A	20 A
Nominal voltage U _N	600 V	600 V

UL Recognized 		
	B	C
mm ² /AWG/kcmil	28-12	28-12
Nominal current I _N	20 A	20 A
Nominal voltage U _N	600 V	600 V

SEV	
mm ² /AWG/kcmil	2.5-1.5
Nominal voltage U _N	800 V

cUL Recognized 		
	B	C
mm ² /AWG/kcmil	28-12	28-12


Feed-through terminal block - STS 2,5-TWIN BU - 3036275


Approvals

	B	C
Nominal current IN	20 A	20 A
Nominal voltage UN	600 V	600 V

KR


CCA	
mm ² /AWG/kcmil	1.5

VDE Gutachten mit Fertigungsüberwachung 	
mm ² /AWG/kcmil	0.2-2.5
Nominal current IN	24 A
Nominal voltage UN	800 V

IECEE CB Scheme 	
mm ² /AWG/kcmil	2.5
Nominal voltage UN	800 V

EAC

EAC

cULus Recognized 
--

Drawings

Circuit diagram



