

## Plug - SP 2,5/ 1-R GNYE - 3043093

Please be informed that the data shown in this PDF Document is generated from our Online Catalog. Please find the complete data in the user's documentation. Our General Terms of Use for Downloads are valid (<http://phoenixcontact.com/download>)



Plug, Connection method: Spring-cage connection, Number of positions: 1, Cross section: 0.08 mm<sup>2</sup> - 4 mm<sup>2</sup>, AWG: 28 - 12, Width: 5.2 mm, Height: 39 mm, Color: green-yellow

Illustration shows versions of the SP 2,5/1-... connector in various colors

### Product Description

Connector element right, left housing with engagement pin, right closed with cover

### Product Features

- Cable housing can be snapped on to the plugs, see figure below
- The plug with spring-cage connection is assembled directly on site by snapping together single-position plug elements
- The ST-COMBI plugs for self-assembly provide solutions that users can implement themselves



### Key Commercial Data

Packing unit	1 pc
Minimum order quantity	50 pc
Weight per Piece (excluding packing)	3.38 g
Custom tariff number	85366990
Country of origin	Poland

### Technical data

#### General

Number of levels	1
Number of connections	1
Nominal cross section	2.5 mm <sup>2</sup>
Color	green-yellow
Insulating material	PA
Flammability rating according to UL 94	V0
Maximum load current	24 A (with a 2.5 mm <sup>2</sup> conductor cross section)

## Plug - SP 2,5/ 1-R GNYE - 3043093

### Technical data

#### General

Rated surge voltage	6 kV
Degree of pollution	3
Overvoltage category	III
Insulating material group	I
Connection in acc. with standard	IEC 61984
Maximum load current	24 A (with 4 mm <sup>2</sup> conductor cross section)
Nominal current I <sub>N</sub>	24 A
Nominal voltage U <sub>N</sub>	500 V
Open side panel	No

#### Dimensions

Width	5.2 mm
Length	15.8 mm
Height	39 mm
	24.00 mm

#### Connection data

Connection method	Spring-cage connection
Connection in acc. with standard	IEC 61984
Conductor cross section solid min.	0.08 mm <sup>2</sup>
Conductor cross section solid max.	4 mm <sup>2</sup>
Conductor cross section AWG min.	28
Conductor cross section AWG max.	12
Conductor cross section flexible min.	0.08 mm <sup>2</sup>
Conductor cross section flexible max.	2.5 mm <sup>2</sup>
Min. AWG conductor cross section, flexible	28
Max. AWG conductor cross section, flexible	14
Conductor cross section flexible, with ferrule without plastic sleeve min.	0.14 mm <sup>2</sup>
Conductor cross section flexible, with ferrule without plastic sleeve max.	2.5 mm <sup>2</sup>
Conductor cross section flexible, with ferrule with plastic sleeve min.	0.14 mm <sup>2</sup>
Conductor cross section flexible, with ferrule with plastic sleeve max.	2.5 mm <sup>2</sup>
2 conductors with same cross section, stranded, TWIN ferrules with plastic sleeve, max.	0.5 mm <sup>2</sup>
Stripping length	8 mm ... 10 mm
Internal cylindrical gage	A3
Connection method	Plug connection

#### Standards and Regulations

Connection in acc. with standard	CSA
----------------------------------	-----

# Plug - SP 2,5/ 1-R GNYE - 3043093

## Technical data

### Standards and Regulations

	IEC 61984
Flammability rating according to UL 94	V0

## Classifications

### eCl@ss

eCl@ss 4.0	272607xx
eCl@ss 4.1	27260701
eCl@ss 5.0	27260701
eCl@ss 5.1	27260701
eCl@ss 6.0	27141151
eCl@ss 7.0	27141151
eCl@ss 8.0	27141151

### ETIM

ETIM 2.0	EC000897
ETIM 3.0	EC000897
ETIM 4.0	EC002021
ETIM 5.0	EC002021

### UNSPSC

UNSPSC 6.01	30211802
UNSPSC 7.0901	39121402
UNSPSC 11	39121402
UNSPSC 12.01	39121402
UNSPSC 13.2	39121402

## Approvals

### Approvals

---

#### Approvals

CSA / UL Recognized / VDE Gutachten mit Fertigungsüberwachung / cUL Recognized / LR / GL / BV / RS / IECCEB Scheme / CSA / EAC / cULus Recognized

---

#### Ex Approvals


---


# Plug - SP 2,5/ 1-R GNYE - 3043093


## Approvals


Approvals submitted

### Approval details

CSA 		
	B	C
mm <sup>2</sup> /AWG/kcmil	24-12	24-12
Nominal current I <sub>N</sub>	20 A	20 A
Nominal voltage U <sub>N</sub>	300 V	300 V

UL Recognized 			
	B	C	D
mm <sup>2</sup> /AWG/kcmil	28-12	28-12	28-12
Nominal current I <sub>N</sub>	20 A	20 A	5 A
Nominal voltage U <sub>N</sub>	300 V	300 V	600 V

VDE Gutachten mit Fertigungsüberwachung 	
mm <sup>2</sup> /AWG/kcmil	0.2-4
Nominal voltage U <sub>N</sub>	500 V

cUL Recognized 			
	B	C	D
mm <sup>2</sup> /AWG/kcmil	28-12	28-12	28-12
Nominal current I <sub>N</sub>	20 A	20 A	5 A
Nominal voltage U <sub>N</sub>	300 V	300 V	600 V

LR
----


GL
----


# Plug - SP 2,5/ 1-R GNYE - 3043093

## Approvals

BV

RS

IECEE CB Scheme 	
mm <sup>2</sup> /AWG/kcmil	0.2-4
Nominal voltage UN	500 V

CSA 

EAC

cULus Recognized 

## Drawings

### Diagram

Derating  
 curve  
 for  
 ST  
 2,5/  
 TPWIN-  
 2,5/1P,  
 2,5/  
 2P-  
 SWIN-  
 2,5/1P  
 TPWIN/  
 1P  
 and  
 plug  
 versions  
 SP...  
 versions  
 SP...

# Plug - SP 2,5/ 1-R GNYE - 3043093


## Diagram

Derating  
curve  
for  
STTB  
2,5/  
QUATTRO/2P,  
STTB  
2,5/  
QUATTRO/4P  
and  
for  
all  
plug  
versions  
SP...

## Diagram

Derating  
curve  
for  
ST  
2,5-4L/1P,  
ST  
2,5-4L/2P  
and  
for  
all  
plug  
versions  
SP...

## Circuit diagram



## Schematic diagram

