

## Component terminal block - UTTB 2,5-LA 24 RD - 3046692

Please be informed that the data shown in this PDF Document is generated from our Online Catalog. Please find the complete data in the user's documentation. Our General Terms of Use for Downloads are valid (<http://phoenixcontact.com/download>)



Component terminal block, Cross section: 0.14 mm<sup>2</sup> - 4 mm<sup>2</sup>, AWG: 26 - 12, Connection type: Screw connection, Width: 5.2 mm, Color: gray, Mounting type: NS 35/7,5, NS 35/15

### Product Features

- Design width of just 5.2 mm



### Key Commercial Data

Packing unit	1 pc
Weight per Piece (excluding packing)	16.88 g
Custom tariff number	85369010
Country of origin	Poland

### Technical data

#### General

Note	The voltage is determined by the LED version selected.
Number of levels	2
Number of connections	4
Nominal cross section	2.5 mm <sup>2</sup>
Color	gray
Insulating material	PA
Flammability rating according to UL 94	V0
Rated surge voltage	6 kV
Pollution degree	3
Overvoltage category	III
Insulating material group	I
Nominal current I <sub>N</sub>	24 A
Maximum load current	28 A (with 4 mm <sup>2</sup> conductor cross section)

## Component terminal block - UTTB 2,5-LA 24 RD - 3046692

### Technical data

#### General

Nominal voltage $U_N$	24 V
Open side panel	ja

#### Dimensions

Width	5.2 mm
Length	69.9 mm
Height NS 35/7,5	65 mm
Height NS 35/15	72.5 mm

#### Connection data

Conductor cross section solid min.	0.14 mm <sup>2</sup>
Conductor cross section solid max.	4 mm <sup>2</sup>
Conductor cross section flexible min.	0.14 mm <sup>2</sup>
Conductor cross section flexible max.	4 mm <sup>2</sup>
Conductor cross section AWG min.	26
Conductor cross section AWG max.	12
Conductor cross section flexible, with ferrule without plastic sleeve min.	0.14 mm <sup>2</sup>
Conductor cross section flexible, with ferrule without plastic sleeve max.	2.5 mm <sup>2</sup>
Conductor cross section flexible, with ferrule with plastic sleeve min.	0.14 mm <sup>2</sup>
Conductor cross section flexible, with ferrule with plastic sleeve max.	2.5 mm <sup>2</sup>
2 conductors with same cross section, solid min.	0.14 mm <sup>2</sup>
2 conductors with same cross section, solid max.	1.5 mm <sup>2</sup>
2 conductors with same cross section, stranded min.	0.14 mm <sup>2</sup>
2 conductors with same cross section, stranded max.	1.5 mm <sup>2</sup>
2 conductors with same cross section, stranded, ferrules without plastic sleeve, min.	0.14 mm <sup>2</sup>
2 conductors with same cross section, stranded, ferrules without plastic sleeve, max.	1.5 mm <sup>2</sup>
2 conductors with same cross section, stranded, TWIN ferrules with plastic sleeve, min.	0.5 mm <sup>2</sup>
2 conductors with same cross section, stranded, TWIN ferrules with plastic sleeve, max.	1.5 mm <sup>2</sup>
Connection method	Screw connection
Stripping length	9 mm
Internal cylindrical gage	A3
Screw thread	M3
Tightening torque, min	0.5 Nm
Tightening torque max	0.6 Nm

#### Standards and Regulations

# Component terminal block - UTTB 2,5-LA 24 RD - 3046692

## Technical data

### Standards and Regulations

Connection in acc. with standard	CSA
Flammability rating according to UL 94	V0

## Classifications

### eCl@ss

eCl@ss 4.0	27141118
eCl@ss 4.1	27141118
eCl@ss 5.0	27141118
eCl@ss 5.1	27141118
eCl@ss 6.0	27141141
eCl@ss 7.0	27141141
eCl@ss 8.0	27141127

### ETIM

ETIM 2.0	EC000901
ETIM 3.0	EC000901
ETIM 4.0	EC000901
ETIM 5.0	EC000903

### UNSPSC

UNSPSC 6.01	30211811
UNSPSC 7.0901	39121410
UNSPSC 11	39121410
UNSPSC 12.01	39121410
UNSPSC 13.2	39121410

## Approvals

### Approvals

---

#### Approvals

CSA / UL Recognized / cUL Recognized / EAC / EAC / cULus Recognized

---

#### Ex Approvals


---


# Component terminal block - UTTB 2,5-LA 24 RD - 3046692


## Approvals

Approvals submitted

### Approval details


CSA 	
mm <sup>2</sup> /AWG/kcmil	26-12
Nominal current IN	20 A
Nominal voltage UN	24 V

UL Recognized 				
		B	C	D
mm <sup>2</sup> /AWG/kcmil	26-12	26-12	26-12	
Nominal current IN	20 A	20 A	5 A	
Nominal voltage UN	300 V	300 V	600 V	

cUL Recognized 				
		B	C	D
mm <sup>2</sup> /AWG/kcmil	26-12	26-12	26-12	
Nominal current IN	20 A	20 A	5 A	
Nominal voltage UN	300 V	300 V	600 V	

EAC
-----

EAC
-----

cULus Recognized 
--

## Drawings

## Component terminal block - UTTB 2,5-LA 24 RD - 3046692

Circuit diagram

